



BENCHMARK
CRISIL Composite Bond Index



INCEPTION
9 March, 2017



INVESTMENT
Northern arc - IFMR
Fim pact Long Term
Credit Fund



AUM (₹ CR)
197.75



FACTSHEET DATE
31 December 2024

	Investment Approach	Benchmark	Portfolio Characteristics	
1 Month	12.65%	N/A	Portfolio Age	7 Years 9 Months
3 Month	12.63%	N/A	Sharpe Ratio 1 Yr	-1.40
6 Month	12.59%	N/A	Sharpe Ratio 3 Yr	-1.35
1 Year	12.40%	N/A		
3 Year	12.52%	N/A		
5 Year	12.74%	N/A		
Since Inception	12.48%	N/A		

Fund Manager

Northern Arc Investment Managers Private Limited

Fee Structure

Fixed Fee		Variable Fee		Exit Load	
AMC	1.50%	AMC	No Option	2nd Year	0%
		Hurdle	No Option	3rd Year	0%
		Profit Sharing	No Option		



BENCHMARK
Not Available



INCEPTION
1 March, 2017



INVESTMENT
IFMR Fim pact Long Term
Credit Fund



AUM (₹ CR)
191.46



FACTSHEET DATE
31 January 2026

	Investment Approach	Benchmark	Portfolio Characteristics	
1 Month	11.03%	N/A	Portfolio Age	8 Years 10 Months
3 Month	11.06%	N/A	Sharpe Ratio 1 Yr	-1.31
6 Month	10.47%	N/A	Sharpe Ratio 3 Yr	-1.16
1 Year	11.10%	N/A		
3 Year	11.99%	N/A		
5 Year	12.44%	N/A		
Since Inception	12.38%	N/A		

Composition



Cash Equivalent

Fund Manager

Northern Arc Investment Managers Private Limited

Fee Structure

Exit Load	
1st Year	No Option
2nd Year	No Option
3rd Year	No Option


BENCHMARK
CRISIL Liquid Fund Index

INCEPTION
23 January, 2019

INVESTMENT
Northern Arc Money
Market Alpha Fund

AUM (₹ CR)
545.14

FACTSHEET DATE
28 February 2026

	Investment Approach	Benchmark	Portfolio Characteristics	
1 Month	9.60%	6.16%	Portfolio Age	7 Years 1 Month
3 Month	9.01%	5.78%	Sharpe Ratio 1 Yr	45.45
6 Month	8.82%	5.78%	Sharpe Ratio 3 Yr	14.38
1 Year	9.23%	6.18%	Beta 1 Yr	0.92
3 Year	9.67%	6.91%	Beta 3 Yr	1.10
5 Year	9.52%	N/A	Upcapture ratio 1 Yr	142.94
Since Inception	9.50%	5.83%	Upcapture ratio 3 Yr	125.53

Fund Manager

Ravi Vukkadala
Fee Structure

Fixed Fee		Variable Fee		Exit Load	
AMC	Nil	AMC	Nil	1st Year	Nil
		Hurdle	Nil	2nd Year	Nil
		Profit Sharing	Nil	3rd Year	Nil



BENCHMARK
S&P BSE 500 Index



INCEPTION
21 May, 2020



INVESTMENT
White Oak - India Select
Equity Fund



AUM (₹ CR)
863.00



FACTSHEET DATE
31 March 2025

	Investment Approach	Benchmark	Portfolio Characteristics	
1 Month	7.89%	7.32%	Total Number of Stocks	129
3 Month	-8.13%	-4.39%	Average Market Cap	261210.15 CR
6 Month	-8.42%	-11.84%	Portfolio Age	4 Years 10 Months
1 Year	14.29%	5.96%	Sharpe Ratio 1 Yr	0.31
3 Year	11.78%	13.74%	Sharpe Ratio 3 Yr	0.34
Since Inception	23.64%	25.46%	Beta 1 Yr	0.90
			Beta 3 Yr	0.92
			Downcapture Ratio 1 Yr	80.19
			Downcapture Ratio 3 Yr	92.08
			Upcapture ratio 1 Yr	106.36
			Upcapture ratio 3 Yr	89.79

Composition



45.52%
Large Cap



9.62%
Mid Cap



41.51%
Small Cap



3.40%
Cash Equivalent

Fund Manager



White Oak Capital Management Consultants LLP

Fee Structure

Fixed Fee		Variable Fee		Exit Load	
AMC	2.00%	AMC	No Option	1st Year	0.00%
		Hurdle	No Option	2nd Year	0.00%
		Profit Sharing	No Option	3rd Year	0.00%


BENCHMARK
S&P BSE 200 Index

INCEPTION
18 May, 2022

INVESTMENT
Sundaram Alternative
- Opportunities Series
- Atlas

AUM (₹ CR)
NA

FACTSHEET DATE
28 February 2026

	Investment Approach	Benchmark	Portfolio Characteristics	
1 Month	6.36%	0.38%	Portfolio Age	3 Years 9 Months
3 Month	-1.03%	-2.95%	Sharpe Ratio 1 Yr	1.34
6 Month	9.35%	3.96%	Sharpe Ratio 3 Yr	1.11
1 Year	26.52%	16.01%		
3 Year	23.06%	16.03%		
5 Year	N/A	13.06%		
Since Inception	17.76%	14.40%		

Fund Manager

Madanagopal Ramu
Fee Structure

Fixed Fee		Variable Fee		Exit Load	
AMC	2.25%	AMC	No Option	1st Year	3.00%
		Hurdle	10.00%	2nd Year	3.00%
		Profit Sharing	15% Profit Sharing above 10% Hurdle	3rd Year	2.00%


BENCHMARK
NIFTY Midcap 100 Index

INCEPTION
12 February, 2020

INVESTMENT
Sundaram Alternative
Opportunities Series -
ACORN

AUM (₹ CR)
NA

FACTSHEET DATE
28 February 2026

Investment Approach		Benchmark	Portfolio Characteristics	
1 Month	6.26%	1.17%	Portfolio Age	6 Years
3 Month	1.87%	-3.16%	Sharpe Ratio 1 Yr	2.11
6 Month	15.52%	6.08%	Sharpe Ratio 3 Yr	1.24
1 Year	39.43%	23.38%	Beta 1 Yr	0.79
3 Year	25.31%	25.21%	Beta 3 Yr	0.76
5 Year	18.74%	20.50%	Downcapture Ratio 1 Yr	45.62
Since Inception	20.04%	21.46%	Downcapture Ratio 3 Yr	67.50
			Upcapture ratio 1 Yr	117.82
			Upcapture ratio 3 Yr	86.89

Fund Manager

Madanagopal Ramu
Fee Structure

Fixed Fee		Variable Fee		Exit Load	
AMC	No Option	AMC	No Option	1st Year	4.00%
		Hurdle	No Option	2nd Year	3.00%
		Profit Sharing	No option	3rd Year	2.00%



BENCHMARK
S&P BSE 200 Index



INCEPTION
21 April, 2024



INVESTMENT
MNCL Capital
Compounder Fund 2



AUM (₹ CR)
768.00



FACTSHEET DATE
28 February 2026

	Investment Approach	Benchmark	Portfolio Characteristics	
1 Month	6.10%	0.38%	Portfolio Age	1 Year 10 Months
3 Month	-3.60%	-2.95%	Sharpe Ratio 1 Yr	0.57
6 Month	-2.90%	3.96%		
1 Year	13.30%	16.01%		
3 Year	N/A	16.03%		
5 Year	N/A	13.06%		
Since Inception	8.20%	8.20%		

Composition



Fund Manager

Abhisar Jain

Abhisar Jain

Fee Structure

Fixed Fee		Variable Fee		Exit Load	
AMC	No Option	AMC	No Option	1st Year	18 months lockin
		Hurdle	No Option	2nd Year	0.00%
		Profit Sharing	No Option	3rd Year	0.00%



BENCHMARK
NIFTY 50 Total Return Index



INCEPTION
1 September, 2019



INVESTMENT
SageOne - Flagship
Growth 2 Fund



AUM (₹ CR)
1184.00



FACTSHEET DATE
31 October 2025

	Investment Approach	Benchmark	Portfolio Characteristics	
1 Month	5.48%	4.27%	Total Number of Stocks	41
3 Month	1.00%	3.72%	Average Market Cap	8600 CR
6 Month	14.73%	8.33%	Portfolio Age	6 Years 1 Month
1 Year	-1.20%	5.32%	Sharpe Ratio 1 Yr	-0.20
3 Year	22.77%	16.21%	Sharpe Ratio 3 Yr	-0.24
Since Inception	15.51%	14.23%	Beta 1 Yr	1.43
			Downcapture Ratio 1 Yr	196.46
			Upcapture ratio 1 Yr	125.68
			P/E Ratio	37.20

Composition



Fund Manager



Samit Vartak

Fee Structure

Fixed Fee		Variable Fee		Exit Load	
AMC	No Option	AMC	1.00%	1st Year	0.00%
		Hurdle	10.00%	2nd Year	0.00%
		Profit Sharing	12% profit sharing above 10% hurdle	3rd Year	0.00%


BENCHMARK
S&P BSE 200 Index


INCEPTION
31 January, 2018


INVESTMENT
Nippon - India Millennial


AUM (₹ CR)
NA


FACTSHEET DATE
30 April 2025

	Investment Approach	Benchmark	Portfolio Characteristics	
1 Month	5.11%	N/A	Total Number of Stocks	12
3 Month	3.95%	N/A	Average Market Cap	628500 CR
6 Month	-5.42%	N/A	Portfolio Age	7 Years 3 Months
1 Year	-6.58%	N/A		
3 Year	11.71%	N/A		
5 Year	22.31%	N/A		
Since Inception	14.15%	N/A		

Composition



73%
Large Cap



7%
Mid Cap



21%
Cash Equivalent

Fund Manager



Varun Goel

Fee Structure

Fixed Fee		Variable Fee		Exit Load	
AMC	No Option	AMC	No Option	1st Year	0.00%
		Hurdle	No Option	2nd Year	0.00%
		Profit Sharing	No Option	3rd Year	0.00%


BENCHMARK
S&P BSE India
Infrastructure Total
Return Index


INCEPTION
28 June, 2024


INVESTMENT
DSP Bharat Nirman Fund


AUM (₹ CR)
NA


FACTSHEET DATE
28 February 2026

	Investment Approach	Benchmark	Portfolio Characteristics	
1 Month	4.81%	4.81%	Portfolio Age	1 Year 8 Months
3 Month	3.69%	1.31%		
6 Month	7.32%	6.85%		
1 Year	26.41%	20.21%		
Since Inception	2.15%	-4.24%		

Fund Manager



Natraj Sankaranarayan

Fee Structure

Fixed Fee		Variable Fee		Exit Load	
AMC	No option	AMC	No option	1st Year	No Option
		Hurdle	No option	2nd Year	No Option
				3rd Year	No Option


BENCHMARK
S&P BSE 500 Total Return
Index


INCEPTION
25 October, 2021


INVESTMENT
I Wealth - I Wealth Fund 2


AUM (₹ CR)
200.00


FACTSHEET DATE
31 July 2024

	Investment Approach	Benchmark	Portfolio Characteristics	
1 Month	4.76%	3.92%	Portfolio Age	2 Years 9 Months
3 Month	13.29%	10.38%		
6 Month	23.06%	14.85%		
1 Year	58.27%	26.31%		
3 Year	21.99%	16.54%		
5 Year	30.71%	17.55%		
Since Inception	23.77%	14.68%		

Fund Manager
Bharat Jain

Fee Structure

Fixed Fee		Variable Fee	
AMC	1.50%	AMC	NIL
		Hurdle	10.00%
		Profit Sharing	15% Profit Sharing Over 10% Hurdle rate



BENCHMARK
S&P BSE 200 Index



INCEPTION
1 July, 2024



INVESTMENT
WHITESPACE FUND 3 -
Multi Asset Fund



AUM (₹ CR)
NA



FACTSHEET DATE
31 October 2025

	Investment Approach	Benchmark	Portfolio Characteristics	
1 Month	4.65%	4.40%	Portfolio Age	1 Year 3 Months
3 Month	5.26%	3.76%	Sharpe Ratio 1 Yr	0.70
6 Month	12.45%	6.51%		
1 Year	10.00%	4.95%		
3 Year	N/A	14.11%		
5 Year	N/A	18.90%		
Since Inception	8.45%	2.88%		

Composition



50%

Large Cap

Fund Manager

PUNEET SHARMA

Fee Structure

Fixed Fee		Variable Fee		Exit Load	
AMC	2.00%	AMC	No Option	1st Year	0.00%
		Hurdle	20.00%	2nd Year	0.00%
		Profit Sharing	40% Profit sharing upto 20% hurdle	3rd Year	0.00%

BENCHMARK
S&P BSE 500 Total Return
Index

INCEPTION
14 October, 2021

INVESTMENT
Nepean Long Term
Opportunities Fund II

AUM (₹ CR)
123.67

FACTSHEET DATE
28 February 2026

	Investment Approach	Benchmark	Portfolio Characteristics	
1 Month	4.49%	0.45%	Total Number of Stocks	19
3 Month	-1.81%	-3.13%	Portfolio Age	4 Years 4 Months
6 Month	1.92%	3.24%	Sharpe Ratio 1 Yr	0.61
1 Year	14.11%	17.30%	Sharpe Ratio 3 Yr	0.34
3 Year	11.93%	17.66%	Beta 1 Yr	1.13
Since Inception	9.41%	9.40%	Beta 3 Yr	0.90
			Downcapture Ratio 1 Yr	127.36
			Downcapture Ratio 3 Yr	118.50
			Upcapture ratio 1 Yr	99.69
			Upcapture ratio 3 Yr	102.13

Composition



12.26%
Large Cap



28.36%
Mid Cap



50.51%
Small Cap



8.87%
Cash Equivalent

Fund Manager



Anand Trivedi



Gautam Trivedi

Fee Structure

Fixed Fee		Variable Fee		Exit Load	
AMC	1.25%	AMC	No Option	1st Year	Hard Lockup
		Hurdle	No Option	2nd Year	1.50%
		Profit Sharing	No Option	3rd Year	1.50%


BENCHMARK
NIFTY 50 Index


INCEPTION
1 June, 2018

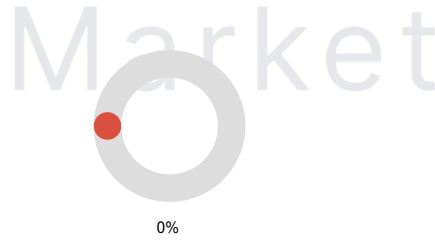

INVESTMENT
I Wealth - I Wealth Fund 1


AUM (₹ CR)
0.00


FACTSHEET DATE
31 December 2021

	Investment Approach	Benchmark	Portfolio Characteristics	
1 Month	4.40%	2.40%	Portfolio Age	3 Years 6 Months
3 Month	-0.10%	-0.20%	Sharpe Ratio 1 Yr	2.27
6 Month	10.60%	11.90%	Sharpe Ratio 3 Yr	1.40
1 Year	55.60%	36.10%	Beta 1 Yr	1.03
3 Year	27.08%	19.13%	Beta 3 Yr	0.30
5 Year	NA	N/A	P/B Ratio	0.00
Since Inception	24.03%	16.65%	P/E Ratio	0.00

Composition



Cash Equivalent

Fund Manager
Bharat Jain

Fee Structure

Fixed Fee		Variable Fee	
AMC	1.50%	AMC	NIL
		Hurdle	10.00%
		Profit Sharing	15% Profit Sharing Over 10% Hurdle rate



BENCHMARK
S&P BSE 200 Index



INCEPTION
7 May, 2025



INVESTMENT
ValueQuest India Inflexion
Fund



AUM (₹ CR)
NA



FACTSHEET DATE
28 February 2026

	Investment Approach	Benchmark	Portfolio Characteristics	
1 Month	4.22%	0.38%	Average Market Cap	78908.51 CR
3 Month	-6.63%	-2.95%	Portfolio Age	9 Months
6 Month	-3.78%	3.96%		
1 Year	N/A	16.01%		
3 Year	N/A	16.03%		
5 Year	N/A	13.06%		
Since Inception	14.32%	5.69%		

Composition



14.14%
Large Cap



11.69%
Mid Cap



72.54%
Small Cap



1.63%
Cash Equivalent

Fund Manager



Sameer Shah

Fee Structure

Exit Load	
1st Year	1.00%
2nd Year	1.00%
3rd Year	Nil

BENCHMARK
S&P BSE 400 MIDSMALLCAP
INDEX

INCEPTION
3 October, 2021

INVESTMENT
Alchemy Emerging
Leaders of Tomorrow
Series 2

AUM (₹ CR)
295.54

FACTSHEET DATE
28 February 2026

	Investment Approach	Benchmark	Portfolio Characteristics	
1 Month	4.08%	1.14%	Total Number of Stocks	31
3 Month	-2.77%	-4.12%	Average Market Cap	48401.29 CR
6 Month	4.55%	0.38%	Portfolio Age	4 Years 4 Months
1 Year	25.85%	17.45%	Sharpe Ratio 1 Yr	1.13
3 Year	N/A	21.50%	Sharpe Ratio 3 Yr	-0.26
Since Inception	22.84%	22.18%		

Composition



Fund Manager



Mr. Hiren Ved



Mythili Balakrishnan

Fee Structure

Fixed Fee		Variable Fee		Exit Load	
AMC	No option	AMC	No option	1st Year	0.00%
		Hurdle	No option	2nd Year	0.00%
				3rd Year	0.00%

BENCHMARK
S&P BSE 500 Total Return
Index

INCEPTION
17 June, 2025

INVESTMENT
Astratinvest Quant Long
Short Fund

AUM (₹ CR)
NA

FACTSHEET DATE
28 February 2026

	Investment Approach	Benchmark	Portfolio Characteristics	
1 Month	4.05%	0.45%	Portfolio Age	8 Months
3 Month	1.21%	-3.13%		
6 Month	2.68%	3.24%		
1 Year	N/A	17.30%		
3 Year	N/A	17.66%		
Since Inception	0.61%	0.18%		

Fund Manager



Akash Gupta



Shivam Agrawal

Fee Structure

Fixed Fee		Variable Fee		Exit Load	
AMC	2.00%	AMC	No option	1st Year	2.00%
		Hurdle	10%	2nd Year	1.00%
				3rd Year	0.00%



BENCHMARK
S&P BSE Small Cap Index



INCEPTION
13 December, 2024



INVESTMENT
Enigma Small
Opportunities Fund



AUM (₹ CR)
227.79




FACTSHEET DATE
28 February 2026

	Investment Approach	Benchmark	Portfolio Characteristics	
1 Month	4.01%	0.46%	Total Number of Stocks	19
3 Month	-8.30%	-6.82%	Average Market Cap	3200 CR
6 Month	-8.92%	-5.72%	Portfolio Age	1 Year 2 Months
1 Year	5.50%	12.58%	Sharpe Ratio 1 Yr	0.08
Since Inception	1.10%	-12.62%		

Composition



93.22%
Small Cap



6.78%
Cash Equivalent

Fund Manager



Viraj Mehta

Fee Structure

Exit Load	
1st Year	2.00%
2nd Year	2.00%
3rd Year	2.00%



BENCHMARK
NIFTY 500 Index



INCEPTION
23 October, 2020



INVESTMENT
MNCL Capital
Compounder Fund



AUM (₹ CR)
95.40



FACTSHEET DATE
31 May 2023

	Investment Approach	Benchmark	Portfolio Characteristics	
1 Month	3.98%	4.59%	Portfolio Age	2 Years 7 Months
3 Month	8.70%	5.65%	Sharpe Ratio 1 Yr	0.92
6 Month	10.16%	0.25%	Beta 1 Yr	0.93
1 Year	22.49%	12.84%	P/B Ratio	0.00
Since Inception	23.46%	20.98%	P/E Ratio	0.00

Fund Manager
Abhisar Jain

Fee Structure



BENCHMARK
S&P BSE 200 Index



INCEPTION
18 March, 2023



INVESTMENT
ICICI prudential Equity opportunities fund



AUM (₹ CR)
1646.18



FACTSHEET DATE
28 February 2026

	Investment Approach	Benchmark	Portfolio Characteristics	
1 Month	3.88%	0.38%	Total Number of Stocks	33
3 Month	3.52%	-2.95%	Average Market Cap	404755.06 CR
6 Month	9.36%	3.96%	Portfolio Age	2 Years 11 Months
1 Year	29.39%	16.01%	Sharpe Ratio 1 Yr	1.69
3 Year	N/A	16.03%	Sharpe Ratio 3 Yr	1.69
5 Year	N/A	13.06%	P/B Ratio	3.12
Since Inception	24.96%	16.55%	P/E Ratio	24.59

Composition



68.33%
Large Cap



14.40%
Mid Cap



15.90%
Small Cap



1.37%
Cash Equivalent

Fund Manager



Chockalingam Narayanan

Anand Shah

Fee Structure

Exit Load	
1st Year	0.00%
2nd Year	0.00%
3rd Year	0.00%



BENCHMARK
S&P BSE 500 Total Return
Index



INCEPTION
24 November, 2022



INVESTMENT
White Oak India Equity
Fund VI (WOIEF VI)



AUM (₹ CR)
629.37



FACTSHEET DATE
31 October 2025

	Investment Approach	Benchmark	Portfolio Characteristics	
1 Month	3.80%	4.57%	Total Number of Stocks	133
3 Month	3.30%	3.39%	Average Market Cap	339038.17 CR
6 Month	8.60%	4.61%	Portfolio Age	2 Years 11 Months
1 Year	4.30%	5.73%	Sharpe Ratio 1 Yr	-0.02
3 Year	N/A	11.38%	Beta 1 Yr	1.03
5 Year	N/A	16.20%	Downcapture Ratio 1 Yr	110.31
Since Inception	15.80%	15.91%	Upcapture ratio 1 Yr	104.33

Composition



50.37%
Large Cap



8.15%
Mid Cap



38.01%
Small Cap



3.49%
Cash Equivalent

Fund Manager



White Oak Capital Management Consultants LLP

Fee Structure

Exit Load	
1st Year	Nil
2nd Year	Nil
3rd Year	Nil



BENCHMARK
S&P BSE 500 Total Return
Index



INCEPTION
18 February, 2022



INVESTMENT
White Oak India Equity
Fund V (WOIEF V)



AUM (₹ CR)
1163.74



FACTSHEET DATE
31 October 2025

	Investment Approach	Benchmark	Portfolio Characteristics	
1 Month	3.70%	4.30%	Total Number of Stocks	98
3 Month	3.40%	3.70%	Average Market Cap	534177.92 CR
6 Month	9.80%	8.30%	Portfolio Age	3 Years 8 Months
1 Year	3.00%	5.30%	Sharpe Ratio 1 Yr	-0.10
3 Year	13.80%	16.20%	Sharpe Ratio 3 Yr	0.63
5 Year	N/A	21.10%	Beta 1 Yr	1.01
Since Inception	11.70%	14.80%	Beta 3 Yr	0.90
			Downcapture Ratio 1 Yr	111.63
			Downcapture Ratio 3 Yr	91.51
			Upcapture ratio 1 Yr	99.73
			Upcapture ratio 3 Yr	88.88

Composition



61.18%
Large Cap



6.11%
Mid Cap



21.36%
Small Cap



11.40%
Cash Equivalent

Fund Manager



White Oak Capital Management Consultants LLP

Fee Structure

Exit Load	
1st Year	Nil
2nd Year	Nil
3rd Year	Nil



BENCHMARK
NIFTY 50 Total Return Index



INCEPTION
10 November, 2015



INVESTMENT
Samvitti Capital Alpha Fund



AUM (₹ CR)
NA

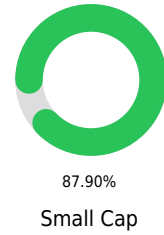
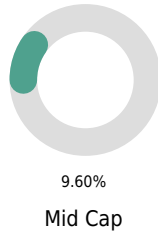
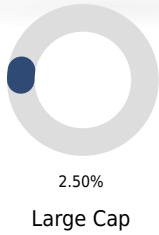


FACTSHEET DATE
28 February 2026

	Investment Approach	Benchmark
1 Month	3.61%	-0.51%
3 Month	-6.53%	-3.80%
6 Month	-5.17%	3.36%
1 Year	10.87%	15.07%
3 Year	20.41%	14.64%
5 Year	11.47%	12.94%
Since Inception	10.79%	12.97%

Portfolio Characteristics	
Total Number of Stocks	70
Average Market Cap	18829 CR
Portfolio Age	10 Years 3 Months
Sharpe Ratio 1 Yr	0.34
Sharpe Ratio 3 Yr	0.70
Beta 1 Yr	1.56
Beta 3 Yr	1.37
Downcapture Ratio 1 Yr	179.28
Downcapture Ratio 3 Yr	155.95
Upcapture ratio 1 Yr	117.62
Upcapture ratio 3 Yr	151.67
P/B Ratio	9.10
P/E Ratio	53.20

Composition



Fund Manager



Prabhakar Kudva

Fee Structure

Fixed Fee		Variable Fee		Exit Load	
AMC	2.00%	AMC	No Option	1st Year	2.00%
		Hurdle	10.00%	2nd Year	0.00%
		Profit Sharing	20% Performance above Hurdle 10%	3rd Year	0.00%

BENCHMARK
S&P BSE 500 Total Return
Index

INCEPTION
5 February, 2025

INVESTMENT
White Oak Capital Equity
Fund

AUM (₹ CR)
114.29

FACTSHEET DATE
31 October 2025

	Investment Approach	Benchmark	Portfolio Characteristics	
1 Month	3.60%	4.57%	Total Number of Stocks	76
3 Month	1.50%	3.39%	Average Market Cap	128559.36 CR
6 Month	9.90%	4.61%	Portfolio Age	8 Months
1 Year	N/A	5.73%	P/B Ratio	4.50
3 Year	N/A	11.38%	P/E Ratio	36.77
5 Year	N/A	16.20%		
Since Inception	9.57%	9.67%		

Composition



Fund Manager



White Oak Capital Management Consultants LLP

Fee Structure

Exit Load	
1st Year	Nil
2nd Year	Nil
3rd Year	Nil



BENCHMARK
S&P BSE 500 Index



INCEPTION
7 March, 2019



INVESTMENT
White Oak - India Equity
Fund II



AUM (₹ CR)
613.72



FACTSHEET DATE
31 October 2025

	Investment Approach	Benchmark	Portfolio Characteristics	
1 Month	3.50%	4.30%	Total Number of Stocks	147
3 Month	3.10%	3.70%	Average Market Cap	286309.57 CR
6 Month	10.90%	8.30%	Portfolio Age	6 Years 7 Months
1 Year	2.10%	5.30%	Sharpe Ratio 1 Yr	0.09
3 Year	13.50%	16.20%	Sharpe Ratio 3 Yr	0.55
5 Year	17.70%	21.10%	Beta 1 Yr	1.09
Since Inception	17.50%	16.50%	Beta 3 Yr	0.89
			Downcapture Ratio 1 Yr	112.16
			Downcapture Ratio 3 Yr	90.81
			Upcapture ratio 1 Yr	113.18
			Upcapture ratio 3 Yr	88.39

Composition



45.55%
Large Cap



7.63%
Mid Cap



42.67%
Small Cap



4.20%
Cash Equivalent

Fund Manager



White Oak Capital Management Consultants LLP

Fee Structure

Fixed Fee		Variable Fee		Exit Load	
AMC	2.00%	AMC	No Option	1st Year	0.00%
		Hurdle	No Option	2nd Year	0.00%
		Profit Sharing	No Option	3rd Year	0.00%

BENCHMARK
S&P BSE 500 Total Return
Index

INCEPTION
1 July, 2025

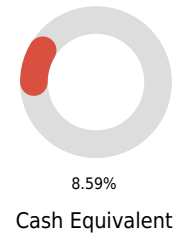
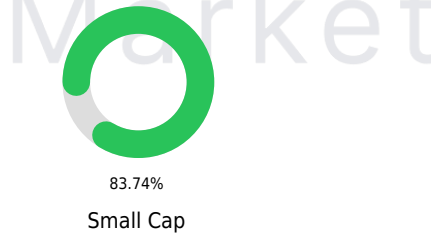
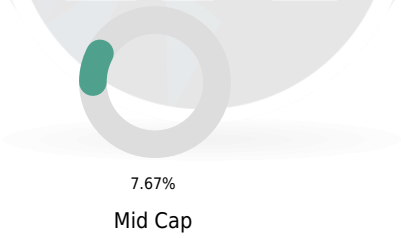
INVESTMENT
VQ FasterCAP Fund II

AUM (₹ CR)
18723.60

FACTSHEET DATE
28 February 2026

	Investment Approach	Benchmark	Portfolio Characteristics	
1 Month	3.50%	0.45%	Average Market Cap	23793.51 CR
3 Month	-4.88%	-3.13%	Portfolio Age	7 Months
6 Month	-5.84%	3.24%		
1 Year	N/A	17.30%		
3 Year	N/A	17.66%		
Since Inception	-6.84%	-1.32%		

Composition



Fund Manager
Ravi Dharamshi

Fee Structure

Fixed Fee		Variable Fee		Exit Load	
AMC	No option	AMC	No option	1st Year	1%
		Hurdle	No option	2nd Year	1%
				3rd Year	Nil

BENCHMARK
S&P BSE 400 MIDSMLLAP
INDEX

INCEPTION
3 October, 2022

INVESTMENT
Alchemy Emerging
Leaders of Tomorrow

AUM (₹ CR)
1267.85

FACTSHEET DATE
28 February 2026

	Investment Approach	Benchmark	Portfolio Characteristics	
1 Month	3.43%	1.14%	Total Number of Stocks	31
3 Month	-4.06%	-4.12%	Average Market Cap	43264.03 CR
6 Month	0.30%	0.38%	Portfolio Age	3 Years 4 Months
1 Year	25.66%	17.45%	Sharpe Ratio 1 Yr	1.01
3 Year	21.97%	21.50%	Sharpe Ratio 3 Yr	-0.27
Since Inception	17.72%	18.06%		

Composition



Fund Manager



Mythili Balakrishnan



Mr. Hiren Ved

Fee Structure

Fixed Fee		Variable Fee		Exit Load	
AMC	No option	AMC	No option	1st Year	0.00%
		Hurdle	No option	2nd Year	0.00%
				3rd Year	0.00%



BENCHMARK
Nifty Smallcap50



INCEPTION
3 December, 2024



INVESTMENT
NEXUS EQUITY GROWTH
FUND SCH 1



AUM (₹ CR)
NA



FACTSHEET DATE
28 February 2026

	Investment Approach	Benchmark	Portfolio Characteristics	
1 Month	3.39%	0.74%	Total Number of Stocks	48
3 Month	-1.28%	-5.09%	Average Market Cap	6393.68 CR
6 Month	4.16%	-3.79%	Portfolio Age	1 Year 2 Months
1 Year	23.59%	14.71%	Sharpe Ratio 1 Yr	1.63
Since Inception	24.83%	-9.65%	Beta 1 Yr	0.41
			Downcapture Ratio 1 Yr	31.14
			Upcapture ratio 1 Yr	79.30
			P/B Ratio	2.84
			P/E Ratio	28.61

Composition



1.33%
Large Cap



0.60%
Mid Cap



51.41%
Small Cap



2.25%
Cash Equivalent

Fund Manager



Kushal Shah



Manthan Jhaveri

Fee Structure

Exit Load	
1st Year	NO OPTION
2nd Year	NO OPTION
3rd Year	NO OPTION


BENCHMARK
NIFTY 50 Index


INCEPTION
2 June, 2025


INVESTMENT
Samarth Emerging Fund


AUM (₹ CR)
100.00


FACTSHEET DATE
28 February 2026

	Investment Approach	Benchmark	Portfolio Characteristics	
1 Month	3.32%	-0.56%	Portfolio Age	8 Months
3 Month	-4.16%	-3.91%		
6 Month	9.78%	3.08%		
1 Year	N/A	13.80%		
3 Year	N/A	13.31%		
5 Year	N/A	11.63%		
Since Inception	2.89%	N/A		

Fund Manager
Shivaji Vitthalrao

Fee Structure

Exit Load	
1st Year	LOCKIN
2nd Year	2.00%
3rd Year	1.00%


BENCHMARK
NIFTY 50 Index


INCEPTION
5 December, 2019


INVESTMENT
D&B - India
Opportunities Multicap
Fund


AUM (₹ CR)
120.33


FACTSHEET DATE
28 February 2026

	Investment Approach	Benchmark	Portfolio Characteristics	
1 Month	3.24%	-0.56%	Portfolio Age	6 Years 2 Months
3 Month	-3.64%	-3.91%	Sharpe Ratio 1 Yr	0.61
6 Month	-4.03%	3.08%	Sharpe Ratio 3 Yr	0.84
1 Year	12.71%	13.80%	Beta 1 Yr	0.81
3 Year	19.60%	13.31%	Beta 3 Yr	0.93
5 Year	12.00%	11.63%	Downcapture Ratio 1 Yr	86.44
Since Inception	13.09%	12.60%	Downcapture Ratio 3 Yr	98.06
			Upcapture ratio 1 Yr	86.95
			Upcapture ratio 3 Yr	115.59

Composition




36.45%
Large Cap



23.15%
Mid Cap



34.21%
Small Cap



6.19%
Cash Equivalent

Fund Manager



Milind Karmarkar



Nawaz Sarfaraz

Fee Structure

Fixed Fee		Variable Fee		Exit Load	
AMC	No Option	AMC	No Option	1st Year	No Option
		Hurdle	No Option	2nd Year	No Option
		Profit Sharing	No Option	3rd Year	No Option



BENCHMARK
NIFTY 500 Index



INCEPTION
11 April, 2025



INVESTMENT
Brighter Mind Inevitable
Fortune Fund



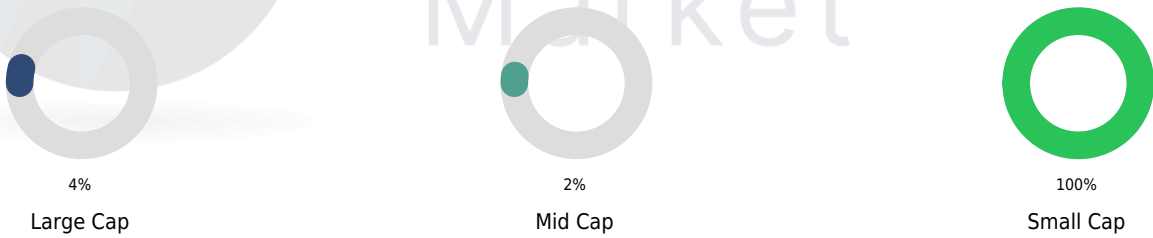
AUM (₹ CR)
37.50



FACTSHEET DATE
28 February 2026

	Investment Approach	Benchmark	Portfolio Characteristics	
1 Month	2.99%	0.40%	Total Number of Stocks	30
3 Month	-13.27%	-3.20%	Average Market Cap	4450.87 CR
6 Month	-15.36%	3.10%	Portfolio Age	10 Months
1 Year	N/A	16.50%	P/B Ratio	5.20
3 Year	N/A	16.85%	P/E Ratio	44.00
5 Year	N/A	13.72%		
Since Inception	-6.15%	13.80%		

Composition



Fund Manager



Manoj Mahadeorao Bandre

Fee Structure

Exit Load	
1st Year	3.00%
2nd Year	2.00%
3rd Year	1.00%


BENCHMARK
S&P BSE 200 Index


INCEPTION
12 October, 2021

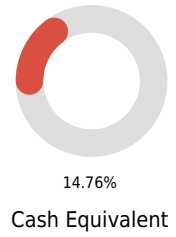
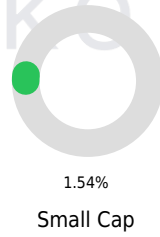
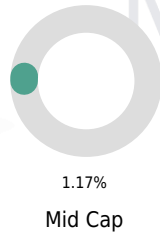
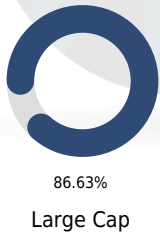

INVESTMENT
KLAY GROWTH FUND


AUM (₹ CR)
31.92


FACTSHEET DATE
28 February 2026

	Investment Approach	Benchmark	Portfolio Characteristics	
1 Month	2.98%	0.38%	Total Number of Stocks	19
3 Month	-1.07%	-2.95%	Average Market Cap	531314.42 CR
6 Month	6.95%	3.96%	Portfolio Age	4 Years 4 Months
1 Year	17.37%	16.01%	Sharpe Ratio 1 Yr	-0.27
3 Year	15.39%	16.03%	Sharpe Ratio 3 Yr	-0.27
5 Year	N/A	13.06%	P/B Ratio	4.47
Since Inception	7.04%	9.28%	P/E Ratio	33.02

Composition



Fund Manager



RAVI MALANI

Fee Structure

Exit Load	
1st Year	NO OPTION
2nd Year	NO OPTION
3rd Year	NO OPTION



BENCHMARK
NIFTY MIDSML 400



INCEPTION
26 August, 2022



INVESTMENT
ICICI Prudential
Emerging Leaders Fund



AUM (₹ CR)
561.46



FACTSHEET DATE
28 February 2026

	Investment Approach	Benchmark	Portfolio Characteristics	
1 Month	2.96%	1.35%	Total Number of Stocks	35
3 Month	2.30%	-3.35%	Average Market Cap	45347.88 CR
6 Month	4.94%	2.05%	Portfolio Age	3 Years 6 Months
1 Year	24.68%	20.13%	Sharpe Ratio 1 Yr	1.74
3 Year	26.10%	23.11%	Sharpe Ratio 3 Yr	1.26
Since Inception	22.26%	18.60%	Beta 1 Yr	0.63
			Downcapture Ratio 1 Yr	-142.86
			Upcapture ratio 1 Yr	22.35
			P/B Ratio	3.32
			P/E Ratio	27.87

Composition



6.81%
Large Cap



53.31%
Mid Cap



44%
Small Cap



2.70%
Cash Equivalent

Fund Manager



Anand Shah



Chockalingam Narayanan



Geetika Gupta

Fee Structure

Fixed Fee		Variable Fee		Exit Load	
AMC	No Option	AMC	No Option	1st Year	0.00%
		Hurdle	No Option	2nd Year	0.00%
		Profit Sharing	No Option	3rd Year	0.00%



BENCHMARK
S&P BSE 200 Index



INCEPTION
7 November, 2023



INVESTMENT
Abakkus Diversified Alpha
Fund - 2



AUM (₹ CR)
2283.25



FACTSHEET DATE
28 February 2026

	Investment Approach	Benchmark	Portfolio Characteristics	
1 Month	2.81%	0.38%	Total Number of Stocks	34
3 Month	1.56%	-2.95%	Average Market Cap	259857.87 CR
6 Month	10.75%	3.96%	Portfolio Age	2 Years 3 Months
1 Year	26.39%	16.01%	Sharpe Ratio 1 Yr	0.66
3 Year	N/A	16.03%		
5 Year	N/A	13.06%		
Since Inception	17.27%	13.72%		

Composition



46.31%
Large Cap



18.95%
Mid Cap



31.87%
Small Cap



2.87%
Cash Equivalent

Fund Manager



Sunil Singhania

Aman Chowhan



Hitesh Arora

Fee Structure

Exit Load	
1st Year	No Option
2nd Year	No Option
3rd Year	No Option


BENCHMARK
S&P BSE 500 Index


INCEPTION
24 September, 2017


INVESTMENT
Ampersand Growth
Opportunities Fund
Scheme - 1


AUM (₹ CR)
867.50


FACTSHEET DATE
28 February 2026

	Investment Approach	Benchmark	Portfolio Characteristics	
1 Month	2.80%	0.45%	Portfolio Age	8 Years 5 Months
3 Month	-5.50%	-3.13%	Sharpe Ratio 1 Yr	0.55
6 Month	-4.30%	3.24%	Sharpe Ratio 3 Yr	1.05
1 Year	13.20%	17.30%	Beta 1 Yr	1.18
3 Year	25.90%	17.67%	Beta 3 Yr	1.20
5 Year	22.80%	13.40%	Downcapture Ratio 1 Yr	159.58
Since Inception	18.90%	12.10%	Downcapture Ratio 3 Yr	114.96
			Upcapture ratio 1 Yr	106.31
			Upcapture ratio 3 Yr	134.17

Composition



44.20%
Large Cap



21.80%
Mid Cap



24.10%
Small Cap



9.90%
Cash Equivalent

Fund Manager

Arun Subrahmanyam



Sanjaya Satapathy

Fee Structure

Fixed Fee		Variable Fee		Exit Load	
AMC	No Option	AMC	No Option	1st Year	No Option
		Hurdle	No Option	2nd Year	No Option
		Profit Sharing	No Option	3rd Year	No Option



BENCHMARK
NIFTY Mid Small Cap 400



INCEPTION
22 March, 2022



INVESTMENT
Karma Capital India Fund
- Series 1



AUM (₹ CR)
NA



FACTSHEET DATE
31 August 2024

	Investment Approach	Benchmark	Portfolio Characteristics	
1 Month	2.77%	0.73%	Total Number of Stocks	26
3 Month	14.40%	14.82%	Average Market Cap	109536.22 CR
6 Month	17.70%	22.81%	Portfolio Age	2 Years 5 Months
1 Year	33.50%	51.19%	Sharpe Ratio 1 Yr	2.23
Since Inception	20.42%	33.77%	Beta 1 Yr	0.49
			P/B Ratio	6.56
			P/E Ratio	42.58

Composition



Fund Manager

Darshan Engineer

Fee Structure

Fixed Fee		Variable Fee		Exit Load	
AMC	NA	AMC	NA	2nd Year	4%
		Hurdle	NA	3rd Year	3%
		Profit Sharing	NA		

BENCHMARK
S&P BSE 500 Total Return
Index

INCEPTION
5 February, 2025

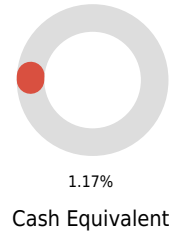
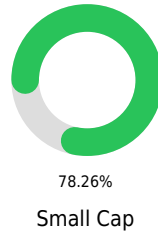
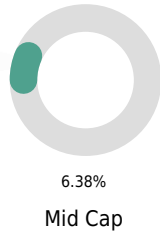
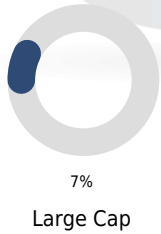
INVESTMENT
White Oak Capital Equity
Fund

AUM (₹ CR)
203.37

FACTSHEET DATE
28 February 2026

	Investment Approach	Benchmark	Portfolio Characteristics	
1 Month	2.72%	0.45%	Total Number of Stocks	90
3 Month	-4.08%	-3.13%	Average Market Cap	77161.84 CR
6 Month	-2.02%	3.24%	Portfolio Age	1 Year
1 Year	16.44%	17.30%	Sharpe Ratio 1 Yr	0.81
3 Year	N/A	17.66%	Beta 1 Yr	1.13
Since Inception	3.57%	7.26%	Downcapture Ratio 1 Yr	125.34
			Upcapture ratio 1 Yr	106.11
			P/B Ratio	3.98
			P/E Ratio	32.62

Composition



Fund Manager



White Oak Capital Management Consultants LLP

Fee Structure

Exit Load	
1st Year	Nil
2nd Year	Nil
3rd Year	Nil



BENCHMARK
S&P BSE 200 Index



INCEPTION
10 May, 2022



INVESTMENT
Quest Smart Alpha
Sector Rotation



AUM (₹ CR)
NA



FACTSHEET DATE
31 October 2025

	Investment Approach	Benchmark	Portfolio Characteristics	
1 Month	2.66%	4.40%	Portfolio Age	3 Years 5 Months
3 Month	0.14%	3.76%	Sharpe Ratio 1 Yr	-0.27
6 Month	10.84%	6.51%	Sharpe Ratio 3 Yr	0.70
1 Year	-2.27%	4.95%		
3 Year	16.80%	14.11%		
5 Year	N/A	18.90%		
Since Inception	16.83%	16.37%		

Fund Manager



Aniruddha Sarkar

Fee Structure

Fixed Fee		Variable Fee		Exit Load	
AMC	No Option	AMC	No Option	1st Year	0.00%
		Hurdle	No Option	2nd Year	0.00%
		Profit Sharing	No Option	3rd Year	0.00%



BENCHMARK
S&P BSE 200 Index



INCEPTION
17 November, 2023



INVESTMENT
ICICI Prudential Alpha
Opportunities Fund AIF



AUM (₹ CR)
1293.86



FACTSHEET DATE
28 February 2026

	Investment Approach	Benchmark	Portfolio Characteristics	
1 Month	2.61%	0.38%	Total Number of Stocks	34
3 Month	1.33%	-2.95%	Average Market Cap	399746.25 CR
6 Month	7.94%	3.96%	Portfolio Age	2 Years 3 Months
1 Year	26.23%	16.01%	Sharpe Ratio 1 Yr	1.87
3 Year	N/A	16.03%	Beta 1 Yr	0.88
5 Year	N/A	13.06%	Downcapture Ratio 1 Yr	46.82
Since Inception	20.47%	12.83%	Upcapture ratio 1 Yr	113.61

Composition



68.46%
Large Cap



13.63%
Mid Cap



13.19%
Small Cap



4.72%
Cash Equivalent

Fund Manager



Anand Shah



Chockalingam Narayanan



Geetika Gupta

**Sandip
Santdasani**

Fee Structure

Fixed Fee		Variable Fee		Exit Load	
AMC	2.25%	AMC	1.50%	1st Year	2.00%
		Hurdle	No option	2nd Year	0.00%
				3rd Year	0.00%



BENCHMARK
S&P BSE 200 Index



INCEPTION
23 February, 2022



INVESTMENT
NIEO 7 (Reimagine India Opportunity)



AUM (₹ CR)
NA



FACTSHEET DATE
28 February 2026

	Investment Approach	Benchmark	Portfolio Characteristics	
1 Month	2.60%	0.38%	Total Number of Stocks	42
3 Month	0.20%	-2.95%	Average Market Cap	267963.15 CR
6 Month	2.90%	3.96%	Portfolio Age	4 Years
1 Year	17.70%	16.01%	Sharpe Ratio 1 Yr	1.15
3 Year	21.90%	16.03%	Beta 1 Yr	0.93
5 Year	N/A	13.06%	Downcapture Ratio 1 Yr	88.27
Since Inception	16.60%	12.40%	Upcapture ratio 1 Yr	74.83
			P/B Ratio	4.10
			P/E Ratio	35.41

Composition



54.05%
Large Cap



11.53%
Mid Cap



27.20%
Small Cap



7.22%
Cash Equivalent

Fund Manager
RAHUL VEERA

Fee Structure

Fixed Fee		Variable Fee		Exit Load	
AMC	NO OPTION	AMC	NO OPTION	1st Year	NO OPTION
		Hurdle	NO OPTION	2nd Year	NO OPTION
		Profit Sharing	No option	3rd Year	No Option

BENCHMARK
S&P BSE 500 Index

INCEPTION
5 December, 2018

INVESTMENT
Accuracap - Vectra Fund

AUM (₹ CR)
NA

FACTSHEET DATE
28 February 2026

	Investment Approach	Benchmark	Portfolio Characteristics	
1 Month	2.60%	0.45%	Portfolio Age	7 Years 2 Months
3 Month	-1.70%	-3.13%	Sharpe Ratio 1 Yr	0.53
6 Month	-1.00%	3.24%	Sharpe Ratio 3 Yr	-0.16
1 Year	12.00%	17.30%	Beta 1 Yr	0.90
3 Year	N/A	17.67%	Beta 3 Yr	-0.16
5 Year	N/A	13.40%	Downcapture Ratio 1 Yr	94.53
Since Inception	12.00%	15.20%	Downcapture Ratio 3 Yr	25.59
			Upcapture ratio 1 Yr	79.56
			Upcapture ratio 3 Yr	10.07

Composition



Fund Manager



Raman Nagpal

Naresh Gupta

Fee Structure

Fixed Fee		Variable Fee		Exit Load	
AMC	NO OPTION	AMC	NO OPTION	1st Year	NO OPTION
		Hurdle	NO OPTION	2nd Year	NO OPTION
		Profit Sharing	NO OPTION	3rd Year	NO OPTION



BENCHMARK
S&P BSE 500 Index



INCEPTION
19 November, 2022



INVESTMENT
Buoyant Opportunities
Strategy I



AUM (₹ CR)
2225.91



FACTSHEET DATE
28 February 2026

	Investment Approach	Benchmark	Portfolio Characteristics	
1 Month	2.59%	0.45%	Total Number of Stocks	37
3 Month	2.01%	-3.13%	Average Market Cap	1176397.5 CR
6 Month	9.98%	3.24%	Portfolio Age	3 Years 3 Months
1 Year	30.96%	17.30%	Sharpe Ratio 1 Yr	2.28
3 Year	24.01%	17.67%	Sharpe Ratio 3 Yr	1.41
5 Year	N/A	13.40%	Beta 1 Yr	0.84
Since Inception	21.50%	13.64%	Beta 3 Yr	0.86
			Downcapture Ratio 1 Yr	27.74
			Downcapture Ratio 3 Yr	63.03
			Upcapture ratio 1 Yr	121.37
			Upcapture ratio 3 Yr	105.50

Composition



49.72%
Large Cap



21.05%
Mid Cap



22.28%
Small Cap



7.04%
Cash Equivalent

Fund Manager



Jigar Mistry

Fee Structure

Fixed Fee		Variable Fee		Exit Load	
AMC	2.00%	AMC	No Option	1st Year	0.00%
		Hurdle	7.00%	2nd Year	0.00%
		Profit Sharing	20% Profit sharing above 7% hurdle	3rd Year	0.00%



BENCHMARK
S&P BSE 500 Index



INCEPTION
21 September, 2018



INVESTMENT
360 One - Multi Strategy
Fund



AUM (₹ CR)
81.87



FACTSHEET DATE
28 February 2026

	Investment Approach	Benchmark	Portfolio Characteristics	
1 Month	2.31%	0.45%	Total Number of Stocks	35
3 Month	-4.99%	-3.13%	Average Market Cap	251719.63 CR
6 Month	-5.52%	3.24%	Portfolio Age	7 Years 5 Months
1 Year	6.19%	17.30%	Sharpe Ratio 1 Yr	0.12
3 Year	8.40%	17.67%	Sharpe Ratio 3 Yr	0.28
5 Year	7.84%	13.40%	Beta 1 Yr	1.11
Since Inception	9.62%	12.67%	Beta 3 Yr	1.00
			Downcapture Ratio 1 Yr	146.77
			Downcapture Ratio 3 Yr	121.99
			Upcapture ratio 1 Yr	75.74
			Upcapture ratio 3 Yr	78.74
			P/B Ratio	3.90
			P/E Ratio	36.82

Composition



50.74%
Large Cap



8.09%
Mid Cap



39.29%
Small Cap



1.88%
Cash Equivalent

Fund Manager



Mitul Patel

Fee Structure

Fixed Fee		Variable Fee		Exit Load	
AMC	NO OPTION	AMC	NO OPTION	1st Year	NO OPTION
		Hurdle	NO OPTION	2nd Year	NO OPTION
		Profit Sharing	NO OPTION	3rd Year	NO OPTION



BENCHMARK
NIFTY 500 Total Return Index



INCEPTION
14 February, 2022



INVESTMENT
Motilal Oswal Hedged
Equity Multifactor
Strategy



AUM (₹ CR)
NA



FACTSHEET DATE
28 February 2026

	Investment Approach	Benchmark	Portfolio Characteristics	
1 Month	2.18%	0.45%	Total Number of Stocks	35
3 Month	-0.59%	-3.09%	Portfolio Age	4 Years
6 Month	3.92%	3.41%	Sharpe Ratio 1 Yr	0.66
1 Year	11.51%	17.62%	Sharpe Ratio 3 Yr	0.82
3 Year	19.33%	17.96%	Beta 1 Yr	0.76
5 Year	N/A	14.87%	Beta 3 Yr	1.08
Since Inception	11.63%	12.66%	Downcapture Ratio 1 Yr	93.92
			Downcapture Ratio 3 Yr	102.81
			Upcapture ratio 1 Yr	75.54
			Upcapture ratio 3 Yr	107.30

Composition



56.96%
Large Cap



30.90%
Mid Cap



12.14%
Small Cap

Fund Manager



Bijon Pani

Fee Structure

Fixed Fee		Variable Fee		Exit Load	
AMC	No Option	AMC	No Option	1st Year	3.00%
		Hurdle	No Option	2nd Year	2.00%
		Profit Sharing	No Option	3rd Year	1.00%


BENCHMARK
NIFTY 50 Index


INCEPTION
26 June, 2024


INVESTMENT
SENORA STAG SERIES 1


AUM (₹ CR)
NA


FACTSHEET DATE
28 February 2026

	Investment Approach	Benchmark	Portfolio Characteristics	
1 Month	2.04%	-0.56%	Total Number of Stocks	16
3 Month	-2.52%	-3.91%	Average Market Cap	567514 CR
6 Month	5.25%	3.08%	Portfolio Age	1 Year 8 Months
1 Year	22.12%	13.80%	Sharpe Ratio 1 Yr	1.48
3 Year	N/A	13.31%	Beta 1 Yr	0.75
5 Year	N/A	11.63%	Downcapture Ratio 1 Yr	28.94
Since Inception	5.48%	2.59%	Upcapture ratio 1 Yr	88.91
			P/B Ratio	6.12
			P/E Ratio	40.15

Composition



100%

Large Cap

Fund Manager



Mridul Jalan

Fee Structure

Fixed Fee		Variable Fee		Exit Load	
AMC	No Option	AMC	No Option	2nd Year	0.60%
		Hurdle	NIFTY	3rd Year	0.30%
		Profit Sharing	20% on Outperformance / NIFTY		



BENCHMARK
S&P BSE 500 Index



INCEPTION
14 February, 2022



INVESTMENT
Alchemy leaders of
tomorrow-closed ended



AUM (₹ CR)
475.14



FACTSHEET DATE
30 November 2025

	Investment Approach	Benchmark	Portfolio Characteristics	
1 Month	2.02%	0.86%	Total Number of Stocks	21
3 Month	6.46%	6.37%	Average Market Cap	162367.79 CR
6 Month	2.01%	4.80%	Portfolio Age	3 Years 9 Months
1 Year	0.46%	5.07%	Sharpe Ratio 1 Yr	-0.11
3 Year	17.62%	13.88%	Sharpe Ratio 3 Yr	0.67
Since Inception	13.90%	12.92%	Beta 1 Yr	1.50
			Beta 3 Yr	1.18
			Downcapture Ratio 1 Yr	173.47
			Downcapture Ratio 3 Yr	120.26
			Upcapture ratio 1 Yr	134.88
			Upcapture ratio 3 Yr	117.06

Composition



43.13%
Large Cap



38.14%
Mid Cap



8.16%
Small Cap



14.18%
Cash Equivalent

Fund Manager



Himani Shah



Mr. Hiren Ved

Fee Structure

Fixed Fee		Variable Fee		Exit Load	
AMC	No option	AMC	No option	1st Year	0.00%
		Hurdle	No option	2nd Year	0.00%
				3rd Year	0.00%


BENCHMARK
Crisil Equity Savings Index


INCEPTION
12 April, 2019


INVESTMENT
TATA Absolute Return Fund


AUM (₹ CR)
331.24


FACTSHEET DATE
28 February 2026

Investment Approach		Benchmark	Portfolio Characteristics	
1 Month	2.02%	N/A	Portfolio Age	6 Years 10 Months
3 Month	0.90%	N/A	Sharpe Ratio 1 Yr	1.75
6 Month	3.98%	N/A	Sharpe Ratio 3 Yr	1.65
1 Year	11.31%	N/A		
3 Year	9.27%	N/A		
5 Year	9.83%	N/A		
Since Inception	8.50%	N/A		

Fund Manager



Harsh Agarwal

Fee Structure

Fixed Fee		Variable Fee		Exit Load	
AMC	No Option	AMC	No Option	1st Year	No Option
		Hurdle	No Option	2nd Year	No Option
		Profit Sharing	No Option	3rd Year	No Option


BENCHMARK


INCEPTION
8 February, 2024


INVESTMENT
YES Wealth Maximiser AIF


AUM (₹ CR)
NA


FACTSHEET DATE
31 October 2025

Investment Approach		Benchmark	Portfolio Characteristics	
1 Month	2.00%	N/A	Portfolio Age	1 Year 8 Months
3 Month	2.73%	N/A	Sharpe Ratio 1 Yr	0.20
6 Month	8.97%	N/A		
1 Year	6.09%	N/A		
Since Inception	19.37%	N/A		

Composition



Fund Manager



Nitasha Shankar

Fee Structure

Fixed Fee		Variable Fee		Exit Load	
AMC	No Option	AMC	No Option	1st Year	3.00%
		Hurdle	No Option	2nd Year	2.00%
		Profit Sharing	No Option	3rd Year	1.00%



BENCHMARK
S&P BSE 200 Index



INCEPTION
31 May, 2019



INVESTMENT
Carnelian Capital
Compounder Fund - 1



AUM (₹ CR)
NA



FACTSHEET DATE
28 February 2026

	Investment Approach	Benchmark	Portfolio Characteristics	
1 Month	1.91%	0.38%	Average Market Cap	148355 CR
3 Month	-4.12%	-2.95%	Portfolio Age	6 Years 9 Months
6 Month	6.53%	3.96%	Sharpe Ratio 1 Yr	1.65
1 Year	36.27%	16.01%	Sharpe Ratio 3 Yr	1.39
3 Year	31.88%	16.03%	Beta 1 Yr	1.15
5 Year	23.09%	13.06%	Beta 3 Yr	1.11
Since Inception	22.19%	13.12%	Downcapture Ratio 1 Yr	88.96
			Downcapture Ratio 3 Yr	90.93
			Upcapture ratio 1 Yr	146.56
			Upcapture ratio 3 Yr	138.55

Composition



34.34%
Large Cap



42.08%
Mid Cap



20.45%
Small Cap



3.13%
Cash Equivalent

Fund Manager



Manoj Bahety

Fee Structure

Fixed Fee		Variable Fee		Exit Load	
AMC	No Option	AMC	No Option	1st Year	No Option
		Hurdle	No Option	2nd Year	No Option
		Profit Sharing	No Option	3rd Year	No Option

BENCHMARK
S&P BSE 200 Total Return
Index

INCEPTION
26 November, 2019

INVESTMENT
360 One - High Conviction
Fund

AUM (₹ CR)
455.12

FACTSHEET DATE
28 February 2026

	Investment Approach	Benchmark	Portfolio Characteristics	
1 Month	1.82%	3.02%	Total Number of Stocks	29
3 Month	-1.81%	-0.58%	Average Market Cap	326193.33 CR
6 Month	-3.40%	4.21%	Portfolio Age	6 Years 3 Months
1 Year	9.62%	15.22%	Sharpe Ratio 1 Yr	0.36
3 Year	19.43%	17.41%	Sharpe Ratio 3 Yr	1.09
5 Year	13.62%	14.70%	Beta 1 Yr	0.85
Since Inception	13.92%	15.12%	Beta 3 Yr	0.80
			Downcapture Ratio 1 Yr	95.34
			Downcapture Ratio 3 Yr	58.42
			Upcapture ratio 1 Yr	70.61
			Upcapture ratio 3 Yr	90.64
			P/B Ratio	4.16
			P/E Ratio	29.00

Composition



64.24%
Large Cap



1.27%
Mid Cap



33.10%
Small Cap



1.39%
Cash Equivalent

Fund Manager



Mehul Jani

Fee Structure

Fixed Fee		Variable Fee		Exit Load	
AMC	No Option	AMC	No Option	1st Year	No Option
		Hurdle	No Option	2nd Year	No Option
		Profit Sharing	No Option	3rd Year	No Option


BENCHMARK
S&P BSE 200 Index


INCEPTION
11 November, 2021


INVESTMENT
Abakkus Growth Fund - 2


AUM (₹ CR)
2600.93


FACTSHEET DATE
28 February 2026

	Investment Approach	Benchmark	Portfolio Characteristics	
1 Month	1.77%	0.38%	Total Number of Stocks	30
3 Month	0.01%	-2.95%	Average Market Cap	302143.28 CR
6 Month	9.07%	3.96%	Portfolio Age	4 Years 3 Months
1 Year	18.02%	16.01%	Sharpe Ratio 1 Yr	0.68
3 Year	19.14%	16.03%	Sharpe Ratio 3 Yr	0.92
5 Year	N/A	13.06%	Beta 1 Yr	0.84
Since Inception	16.05%	9.47%	Beta 3 Yr	1.00
			Downcapture Ratio 1 Yr	103.93
			Downcapture Ratio 3 Yr	100.71
			Upcapture ratio 1 Yr	85.14
			Upcapture ratio 3 Yr	105.58

Composition



48.01%
Large Cap



25.26%
Mid Cap



23.85%
Small Cap



2.88%
Cash Equivalent

Fund Manager



Sunil Singhania

Aman Chowhan



Hitesh Arora

Fee Structure

Exit Load	
1st Year	No Option
2nd Year	No Option
3rd Year	No Option



BENCHMARK
S&P BSE 500 Index



INCEPTION
15 April, 2025



INVESTMENT
Carnelian Bharat
Amritkaal Fund-2



AUM (₹ CR)
NA



FACTSHEET DATE
28 February 2026

	Investment Approach	Benchmark	Portfolio Characteristics	
1 Month	1.73%	0.45%	Average Market Cap	155585 CR
3 Month	-4.69%	-3.13%	Portfolio Age	10 Months
6 Month	-0.38%	3.24%		
1 Year	N/A	17.30%		
3 Year	N/A	17.67%		
5 Year	N/A	13.40%		
Since Inception	15.86%	12.86%		

Composition



35.33%
Large Cap



24.23%
Mid Cap



34.20%
Small Cap



6.24%
Cash Equivalent

Fund Manager



Manoj Bahety

Fee Structure



BENCHMARK
NIFTY 500 Index



INCEPTION
21 November, 2023



INVESTMENT
Emkay Emerging Stars
Fund Series VI



AUM (₹ CR)
NA



FACTSHEET DATE
31 July 2025

Investment Approach		Benchmark	Portfolio Characteristics	
1 Month	1.70%	-3.00%	Average Market Cap	148570 CR
3 Month	10.60%	4.00%	Portfolio Age	1 Year 8 Months
6 Month	6.80%	6.20%	Sharpe Ratio 1 Yr	-0.17
1 Year	-2.20%	-2.60%	Beta 1 Yr	1.32
Since Inception	14.20%	16.70%	Downcapture Ratio 1 Yr	115.70
			Upcapture ratio 1 Yr	124.01

Composition



Fund Manager



Manish Sonthalia

Fee Structure

Fixed Fee		Variable Fee		Exit Load	
AMC	No option	AMC	No option	1st Year	0.00%
		Hurdle	No option	2nd Year	0.00%
				3rd Year	0.00%



BENCHMARK
S&P BSE 500 Index



INCEPTION
5 April, 2024



INVESTMENT
Carnelian Bharat
Amritkaal Fund



AUM (₹ CR)
NA



FACTSHEET DATE
28 February 2026

	Investment Approach	Benchmark	Portfolio Characteristics	
1 Month	1.59%	0.45%	Average Market Cap	163625 CR
3 Month	-4.32%	-3.13%	Portfolio Age	1 Year 10 Months
6 Month	1.53%	3.24%	Sharpe Ratio 1 Yr	1.25
1 Year	24.65%	17.30%	Beta 1 Yr	1.13
3 Year	N/A	17.67%	Downcapture Ratio 1 Yr	108.83
5 Year	N/A	13.40%	Upcapture ratio 1 Yr	127.09
Since Inception	9.20%	5.75%		

Composition



35.95%
Large Cap



31.54%
Mid Cap



29.60%
Small Cap



2.91%
Cash Equivalent

Fund Manager



Manoj Bahety

Fee Structure

Fixed Fee		Variable Fee		Exit Load	
AMC	2.25%	AMC	1.75%	1st Year	2.00%
		Hurdle	8.00%	2nd Year	0.00%
		Profit Sharing	15% profit Sharing above 8% hurdle	3rd Year	0.00%


BENCHMARK
NIFTY 50 Total Return Index

INCEPTION
10 March, 2017

INVESTMENT
Aventus Absolute Return
Fund

AUM (₹ CR)
1028.39

FACTSHEET DATE
31 December 2024

	Investment Approach	Benchmark	Portfolio Characteristics	
1 Month	1.58%	-2.00%	Portfolio Age	7 Years 9 Months
3 Month	1.97%	-8.30%		
6 Month	6.60%	-1.10%		
1 Year	10.61%	10.10%		
3 Year	10.08%	12.20%		
5 Year	N/A	15.50%		
Since Inception	12.02%	14.70%		

Fund Manager
Nandik Mallik

Fee Structure

Fixed Fee		Variable Fee		Exit Load	
AMC	No Option	AMC	No Option	2nd Year	0%
		Hurdle	No Option	3rd Year	0%
		Profit Sharing	No Option		



BENCHMARK
NIFTY 50 Index



INCEPTION
16 March, 2020



INVESTMENT
TATA Equity Plus
Absolute Returns Fund



AUM (₹ CR)
1479.75



FACTSHEET DATE
28 February 2026

	Investment Approach	Benchmark	Portfolio Characteristics	
1 Month	1.57%	-0.56%	Portfolio Age	5 Years 11 Months
3 Month	-0.49%	-3.91%	Sharpe Ratio 1 Yr	1.23
6 Month	2.65%	3.08%	Sharpe Ratio 3 Yr	1.33
1 Year	10.18%	13.80%	Beta 1 Yr	0.25
3 Year	10.19%	13.31%	Beta 3 Yr	0.22
5 Year	12.60%	11.63%	Downcapture Ratio 1 Yr	-7.81
Since Inception	16.22%	17.60%	Downcapture Ratio 3 Yr	4.37
			Upcapture ratio 1 Yr	40.86
			Upcapture ratio 3 Yr	43.30

Fund Manager



Harsh Agarwal

Fee Structure

Fixed Fee		Variable Fee		Exit Load	
AMC	No Option	AMC	No Option	1st Year	No Option
		Hurdle	No Option	2nd Year	No Option
		Profit Sharing	No Option	3rd Year	No Option


BENCHMARK
S&P BSE 200 Index


INCEPTION
12 July, 2018


INVESTMENT
Abakkus Growth Fund - 1


AUM (₹ CR)
2237.92


FACTSHEET DATE
28 February 2026

	Investment Approach	Benchmark	Portfolio Characteristics	
1 Month	1.54%	0.38%	Total Number of Stocks	19
3 Month	-0.29%	-2.95%	Average Market Cap	265931.79 CR
6 Month	5.29%	3.96%	Portfolio Age	7 Years 7 Months
1 Year	25.52%	16.01%	Sharpe Ratio 1 Yr	-0.90
3 Year	21.24%	16.03%	Sharpe Ratio 3 Yr	-0.90
5 Year	17.96%	13.06%		
Since Inception	19.07%	12.35%		

Composition



45.70%
Large Cap



13.31%
Mid Cap



26.23%
Small Cap



14.76%
Cash Equivalent

Fund Manager



Sunil Singhania

Aman Chowhan



Hitesh Arora

Fee Structure

Exit Load	
1st Year	No Option
2nd Year	No Option
3rd Year	No Option


BENCHMARK
NIFTY 50 Hybrid
Composite debt 50:50
Index


INCEPTION
26 April, 2022


INVESTMENT
Pluswealth Assets LLP


AUM (₹ CR)
NA


FACTSHEET DATE
28 February 2026

	Investment Approach	Benchmark	Portfolio Characteristics	
1 Month	1.53%	N/A	Portfolio Age	3 Years 10 Months
3 Month	0.90%	N/A	Sharpe Ratio 1 Yr	3.02
6 Month	4.76%	N/A	Sharpe Ratio 3 Yr	15.79
1 Year	17.26%	N/A	Beta 1 Yr	0.23
3 Year	14.37%	N/A	Downcapture Ratio 1 Yr	-164.18
Since Inception	16.61%	N/A	Upcapture ratio 1 Yr	72.87

Fund Manager



Pluswealth Capital Management LLP

Fee Structure

Exit Load	
1st Year	0.00%
2nd Year	0.00%
3rd Year	0.00%


BENCHMARK
BSE MidSmallCap


INCEPTION
21 August, 2020

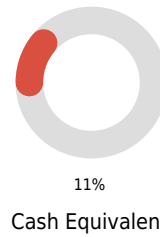
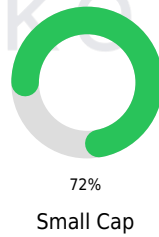
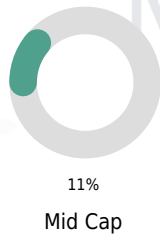
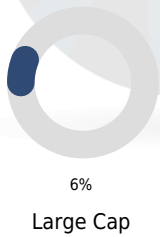

INVESTMENT
First Water Capital Fund


AUM (₹ CR)
NA


FACTSHEET DATE
28 February 2026

	Investment Approach	Benchmark	Portfolio Characteristics	
1 Month	1.39%	0.72%	Total Number of Stocks	23
3 Month	-1.34%	-5.11%	Portfolio Age	5 Years 6 Months
6 Month	-5.48%	-1.90%	Sharpe Ratio 1 Yr	0.29
1 Year	8.28%	15.35%	Sharpe Ratio 3 Yr	1.07
3 Year	26.91%	22.31%	P/B Ratio	1.00
5 Year	23.72%	18.64%	P/E Ratio	12.60
Since Inception	28.49%	23.39%		

Composition



Fund Manager
Ricky Kirpalani

Fee Structure

Fixed Fee		Variable Fee		Exit Load	
AMC	NA	AMC	NA	1st Year	NA
		Hurdle	NA	2nd Year	NA
		Profit Sharing	NA	3rd Year	NA

BENCHMARK
NIFTY 50 Total Return Index

INCEPTION
20 May, 2022

INVESTMENT
SOHUM INDIA
OPPORTUNITIES FUND

AUM (₹ CR)
NA

FACTSHEET DATE
28 February 2026

	Investment Approach	Benchmark	Portfolio Characteristics	
1 Month	1.36%	-0.51%	Total Number of Stocks	31
3 Month	-1.27%	-3.80%	Average Market Cap	424885.99 CR
6 Month	8.29%	3.36%	Portfolio Age	3 Years 9 Months
1 Year	23.67%	15.07%	Sharpe Ratio 1 Yr	1.69
3 Year	22.54%	14.64%	Sharpe Ratio 3 Yr	1.35
5 Year	N/A	12.94%	Beta 1 Yr	0.92
Since Inception	19.81%	13.59%	Beta 3 Yr	0.94
			Downcapture Ratio 1 Yr	63.39
			Downcapture Ratio 3 Yr	93.80
			Upcapture ratio 1 Yr	118.92
			Upcapture ratio 3 Yr	126.75
			P/B Ratio	3.00
			P/E Ratio	25.36

Composition



74.37%
Large Cap



8.15%
Mid Cap



12.05%
Small Cap



4.84%
Cash Equivalent

Fund Manager



Mr SANJAY PAREKH

Fee Structure

Fixed Fee		Variable Fee		Exit Load	
AMC	No Option	AMC	No Option	1st Year	No Option
		Hurdle	No Option	2nd Year	1.00%
		Profit Sharing	No Option	3rd Year	0.00%


BENCHMARK
S&P BSE 200 Index


INCEPTION
20 October, 2020


INVESTMENT
Yes Alpha Plus Fund


AUM (₹ CR)
NA


FACTSHEET DATE
28 February 2026

Investment Approach		Benchmark	Portfolio Characteristics	
1 Month	1.31%	0.38%	Portfolio Age	5 Years 4 Months
3 Month	1.88%	-2.95%	Sharpe Ratio 1 Yr	-1.01
6 Month	4.92%	3.96%	Sharpe Ratio 3 Yr	0.05
1 Year	-2.99%	16.01%	Beta 1 Yr	-0.26
3 Year	5.40%	16.03%	Beta 3 Yr	-0.18
5 Year	7.20%	13.06%	Downcapture Ratio 1 Yr	-21.55
Since Inception	7.10%	N/A	Downcapture Ratio 3 Yr	-24.63
			Upcapture ratio 1 Yr	-18.15
			Upcapture ratio 3 Yr	11.45

Fund Manager
Nitish Pandey

Ravindra Bhandari

Fee Structure

Fixed Fee		Variable Fee		Exit Load	
AMC	No Option	AMC	No Option	1st Year	1.00%
		Hurdle	No Option	2nd Year	1.00%
		Profit Sharing	No Option	3rd Year	0.00%



BENCHMARK
S&P BSE 500 Index



INCEPTION
31 August, 2025



INVESTMENT
Abakkus Flexi Edge Fund -
1



AUM (₹ CR)
975.00



FACTSHEET DATE
30 November 2025

	Investment Approach	Benchmark	Portfolio Characteristics	
1 Month	1.25%	0.86%	Total Number of Stocks	27
3 Month	7.40%	6.37%	Average Market Cap	192743.13 CR
6 Month	N/A	4.80%	Portfolio Age	3 Months
1 Year	N/A	5.07%		
3 Year	N/A	13.88%		
5 Year	N/A	17.16%		
Since Inception	7.40%	6.37%		

Composition



37.07%
Large Cap



21.47%
Mid Cap



18.49%
Small Cap



22.97%
Cash Equivalent

Fund Manager

Fee Structure

Fixed Fee		Variable Fee		Exit Load	
AMC	No option	AMC	No option	1st Year	No Option
		Hurdle	No option	2nd Year	No Option
				3rd Year	No Option


BENCHMARK
10 year Gsec


INCEPTION
30 July, 2025


INVESTMENT
Geojit Yield Plus Fund


AUM (₹ CR)
NA


FACTSHEET DATE
28 February 2026

	Investment Approach	Benchmark	Portfolio Characteristics	
1 Month	1.23%	0.50%	Portfolio Age	7 Months
3 Month	3.61%	1.60%		
6 Month	7.41%	3.21%		
Since Inception	8.72%	3.78%		

Fund Manager
Dhiraj Tanwar

Fee Structure

Fixed Fee		Variable Fee		Exit Load	
AMC	No option	AMC	No option	1st Year	2.00%
		Hurdle	No option	2nd Year	1.00%
				3rd Year	NIL



BENCHMARK
NIFTY 50 Total Return Index



INCEPTION
1 December, 2018



INVESTMENT
Quest - Flagship Fund 1



AUM (₹ CR)
NA



FACTSHEET DATE
31 August 2023

	Investment Approach	Benchmark	Portfolio Characteristics	
1 Month	1.20%	-0.79%	Total Number of Stocks	20
3 Month	9.52%	7.34%	Average Market Cap	204576.67 CR
6 Month	17.66%	16.57%	Portfolio Age	4 Years 8 Months
1 Year	12.44%	10.44%	Sharpe Ratio 1 Yr	0.51
3 Year	21.06%	21.79%	Sharpe Ratio 3 Yr	0.83
Since Inception	13.95%	14.34%	Beta 1 Yr	0.85
			Beta 3 Yr	0.95
			P/B Ratio	4.30
			P/E Ratio	35.69

Composition



45.60%
Large Cap



20.02%
Mid Cap



28%
Small Cap



6.38%
Cash Equivalent

Fund Manager

Quest Investment Advisors Pvt Ltd

Fee Structure

Fixed Fee		Variable Fee	
AMC	No Option	AMC	No Option
		Hurdle	No Option
		Profit Sharing	No Option



BENCHMARK
S&P BSE 200 Index



INCEPTION
9 November, 2021



INVESTMENT
ICICI Prudential Growth
Leaders Fund



AUM (₹ CR)
653.91



FACTSHEET DATE
28 February 2026

	Investment Approach	Benchmark	Portfolio Characteristics	
1 Month	1.19%	0.38%	Total Number of Stocks	16
3 Month	1.15%	-2.95%	Average Market Cap	207762.16 CR
6 Month	6.69%	3.96%	Portfolio Age	4 Years 3 Months
1 Year	18.83%	16.01%	Sharpe Ratio 1 Yr	1.60
3 Year	25.10%	16.03%	Sharpe Ratio 3 Yr	1.50
5 Year	N/A	13.06%	Beta 1 Yr	0.67
Since Inception	19.51%	9.26%	Beta 3 Yr	0.78
			Downcapture Ratio 1 Yr	35.84
			Downcapture Ratio 3 Yr	51.43
			Upcapture ratio 1 Yr	84.16
			Upcapture ratio 3 Yr	105.87
			P/B Ratio	3.24
			P/E Ratio	24.33


Composition



31.01%
Large Cap



3.16%
Mid Cap



2.69%
Small Cap



65.82%
Cash Equivalent

Fund Manager



Anand Shah



Geetika Gupta



Chockalingam Narayanan

Fee Structure

Fixed Fee		Variable Fee		Exit Load	
AMC	2.50%	AMC	No Option	1st Year	2.00%
		Hurdle	No Option	2nd Year	0.00%
		Profit Sharing	No Option	3rd Year	0.00%



BENCHMARK
S&P BSE 500 Index



INCEPTION
28 May, 2024



INVESTMENT
Nuvama Multi Asset
Strategy Return Fund
(NARS+)



AUM (₹ CR)
1276.00



FACTSHEET DATE
28 February 2026

	Investment Approach	Benchmark
1 Month	1.17%	0.45%
3 Month	1.26%	-3.13%
6 Month	5.85%	3.24%
1 Year	19.80%	17.30%
3 Year	N/A	17.67%
5 Year	N/A	13.40%
Since Inception	14.62%	N/A

Portfolio Characteristics	
Portfolio Age	1 Year 9 Months
Sharpe Ratio 1 Yr	2.98
Beta 1 Yr	0.32
Downcapture Ratio 1 Yr	-19.15
Upcapture ratio 1 Yr	68.11

Fund Manager

Nikhil Ranka

Ajay Vora

Fee Structure

Fixed Fee		Variable Fee		Exit Load	
AMC	1.90%	AMC	1.25%	2nd Year	0%
		Hurdle	364-day T-Bill	3rd Year	0%
		Profit Sharing	15% Profit sharing above 364-day T-Bill		


BENCHMARK
NIFTY 500 Total Return
Index


INCEPTION
28 March, 2023


INVESTMENT
RATIONAL EQUITY
FLAGSHIP FUND I


AUM (₹ CR)
100.00


FACTSHEET DATE
28 February 2026

	Investment Approach	Benchmark	Portfolio Characteristics	
1 Month	1.15%	0.45%	Portfolio Age	2 Years 11 Months
3 Month	-3.45%	-3.09%	Sharpe Ratio 1 Yr	0.48
6 Month	-5.01%	3.41%	Beta 1 Yr	0.92
1 Year	6.74%	17.62%	Downcapture Ratio 1 Yr	125.16
3 Year	N/A	17.96%	Upcapture ratio 1 Yr	89.59
5 Year	N/A	14.87%		
Since Inception	28.69%	19.40%		

Fund Manager



Krish Iyer

Fee Structure

Fixed Fee		Variable Fee		Exit Load	
AMC	No Option	AMC	No Option	1st Year	0.00%
		Hurdle	6.00%	2nd Year	0.00%
		Profit Sharing	20% Profit Sharing above 6% Hurdle	3rd Year	0.00%

BENCHMARK
S&P BSE 200 Total Return
Index

INCEPTION
12 December, 2022

INVESTMENT
360 ONE Equity
Opportunity Fund

AUM (₹ CR)
967.00

FACTSHEET DATE
30 November 2025

	Investment Approach	Benchmark	Portfolio Characteristics	
1 Month	1.13%	1.50%	Total Number of Stocks	67
3 Month	3.79%	7.32%	Average Market Cap	302376.78 CR
6 Month	4.98%	6.20%	Portfolio Age	2 Years 11 Months
1 Year	-1.93%	7.69%	Sharpe Ratio 1 Yr	-0.35
3 Year	N/A	14.80%	Sharpe Ratio 3 Yr	0.78
5 Year	N/A	18.13%	Beta 1 Yr	0.90
Since Inception	15.72%	15.74%	Downcapture Ratio 1 Yr	127.69
			Upcapture ratio 1 Yr	79.85
			P/B Ratio	4.58
			P/E Ratio	36.39

Composition



43.58%
Large Cap



17.04%
Mid Cap



38.28%
Small Cap



1.10%
Cash Equivalent

Fund Manager



Mehul Jani

Fee Structure

Fixed Fee		Variable Fee		Exit Load	
AMC	No Option	AMC	No Option	1st Year	0.00%
		Hurdle	No Option	2nd Year	0.00%
		Profit Sharing	No Option	3rd Year	0.00%

BENCHMARK
S&P BSE 500 Total Return
Index

INCEPTION
16 December, 2022

INVESTMENT
Prudent Equity ACE Fund

AUM (₹ CR)
NA

FACTSHEET DATE
28 February 2026

	Investment Approach	Benchmark	Portfolio Characteristics	
1 Month	1.10%	0.45%	Portfolio Age	3 Years 2 Months
3 Month	-2.30%	-3.13%	Sharpe Ratio 1 Yr	0.22
6 Month	1.00%	3.24%	Sharpe Ratio 3 Yr	1.07
1 Year	7.60%	17.30%	Beta 1 Yr	1.12
3 Year	28.76%	17.66%	Beta 3 Yr	0.97
Since Inception	25.80%	12.20%	Downcapture Ratio 1 Yr	181.97
			Downcapture Ratio 3 Yr	72.05
			Upcapture ratio 1 Yr	92.79
			Upcapture ratio 3 Yr	127.93

Composition



47%

Cash Equivalent

Fund Manager
Siddharth Oberoi

Fee Structure

Fixed Fee		Variable Fee		Exit Load	
AMC	3.75%	AMC	1.00%	1st Year	0.00%
		Hurdle	No Option	2nd Year	0.00%
		Profit Sharing	15% Profit Sharing on All Profits	3rd Year	0.00%



BENCHMARK
NIFTY 500 Index



INCEPTION
29 July, 2025



INVESTMENT
Nippon - (Empowered India)



AUM (₹ CR)
NA



FACTSHEET DATE
28 February 2026

	Investment Approach	Benchmark	Portfolio Characteristics	
1 Month	1.10%	0.40%	Total Number of Stocks	46
3 Month	-3.00%	-3.20%	Average Market Cap	204970.42 CR
6 Month	-0.50%	3.10%	Portfolio Age	7 Months
1 Year	N/A	16.50%	P/B Ratio	4.13
3 Year	N/A	16.85%	P/E Ratio	43.91
5 Year	N/A	13.72%		
Since Inception	-2.60%	0.70%		

Composition



35.77%
Large Cap



20.78%
Mid Cap



33.33%
Small Cap



10.12%
Cash Equivalent

Fund Manager
RAHUL VEERA

Prashant Kutty

Fee Structure

Fixed Fee		Variable Fee		Exit Load	
AMC	No option	AMC	No option	1st Year	No Option
		Hurdle	No option	2nd Year	No Option
				3rd Year	No Option


BENCHMARK
CRISIL SHORT TERM BOND FUND


INCEPTION
5 December, 2018


INVESTMENT
Altacura - AI Absolute Return Fund


AUM (₹ CR)
NA


FACTSHEET DATE
31 January 2026

Investment Approach		Benchmark	Portfolio Characteristics	
1 Month	1.09%	0.39%	Portfolio Age	7 Years 1 Month
3 Month	3.36%	1.21%	Sharpe Ratio 1 Yr	2.05
6 Month	7.04%	2.71%	Sharpe Ratio 3 Yr	3.88
1 Year	11.15%	7.37%	Beta 1 Yr	-1.37
3 Year	13.51%	7.45%	Beta 3 Yr	-0.08
Since Inception	14.03%	6.30%	Downcapture Ratio 3 Yr	-44.64
			Upcapture ratio 1 Yr	149.16
			Upcapture ratio 3 Yr	72.13

Fund Manager

Raman Nagpal
Fee Structure

Fixed Fee		Variable Fee		Exit Load	
AMC	No Option	AMC	No Option	1st Year	0.00%
		Hurdle	No Option	2nd Year	0.00%
		Profit Sharing	No Option	3rd Year	0.00%

BENCHMARK
NIFTY Financial Services
Index

INCEPTION
31 January, 2018

INVESTMENT
Nippon - Financial Services

AUM (₹ CR)
NA

FACTSHEET DATE
30 November 2025

	Investment Approach	Benchmark	Portfolio Characteristics	
1 Month	0.98%	2.80%	Total Number of Stocks	17
3 Month	7.64%	9.10%	Average Market Cap	310400 CR
6 Month	6.16%	5.20%	Portfolio Age	7 Years 10 Months
1 Year	8.96%	16.20%	Sharpe Ratio 1 Yr	0.14
3 Year	13.87%	12.90%	Sharpe Ratio 3 Yr	0.54
5 Year	14.43%	14.30%	Beta 1 Yr	0.87
Since Inception	10.43%	12.30%	Beta 3 Yr	0.90
			Downcapture Ratio 1 Yr	153.42
			Downcapture Ratio 3 Yr	112.62
			Upcapture ratio 1 Yr	83.85
			Upcapture ratio 3 Yr	100.04
			P/B Ratio	3.27
			P/E Ratio	27.84


Composition



58%
Large Cap



21%
Mid Cap



9%
Small Cap



11.69%
Cash Equivalent

Fund Manager



Varun Goel

Fee Structure

Fixed Fee		Variable Fee		Exit Load	
AMC	NO OPTION	AMC	NO OPTION	1st Year	NO OPTION
		Hurdle	NO OPTION	2nd Year	NO OPTION
		Profit Sharing	NO OPTION	3rd Year	NO OPTION



BENCHMARK
NIFTY 50 Index



INCEPTION
24 September, 2025



INVESTMENT
Ambit Pricing Prowess
Fund



AUM (₹ CR)
NA



FACTSHEET DATE
28 February 2026

	Investment Approach	Benchmark	Portfolio Characteristics	
1 Month	0.98%	-0.56%	Total Number of Stocks	30
3 Month	-3.21%	-3.91%	Average Market Cap	175738.24 CR
6 Month	N/A	3.08%	Portfolio Age	5 Months
1 Year	N/A	13.80%		
3 Year	N/A	13.31%		
5 Year	N/A	11.63%		
Since Inception	-3.88%	0.04%		

Composition



50.15%
Large Cap



21.56%
Mid Cap



24.10%
Small Cap



4.19%
Cash Equivalent

Fund Manager

Fee Structure

Fixed Fee		Variable Fee		Exit Load	
AMC	No option	AMC	No option	1st Year	No Option
		Hurdle	No option	2nd Year	No Option
				3rd Year	No Option

BENCHMARK
S&P BSE 500 Total Return
Index

INCEPTION
1 February, 2023

INVESTMENT
Motilal Oswal Founders
Fund Series I

AUM (₹ CR)
1620.42

FACTSHEET DATE
28 February 2026

	Investment Approach	Benchmark	Portfolio Characteristics	
1 Month	0.98%	0.45%	Total Number of Stocks	26
3 Month	-8.24%	-3.13%	Portfolio Age	3 Years
6 Month	-5.22%	3.24%	Sharpe Ratio 1 Yr	0.49
1 Year	13.54%	17.30%	Sharpe Ratio 3 Yr	0.84
3 Year	23.59%	17.66%	Beta 1 Yr	1.46
Since Inception	21.89%	14.75%	Beta 3 Yr	1.19
			Downcapture Ratio 1 Yr	184.83
			Downcapture Ratio 3 Yr	107.36
			Upcapture ratio 1 Yr	118.37
			Upcapture ratio 3 Yr	126.88

Composition



21.91%
Large Cap



43.09%
Mid Cap



34.99%
Small Cap



0.87%
Cash Equivalent

Fund Manager



Abhishek Anand



Dhaval Mehta

Fee Structure

Fixed Fee		Variable Fee		Exit Load	
AMC	No Option	AMC	No Option	1st Year	3.00%
		Hurdle	No Option	2nd Year	2.00%
		Profit Sharing	No Option	3rd Year	1.00%


BENCHMARK
BSE MidSmallCap


INCEPTION
4 July, 2023


INVESTMENT
First Water Capital Fund -
II


AUM (₹ CR)
NA



FACTSHEET DATE
28 February 2026

	Investment Approach	Benchmark	Portfolio Characteristics	
1 Month	0.97%	0.72%	Total Number of Stocks	34
3 Month	-1.80%	-5.11%	Portfolio Age	2 Years 7 Months
6 Month	-1.65%	-1.90%	Sharpe Ratio 1 Yr	0.38
1 Year	8.91%	15.35%	P/B Ratio	1.00
3 Year	N/A	22.31%	P/E Ratio	14.50
5 Year	N/A	18.64%		
Since Inception	17.79%	23.39%		

Composition



Fund Manager



Mr. Ricky Kirpalani

Fee Structure

Fixed Fee		Variable Fee		Exit Load	
AMC	NA	AMC	NA	1st Year	2.00%
		Hurdle	NA	2nd Year	0.00%
		Profit Sharing	NA	3rd Year	0.00%



BENCHMARK
NIFTY 50 Index



INCEPTION
13 December, 2017



INVESTMENT
Aventus Enhanced Return
Fund



AUM (₹ CR)
620.00



FACTSHEET DATE
31 December 2021

Investment Approach			Portfolio Characteristics	
	Investment Approach	Benchmark		
1 Month	0.95%	2.18%	Total Number of Stocks	18
3 Month	1.59%	-1.50%	Average Market Cap	361926.21 CR
6 Month	14.21%	10.38%	Portfolio Age	4 Years
1 Year	24.89%	24.12%	Sharpe Ratio 1 Yr	1.50
3 Year	15.04%	16.90%	Sharpe Ratio 3 Yr	0.62
5 Year	NA	N/A	Beta 1 Yr	0.85
Since Inception	13.83%	13.91%	Beta 3 Yr	0.85
			P/B Ratio	4.07
			P/E Ratio	34.21


Composition



70.44%
Large Cap



4.59%
Mid Cap



0.74%
Small Cap



24.23%
Cash Equivalent

Fund Manager



Vaibhav Sanghavi

Abhay Laijawala

Fee Structure

Fixed Fee		Variable Fee	
AMC	No Option	AMC	No Option
		Hurdle	No Option
		Profit Sharing	No Option


BENCHMARK
Not Disclosed


INCEPTION
29 January, 2021


INVESTMENT
Dolat Absolute Return LLP


AUM (₹ CR)
NA


FACTSHEET DATE
28 February 2026

	Investment Approach	Benchmark	Portfolio Characteristics	
1 Month	0.95%	N/A	Portfolio Age	5 Years 1 Month
3 Month	2.07%	N/A	Sharpe Ratio 1 Yr	1.26
6 Month	4.27%	N/A	Sharpe Ratio 3 Yr	4.97
1 Year	6.97%	N/A		
3 Year	13.49%	N/A		
5 Year	11.03%	N/A		
Since Inception	11.26%	N/A		

Fund Manager



Purvag Shah

Fee Structure

Fixed Fee		Variable Fee		Exit Load	
AMC	NO OPTION	AMC	NO OPTION	1st Year	No option
		Hurdle	NO OPTION	2nd Year	No option
		Profit Sharing	NO OPTION	3rd Year	No option



BENCHMARK
NIFTY 50 Total Return Index



INCEPTION
1 August, 2020



INVESTMENT
Whitespace Fund II - Debt Plus



AUM (₹ CR)
NA



FACTSHEET DATE
28 February 2026

	Investment Approach	Benchmark	Portfolio Characteristics	
1 Month	0.85%	-0.51%	Portfolio Age	5 Years 6 Months
3 Month	0.34%	-3.80%	Sharpe Ratio 1 Yr	1.36
6 Month	4.87%	3.36%	Sharpe Ratio 3 Yr	2.82
1 Year	10.16%	15.07%	Beta 1 Yr	0.07
3 Year	12.79%	14.64%	Beta 3 Yr	0.03
5 Year	12.68%	12.94%	Downcapture Ratio 1 Yr	-28.43
Since Inception	13.37%	5.79%	Downcapture Ratio 3 Yr	-31.56
			Upcapture ratio 1 Yr	33.67
			Upcapture ratio 3 Yr	39.29

Fund Manager



Puneet Sharma



Praveen Dwarakanath

Fee Structure

Fixed Fee		Variable Fee		Exit Load	
AMC	NO OPTION	AMC	NO OPTION	1st Year	NO OPTION
		Hurdle	NO OPTION	2nd Year	NO OPTION
		Profit Sharing	NO OPTION	3rd Year	NO OPTION



BENCHMARK
NIFTY 50 Total Return Index



INCEPTION
3 January, 2023



INVESTMENT
Neo Treasury Plus Fund



AUM (₹ CR)
NA



FACTSHEET DATE
28 February 2026

Investment Approach		Benchmark	Portfolio Characteristics	
1 Month	0.81%	-0.51%	Portfolio Age	3 Years 1 Month
3 Month	2.58%	-3.80%	Sharpe Ratio 1 Yr	14.93
6 Month	5.96%	3.36%	Sharpe Ratio 3 Yr	-0.04
1 Year	12.38%	15.07%	Beta 1 Yr	0.02
3 Year	N/A	14.64%	Beta 3 Yr	0.00
5 Year	N/A	12.94%	Downcapture Ratio 1 Yr	-59.93
Since Inception	13.28%	13.46%	Downcapture Ratio 3 Yr	-18.44
			Upcapture ratio 1 Yr	31.48
			Upcapture ratio 3 Yr	14.24

Fund Manager



Mr. Mayank Bhagat

Fee Structure

Fixed Fee		Variable Fee		Exit Load	
AMC	0.25%	AMC	No Option	1st Year	0.00%
		Hurdle	No Option	2nd Year	0.00%
		Profit Sharing	No Option	3rd Year	0.00%

BENCHMARK

INCEPTION
8 February, 2024

INVESTMENT
YES Wealth Maximiser AIF

AUM (₹ CR)
NA

FACTSHEET DATE
28 February 2026

Investment Approach		Benchmark	Portfolio Characteristics	
1 Month	0.77%	N/A	Portfolio Age	2 Years
3 Month	-2.12%	N/A	Sharpe Ratio 1 Yr	0.94
6 Month	1.24%	N/A		
1 Year	12.32%	N/A		
Since Inception	12.50%	N/A		

Composition



Fund Manager

Vidhi Raval

Nitish Pandey

Fee Structure

Fixed Fee		Variable Fee		Exit Load	
AMC	No Option	AMC	No Option	1st Year	3.00%
		Hurdle	No Option	2nd Year	2.00%
		Profit Sharing	No Option	3rd Year	1.00%



BENCHMARK
S&P BSE 500 Total Return
Index



INCEPTION
1 June, 2021



INVESTMENT
Umbrella Blend Fund 2



AUM (₹ CR)
NA



FACTSHEET DATE
28 February 2026

	Investment Approach	Benchmark	Portfolio Characteristics	
1 Month	0.77%	0.45%	Portfolio Age	4 Years 8 Months
3 Month	-3.57%	-3.13%	Sharpe Ratio 1 Yr	0.61
6 Month	2.09%	3.24%	Sharpe Ratio 3 Yr	0.59
1 Year	14.91%	17.30%	Beta 1 Yr	0.99
3 Year	13.93%	17.66%	Beta 3 Yr	0.90
Since Inception	13.23%	13.55%	Downcapture Ratio 1 Yr	145.02
			Downcapture Ratio 3 Yr	98.31
			Upcapture ratio 1 Yr	98.03
			Upcapture ratio 3 Yr	82.09

Fund Manager

E. Prithvi Raj
Fee Structure

Fixed Fee		Variable Fee		Exit Load	
AMC	No option	AMC	No option	1st Year	NO OPTION
		Hurdle	No option	2nd Year	NO OPTION
				3rd Year	NO OPTION

BENCHMARK
S&P BSE 200 Total Return
Index

INCEPTION
1 November, 2018

INVESTMENT
360 One - High Growth
Companies Fund

AUM (₹ CR)
424.12

FACTSHEET DATE
28 February 2026

	Investment Approach	Benchmark	Portfolio Characteristics	
1 Month	0.72%	3.02%	Total Number of Stocks	30
3 Month	-4.96%	-0.58%	Average Market Cap	301581.35 CR
6 Month	-5.37%	4.21%	Portfolio Age	7 Years 3 Months
1 Year	9.30%	15.22%	Sharpe Ratio 1 Yr	0.32
3 Year	19.19%	17.41%	Sharpe Ratio 3 Yr	1.07
5 Year	14.55%	14.70%	Beta 1 Yr	1.01
Since Inception	15.72%	15.12%	Beta 3 Yr	0.83
			Downcapture Ratio 1 Yr	123.19
			Downcapture Ratio 3 Yr	71.77
			Upcapture ratio 1 Yr	78.37
			Upcapture ratio 3 Yr	94.91
			P/B Ratio	4.42
			P/E Ratio	28.19

Composition



60.76%
Large Cap



5.90%
Mid Cap



30.97%
Small Cap



2.37%
Cash Equivalent

Fund Manager



Mehul Jani

Fee Structure

Fixed Fee		Variable Fee		Exit Load	
AMC	NO OPTION	AMC	NO OPTION	1st Year	NO OPTION
		Hurdle	NO OPTION	2nd Year	NO OPTION
		Profit Sharing	NO OPTION	3rd Year	NO OPTION



BENCHMARK
NIFTY 50 Total Return Index



INCEPTION
16 February, 2022



INVESTMENT
Kotak India Renaissance
Fund-I



AUM (₹ CR)
NA



FACTSHEET DATE
28 February 2026

	Investment Approach	Benchmark	Portfolio Characteristics	
1 Month	0.71%	-0.51%	Total Number of Stocks	27
3 Month	-0.22%	-3.80%	Average Market Cap	333803.12 CR
6 Month	0.22%	3.36%	Portfolio Age	4 Years
1 Year	12.18%	15.07%	Sharpe Ratio 1 Yr	0.68
3 Year	17.45%	14.64%	Sharpe Ratio 3 Yr	0.87
5 Year	N/A	12.94%	Beta 1 Yr	0.61
Since Inception	12.86%	10.94%	Beta 3 Yr	0.96
			Downcapture Ratio 1 Yr	53.40
			Downcapture Ratio 3 Yr	100.46
			Upcapture ratio 1 Yr	72.21
			Upcapture ratio 3 Yr	111.95
			P/B Ratio	4.17
			P/E Ratio	30.36

Composition



41.24%
Large Cap



17.76%
Mid Cap



36.33%
Small Cap



4.67%
Cash Equivalent

Fund Manager

kotak mahindra asset management company ltd

Fee Structure

Fixed Fee		Variable Fee		Exit Load	
AMC	No Option	AMC	No Option	2nd Year	0%
		Hurdle	No Option	3rd Year	0%
		Profit Sharing	No Option		



BENCHMARK
Nifty Microcap250



INCEPTION
18 June, 2024



INVESTMENT
SMART HORIZON
OPPORTUNITY FUND



AUM (₹ CR)
NA



FACTSHEET DATE
28 February 2026

Investment Approach		Benchmark	Portfolio Characteristics	
1 Month	0.70%	0.10%	Total Number of Stocks	44
3 Month	-11.20%	-7.90%	Portfolio Age	1 Year 8 Months
6 Month	-2.10%	-7.40%		
1 Year	8.90%	9.30%		
Since Inception	7.53%	-10.33%		

Composition



Fund Manager
Om Thakkar

Fee Structure

Fixed Fee		Variable Fee		Exit Load	
AMC	No option	AMC	No option	1st Year	3.00%
		Hurdle	No option	2nd Year	2.00%
				3rd Year	1.00%


BENCHMARK
NIFTY 50 Total Return Index

INCEPTION
20 October, 2022

INVESTMENT
Aventus Equity Advantage
Fund

AUM (₹ CR)
33.82

FACTSHEET DATE
31 August 2024

	Investment Approach	Benchmark	Portfolio Characteristics	
1 Month	0.60%	1.36%	Portfolio Age	1 Year 10 Months
3 Month	4.05%	12.55%		
6 Month	6.96%	15.55%		
1 Year	14.71%	32.39%		
Since Inception	18.20%	27.46%		

Fund Manager
Andrew Holland
Nandik Mallik
Fee Structure

Fixed Fee		Variable Fee		Exit Load	
AMC	No Option	AMC	No Option	2nd Year	0%
		Hurdle	No Option	3rd Year	0%
		Profit Sharing	No Option		


BENCHMARK
S&P BSE 500 Index


INCEPTION
31 January, 2024


INVESTMENT
Ashika India Select Fund


AUM (₹ CR)
NA


FACTSHEET DATE
28 February 2026

	Investment Approach	Benchmark	Portfolio Characteristics	
1 Month	0.54%	0.45%	Total Number of Stocks	58
3 Month	-5.23%	-3.13%	Portfolio Age	2 Years 1 Month
6 Month	-7.29%	3.24%	Sharpe Ratio 1 Yr	0.62
1 Year	13.78%	17.30%	Beta 1 Yr	0.94
3 Year	N/A	17.67%	Downcapture Ratio 1 Yr	69.28
5 Year	N/A	13.40%	Upcapture ratio 1 Yr	78.87
Since Inception	5.57%	8.44%		

Composition



40%
Large Cap



33.91%
Mid Cap



21.84%
Small Cap



4.25%
Cash Equivalent

Fund Manager
Manish Lodha

Fee Structure

Fixed Fee		Variable Fee		Exit Load	
AMC	2.00%	AMC	No Option	1st Year	0.00%
		Hurdle	No Option	2nd Year	0.00%
		Profit Sharing	No Option	3rd Year	0.00%


BENCHMARK
NIFTY 500 Total Return
Index


INCEPTION
14 June, 2018


INVESTMENT
Edelweiss - Catalyst
Opportunities Fund


AUM (₹ CR)
44.84


FACTSHEET DATE
28 February 2026

Investment Approach		Benchmark	Portfolio Characteristics	
1 Month	0.51%	0.45%	Portfolio Age	7 Years 8 Months
3 Month	-1.44%	-3.09%	Sharpe Ratio 1 Yr	0.61
6 Month	2.53%	3.41%	Sharpe Ratio 3 Yr	0.43
1 Year	12.03%	17.62%	Beta 1 Yr	0.93
3 Year	9.47%	17.96%	Beta 3 Yr	0.84
5 Year	8.95%	14.87%	Downcapture Ratio 1 Yr	108.15
			Downcapture Ratio 3 Yr	89.27
			Upcapture ratio 1 Yr	83.01
			Upcapture ratio 3 Yr	71.13

Fund Manager



Mr. Vivek Sharma



Mr. Gautam Berry

Fee Structure

Fixed Fee		Variable Fee		Exit Load	
AMC	NO OPTION	AMC	NO OPTION	1st Year	NO OPTION
		Hurdle	NO OPTION	2nd Year	NO OPTION
		Profit Sharing	NO OPTION	3rd Year	NO OPTION

BENCHMARK
Not Disclosed

INCEPTION
8 September, 2022

INVESTMENT
Inquant Debt Plus

AUM (₹ CR)
NA

FACTSHEET DATE
28 February 2026

	Investment Approach	Benchmark	Portfolio Characteristics	
1 Month	0.50%	N/A	Portfolio Age	3 Years 5 Months
3 Month	1.72%	N/A	Sharpe Ratio 1 Yr	5.17
6 Month	4.74%	N/A	Sharpe Ratio 3 Yr	0.01
1 Year	10.76%	N/A		
3 Year	11.32%	N/A		
Since Inception	10.20%	N/A		

Fund Manager



Saurabh Saraswat



Pranshu Chugh

Fee Structure

Fixed Fee		Variable Fee		Exit Load	
AMC	No Option	AMC	No Option	1st Year	0.00%
		Hurdle	No Option	2nd Year	0.00%
		Profit Sharing	No Option	3rd Year	0.00%

BENCHMARK
NIFTY 50 Total Return
Index

INCEPTION
15 June, 2021

INVESTMENT
Ashika India Alpha Fund

AUM (₹ CR)
NA

FACTSHEET DATE
31 May 2023

	Investment Approach	Benchmark	Portfolio Characteristics	
1 Month	0.48%	3.59%	Portfolio Age	1 Year 11 Months
3 Month	3.26%	8.59%	Sharpe Ratio 1 Yr	-2.27
6 Month	-4.56%	-1.13%	Beta 1 Yr	0.24
1 Year	-3.86%	11.66%	P/B Ratio	0.00
Since Inception	8.17%	8.02%	P/E Ratio	0.00

Composition



Fund Manager



Paras Bothra

Fee Structure

Fixed Fee		Variable Fee		Exit Load	
AMC	NA	AMC	NA	2nd Year	2%
		Hurdle	10.00%	3rd Year	1%
		Profit Sharing	NA		

BENCHMARK
S&P BSE 500 Total Return
Index

INCEPTION
24 March, 2025

INVESTMENT
MoneyGrow Alpha Fund 1

AUM (₹ CR)
36.42

FACTSHEET DATE
28 February 2026

	Investment Approach	Benchmark	Portfolio Characteristics	
1 Month	0.48%	0.45%	Portfolio Age	11 Months
3 Month	-6.55%	-3.13%	Sharpe Ratio 1 Yr	0.18
6 Month	-4.02%	3.24%		
1 Year	N/A	17.30%		
3 Year	N/A	17.66%		
Since Inception	4.60%	9.03%		

Composition



Fund Manager



Manish Gupta

Fee Structure

Exit Load	
1st Year	1.00%
2nd Year	0.00%
3rd Year	0.00%



BENCHMARK
S&P BSE 200 Index



INCEPTION
1 July, 2024



INVESTMENT
WHITESPACE FUND 3 -
HYBRID PLUS



AUM (₹ CR)
NA



FACTSHEET DATE
28 February 2026

	Investment Approach	Benchmark	Portfolio Characteristics	
1 Month	0.47%	0.38%	Portfolio Age	1 Year 7 Months
3 Month	-1.72%	-2.95%	Sharpe Ratio 1 Yr	1.66
6 Month	6.85%	3.96%	Beta 1 Yr	0.54
1 Year	16.08%	16.01%	Downcapture Ratio 1 Yr	39.32
3 Year	N/A	16.03%	Upcapture ratio 1 Yr	82.43
5 Year	N/A	13.06%		
Since Inception	6.95%	2.13%		

Composition



50%

Large Cap

Fund Manager



Puneet Sharma

Fee Structure

Fixed Fee		Variable Fee		Exit Load	
AMC	2.00%	AMC	No Option	1st Year	0.00%
		Hurdle	20.00%	2nd Year	0.00%
		Profit Sharing	40% Profit sharing upto 20% hurdle	3rd Year	0.00%


BENCHMARK
S&P BSE 500 Total Return
Index


INCEPTION
16 December, 2022


INVESTMENT
Stock Convertible Scheme


AUM (₹ CR)
289.00


FACTSHEET DATE
31 December 2025

Investment Approach			Benchmark	Portfolio Characteristics	
1 Month	0.45%	N/A		Portfolio Age	3 Years
3 Month	1.82%	N/A		Sharpe Ratio 1 Yr	-1.22
6 Month	3.36%	N/A		Sharpe Ratio 3 Yr	-0.05
1 Year	-2.95%	N/A		Beta 1 Yr	0.23
Since Inception	5.23%	N/A		Beta 3 Yr	0.33
				Downcapture Ratio 1 Yr	31.88
				Downcapture Ratio 3 Yr	35.91
				Upcapture ratio 1 Yr	9.47
				Upcapture ratio 3 Yr	34.02

Fund Manager



Vineet Bagri

Fee Structure

Fixed Fee		Variable Fee		Exit Load	
AMC	No Option	AMC	No Option	1st Year	0.00%
		Hurdle	No Option	2nd Year	0.00%
		Profit Sharing	No Option	3rd Year	0.00%



BENCHMARK
NIFTY Midcap 100 Index



INCEPTION
9 August, 2017



INVESTMENT
Nippon - The Big Switch



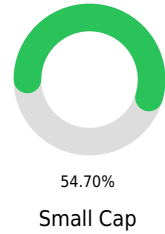
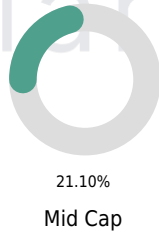
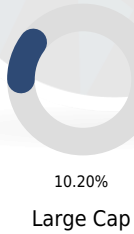
AUM (₹ CR)
NA



FACTSHEET DATE
30 June 2024

	Investment Approach	Benchmark	Portfolio Characteristics	
1 Month	0.45%	6.58%	Portfolio Age	6 Years 10 Months
3 Month	4.89%	15.94%	Sharpe Ratio 3 Yr	1.07
6 Month	1.14%	21.66%	Beta 3 Yr	0.09
1 Year	31.44%	56.91%		
3 Year	15.74%	27.26%		
5 Year	18.72%	25.84%		
Since Inception	16.06%	17.51%		

Composition



Fund Manager



Varun Goel

Fee Structure

Fixed Fee		Variable Fee	
AMC	NO OPTION	AMC	NO OPTION
		Hurdle	NO OPTION
		Profit Sharing	NO OPTION


BENCHMARK
NIFTY 500 Index


INCEPTION
1 August, 2025


INVESTMENT
Bonanza Opportunity Fund


AUM (₹ CR)
27.16


FACTSHEET DATE
28 February 2026

	Investment Approach	Benchmark	Portfolio Characteristics	
1 Month	0.44%	0.40%	Total Number of Stocks	55
3 Month	-3.74%	-3.20%	Average Market Cap	259065.69 CR
6 Month	-2.49%	3.10%	Portfolio Age	6 Months
1 Year	N/A	16.50%	P/B Ratio	9.55
3 Year	N/A	16.85%	P/E Ratio	38.93
5 Year	N/A	13.72%		
Since Inception	-3.02%	1.16%		

Composition



Fund Manager



Puneet Kinra

Fee Structure

Exit Load	
1st Year	2.00%
2nd Year	1.00%
3rd Year	NIL


BENCHMARK
S&P BSE 200 Total Return
Index


INCEPTION
3 February, 2023


INVESTMENT
360 ONE Equity
Opportunity Fund -
Series 2


AUM (₹ CR)
484.15


FACTSHEET DATE
28 February 2026

	Investment Approach	Benchmark	Portfolio Characteristics	
1 Month	0.41%	3.02%	Total Number of Stocks	38
3 Month	-3.95%	-0.58%	Average Market Cap	315811.83 CR
6 Month	0.88%	4.21%	Portfolio Age	3 Years
1 Year	3.52%	15.22%	Sharpe Ratio 1 Yr	-0.14
3 Year	N/A	17.41%	Sharpe Ratio 3 Yr	0.35
5 Year	N/A	14.70%	Beta 1 Yr	0.83
Since Inception	8.01%	18.89%	Beta 3 Yr	0.77
			Downcapture Ratio 1 Yr	141.67
			Downcapture Ratio 3 Yr	105.89
			Upcapture ratio 1 Yr	60.21
			Upcapture ratio 3 Yr	72.55
			P/B Ratio	4.37
			P/E Ratio	29.37

Composition



46.91%
Large Cap



11.77%
Mid Cap



38.57%
Small Cap



2.75%
Cash Equivalent

Fund Manager



Mr. Mehul Jani

Fee Structure

Fixed Fee		Variable Fee		Exit Load	
AMC	No Option	AMC	No Option	1st Year	0.00%
		Hurdle	No Option	2nd Year	0.00%
		Profit Sharing	No Option	3rd Year	0.00%



BENCHMARK
S&P BSE 500 - TRI



INCEPTION
6 September, 2024



INVESTMENT
SageOne - Flagship
Growth OE Fund



AUM (₹ CR)
787.00



FACTSHEET DATE
28 February 2026

	Investment Approach	Benchmark	Portfolio Characteristics	
1 Month	0.40%	0.50%	Total Number of Stocks	47
3 Month	2.60%	-3.10%	Average Market Cap	11600 CR
6 Month	8.50%	3.20%	Portfolio Age	1 Year 5 Months
1 Year	32.70%	17.30%	Sharpe Ratio 1 Yr	1.61
Since Inception	5.30%	-0.40%	P/E Ratio	39.60

Composition



Fund Manager



Samit Vartak

Fee Structure

Exit Load	
1st Year	3.00%
2nd Year	2.00%
3rd Year	1.00%


BENCHMARK
NIFTY 500 Total Return
Index


INCEPTION
1 April, 2025


INVESTMENT
RATIONAL EQUITY SCHEME
- 2


AUM (₹ CR)
29.00


FACTSHEET DATE
28 February 2026

	Investment Approach	Benchmark	Portfolio Characteristics	
1 Month	0.35%	0.45%	Portfolio Age	10 Months
3 Month	-4.35%	-3.09%		
6 Month	N/A	3.41%		
1 Year	N/A	17.62%		
3 Year	N/A	17.96%		
5 Year	N/A	14.87%		
Since Inception	-5.66%	5.87%		

Composition



100%

Small Cap

Fund Manager



VIVEK IYER

Fee Structure

Exit Load	
1st Year	0.00%
2nd Year	0.00%
3rd Year	0.00%



BENCHMARK
Not Disclosed



INCEPTION
5 April, 2022



INVESTMENT
AlphaMine Absolute
Return Fund



AUM (₹ CR)
NA



FACTSHEET DATE
31 January 2026

Investment Approach		Benchmark	Portfolio Characteristics	
1 Month	0.30%	N/A	Portfolio Age	3 Years 9 Months
3 Month	3.50%	N/A	Sharpe Ratio 1 Yr	1.89
6 Month	6.20%	N/A	Sharpe Ratio 3 Yr	2.36
1 Year	10.50%	N/A		
3 Year	13.50%	N/A		
Since Inception	14.60%	N/A		

Fund Manager



Praveen Kumar

Fee Structure

Fixed Fee		Variable Fee		Exit Load	
AMC	No Option	AMC	No Option	1st Year	1.00%
		Hurdle	No Option	2nd Year	0.00%
		Profit Sharing	No Option	3rd Year	0.00%



BENCHMARK
Nifty Microcap 250 Total
Return Index



INCEPTION
26 March, 2025



INVESTMENT
Grobiz SME Opportunity
Fund



AUM (₹ CR)
NA



FACTSHEET DATE
28 February 2026

	Investment Approach	Benchmark	Portfolio Characteristics	
1 Month	0.30%	-2.09%	Portfolio Age	11 Months
3 Month	-15.27%	-9.91%	Sharpe Ratio 1 Yr	0.28
6 Month	-6.19%	-9.45%		
Since Inception	8.24%	0.45%		

Fund Manager
Sameer Dharap

Fee Structure

Fixed Fee		Variable Fee		Exit Load	
AMC	No option	AMC	No option	1st Year	No Option
		Hurdle	No option	2nd Year	No Option
				3rd Year	No Option

BENCHMARK
NIFTY500 Multicap
50:25:25 Total Return
Index

INCEPTION
1 December, 2021

INVESTMENT
Aditya Birla - India Equity
Opportunities Fund

AUM (₹ CR)
180.51

FACTSHEET DATE
28 February 2026

	Investment Approach	Benchmark	Portfolio Characteristics	
1 Month	0.29%	0.59%	Total Number of Stocks	28
3 Month	-5.74%	-3.45%	Average Market Cap	279711.57 CR
6 Month	-0.36%	2.14%	Portfolio Age	4 Years 2 Months
1 Year	10.47%	17.05%	Sharpe Ratio 1 Yr	0.44
3 Year	17.99%	18.93%	Sharpe Ratio 3 Yr	0.86
Since Inception	14.22%	12.73%	Beta 1 Yr	1.01
			Beta 3 Yr	0.96
			Downcapture Ratio 1 Yr	138.49
			Downcapture Ratio 3 Yr	104.45
			Upcapture ratio 1 Yr	88.44
			Upcapture ratio 3 Yr	96.46
			P/B Ratio	4.85
			P/E Ratio	41.48

Composition



40.72%
Large Cap



31.35%
Mid Cap



18.27%
Small Cap



8.87%
Cash Equivalent

Fund Manager



Dhaval Mehta



Salvin Shah

Fee Structure

Fixed Fee		Variable Fee		Exit Load	
AMC	2.50%	AMC	No	1st Year	3.00%
		Hurdle	12.00%	2nd Year	2.00%
		Profit Sharing	20% Profit Sharing above 12% hurdle	3rd Year	1.00%



BENCHMARK
S&P BSE 500 Index



INCEPTION
3 August, 2023



INVESTMENT
Athena Absolute Return
Fund



AUM (₹ CR)
70.00



FACTSHEET DATE
31 December 2025

	Investment Approach	Benchmark	Portfolio Characteristics	
1 Month	0.28%	N/A	Portfolio Age	2 Years 4 Months
3 Month	2.79%	N/A	Sharpe Ratio 1 Yr	-0.08
6 Month	3.30%	N/A	Beta 1 Yr	0.30
1 Year	5.23%	N/A	Downcapture Ratio 1 Yr	22.43
Since Inception	8.06%	N/A	Upcapture ratio 1 Yr	36.26

Fund Manager



Vineet Bagri



Rajesh Aynor

Fee Structure

Fixed Fee		Variable Fee		Exit Load	
AMC	No Option	AMC	No Option	1st Year	0.00%
		Hurdle	No Option	2nd Year	0.00%
		Profit Sharing	No Option	3rd Year	0.00%



BENCHMARK
S&P BSE 500 - TRI



INCEPTION
16 May, 2023



INVESTMENT
AAA India Equity Fund
(AAA AIF - CAT III)



AUM (₹ CR)
548.92



FACTSHEET DATE
28 February 2026

Investment Approach		Benchmark	Portfolio Characteristics	
1 Month	0.26%	0.50%	Portfolio Age	2 Years 9 Months
3 Month	-4.06%	-3.10%	Sharpe Ratio 1 Yr	-0.61
6 Month	0.55%	3.20%		
1 Year	13.21%	17.30%		
Since Inception	16.28%	16.33%		

Composition



59.82%
Large Cap



13.10%
Mid Cap



16.16%
Small Cap



10.93%
Cash Equivalent

Fund Manager



Rajesh Kothari

Fee Structure

Exit Load	
1st Year	1%
2nd Year	Nil
3rd Year	Nil


BENCHMARK
S&P BSE 500 Total Return
Index


INCEPTION
1 January, 2020


INVESTMENT
GUARDIAN CAPITAL
PARTNERS FUND
OPPORTUNITIES
SCHEME


AUM (₹ CR)
NA


FACTSHEET DATE
30 November 2025

	Investment Approach	Benchmark	Portfolio Characteristics	
1 Month	0.25%	2.11%	Total Number of Stocks	24
3 Month	6.54%	7.39%	Average Market Cap	353878.92 CR
6 Month	5.46%	5.23%	Portfolio Age	5 Years 10 Months
1 Year	8.93%	7.40%	Sharpe Ratio 1 Yr	0.30
3 Year	20.51%	10.75%	Sharpe Ratio 3 Yr	1.15
5 Year	22.74%	14.19%	Beta 1 Yr	0.82
Since Inception	30.48%	13.15%	Beta 3 Yr	0.70
			Downcapture Ratio 1 Yr	85.01
			Downcapture Ratio 3 Yr	46.51
			Upcapture ratio 1 Yr	98.78
			Upcapture ratio 3 Yr	92.42
			P/B Ratio	2.81
			P/E Ratio	21.72

Composition



55.54%
Large Cap



7.98%
Mid Cap



28.65%
Small Cap



7.83%
Cash Equivalent

Fund Manager



Manav Saraf

Kabir Kewalramani

Fee Structure

Fixed Fee		Variable Fee		Exit Load	
AMC	No Option	AMC	No Option	1st Year	3.00%
		Hurdle	No Option	2nd Year	2.00%
		Profit Sharing	10% Performance Fee	3rd Year	1.00%


BENCHMARK
NIFTY 500 Total Return
Index


INCEPTION
8 September, 2023

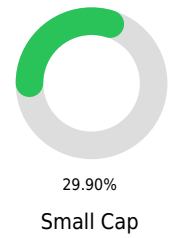
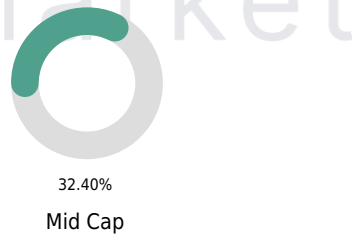
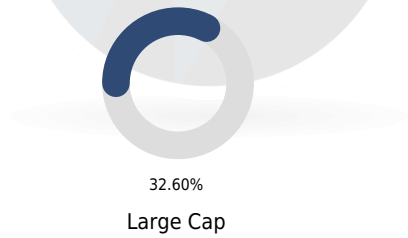

INVESTMENT
Swyom India Alpha Fund


AUM (₹ CR)
NA


FACTSHEET DATE
28 February 2026

	Investment Approach	Benchmark	Portfolio Characteristics	
1 Month	0.25%	0.45%	Portfolio Age	2 Years 5 Months
3 Month	-10.19%	-3.09%	Sharpe Ratio 1 Yr	-0.38
6 Month	-9.44%	3.41%	Beta 1 Yr	1.13
1 Year	8.47%	17.62%	Downcapture Ratio 1 Yr	181.31
3 Year	N/A	17.96%	Upcapture ratio 1 Yr	53.17
5 Year	N/A	14.87%		
Since Inception	31.88%	12.03%		

Composition



Fund Manager

Radha Raman Agarwal

Sweta Agarwal

Fee Structure

Fixed Fee		Variable Fee		Exit Load	
AMC	No Option	AMC	No Option	1st Year	3.00%
		Hurdle	No Option	2nd Year	2.00%
		Profit Sharing	No Option	3rd Year	1.00%

BENCHMARK
S&P BSE 200 Total Return
Index

INCEPTION
1 July, 2021

INVESTMENT
360 One -Turnaround
Opportunities Fund

AUM (₹ CR)
1062.98

FACTSHEET DATE
28 February 2026

	Investment Approach	Benchmark	Portfolio Characteristics	
1 Month	0.07%	3.02%	Total Number of Stocks	53
3 Month	-5.78%	-0.58%	Average Market Cap	284823.95 CR
6 Month	-1.05%	4.21%	Portfolio Age	4 Years 7 Months
1 Year	11.80%	15.22%	Sharpe Ratio 1 Yr	0.59
3 Year	18.23%	17.41%	Sharpe Ratio 3 Yr	0.82
5 Year	N/A	14.70%	Beta 1 Yr	0.95
Since Inception	14.98%	15.12%	Beta 3 Yr	1.01
			Downcapture Ratio 1 Yr	121.39
			Downcapture Ratio 3 Yr	109.60
			Upcapture ratio 1 Yr	86.09
			Upcapture ratio 3 Yr	107.60
			P/B Ratio	4.22
			P/E Ratio	39.57

Composition



38.45%
Large Cap



14.81%
Mid Cap



45.60%
Small Cap



1.14%
Cash Equivalent

Fund Manager



Mr. Mehul Jani

Fee Structure

Fixed Fee		Variable Fee		Exit Load	
AMC	No Option	AMC	No Option	1st Year	0.00%
		Hurdle	No Option	2nd Year	0.00%
		Profit Sharing	No Option	3rd Year	0.00%


BENCHMARK
S&P BSE 500 Total Return
Index


INCEPTION
1 January, 2020


INVESTMENT
GUARDIAN CAPITAL
PARTNERS FUND -
OPPORTUNITIES
SCHEME


AUM (₹ CR)
NA


FACTSHEET DATE
28 February 2026

	Investment Approach	Benchmark	Portfolio Characteristics	
1 Month	0.07%	0.45%	Total Number of Stocks	26
3 Month	-2.16%	-3.13%	Average Market Cap	308441.07 CR
6 Month	4.24%	3.24%	Portfolio Age	6 Years 1 Month
1 Year	19.85%	17.30%	Sharpe Ratio 1 Yr	1.38
3 Year	19.73%	17.66%	Sharpe Ratio 3 Yr	1.11
5 Year	15.98%	N/A	Beta 1 Yr	0.85
Since Inception	28.62%	11.63%	Beta 3 Yr	0.76
			Downcapture Ratio 1 Yr	65.67
			Downcapture Ratio 3 Yr	61.64
			Upcapture ratio 1 Yr	97.26
			Upcapture ratio 3 Yr	92.00
			P/B Ratio	2.71
			P/E Ratio	20.49

Composition



54.53%
Large Cap



5.08%
Mid Cap



33.71%
Small Cap



10.37%
Cash Equivalent

Fund Manager



Manav Saraf



Kabir Kewalaramani

Fee Structure

Fixed Fee		Variable Fee		Exit Load	
AMC	No Option	AMC	No Option	1st Year	3.00%
		Hurdle	No Option	2nd Year	2.00%
		Profit Sharing	10% Performance Fee	3rd Year	1.00%

BENCHMARK
S&P BSE 500 Total Return
Index

INCEPTION
17 March, 2022

INVESTMENT
Incred-Emerging Business
Fund

AUM (₹ CR)
465.00

FACTSHEET DATE
28 February 2026

	Investment Approach	Benchmark
1 Month	0.04%	0.45%
3 Month	-12.28%	-3.13%
6 Month	-6.83%	3.24%
1 Year	5.88%	17.30%
3 Year	14.57%	17.66%
Since Inception	13.19%	13.61%

Portfolio Characteristics	
Total Number of Stocks	26
Average Market Cap	28544.38 CR
Portfolio Age	3 Years 11 Months
Sharpe Ratio 1 Yr	0.11
Sharpe Ratio 3 Yr	0.69
Beta 1 Yr	0.93
Beta 3 Yr	0.99
Downcapture Ratio 1 Yr	140.42
Downcapture Ratio 3 Yr	96.16
Upcapture ratio 1 Yr	74.45
Upcapture ratio 3 Yr	97.24
P/B Ratio	2.72
P/E Ratio	21.61

Composition



8.51%
Large Cap



5.47%
Mid Cap



84.11%
Small Cap



1.91%
Cash Equivalent

Fund Manager



Mrinal Singh

Fee Structure

Fixed Fee		Variable Fee		Exit Load	
AMC	No Option	AMC	No Option	1st Year	0.00%
		Hurdle	No Option	2nd Year	0.00%
		Profit Sharing	No Option	3rd Year	0.00%


BENCHMARK
S&P BSE 500 Total Return
Index


INCEPTION
1 August, 2021


INVESTMENT
BCAD


AUM (₹ CR)
NA


FACTSHEET DATE
28 February 2026

	Investment Approach	Benchmark	Portfolio Characteristics	
1 Month	0.04%	0.45%	Portfolio Age	4 Years 6 Months
3 Month	-4.25%	-3.13%	Sharpe Ratio 1 Yr	0.54
6 Month	-0.45%	3.24%	Sharpe Ratio 3 Yr	0.57
1 Year	13.53%	17.30%	Beta 1 Yr	0.98
3 Year	15.00%	17.66%	Beta 3 Yr	0.94
Since Inception	11.70%	14.43%	Downcapture Ratio 1 Yr	130.72
			Downcapture Ratio 3 Yr	98.31
			Upcapture ratio 1 Yr	89.22
			Upcapture ratio 3 Yr	83.63

Fund Manager



BAIDIK SARKAR

Fee Structure

Fixed Fee		Variable Fee		Exit Load	
AMC	No option	AMC	No option	1st Year	NO OPTION
		Hurdle	No option	2nd Year	NO OPTION
				3rd Year	NO OPTION


BENCHMARK
S&P BSE 200 Index


INCEPTION
2 September, 2024


INVESTMENT
VQ FasterCAP Fund


AUM (₹ CR)
NA


FACTSHEET DATE
28 February 2026

	Investment Approach	Benchmark	Portfolio Characteristics	
1 Month	0.04%	0.38%	Average Market Cap	41745.87 CR
3 Month	-10.07%	-2.95%	Portfolio Age	1 Year 5 Months
6 Month	-14.51%	3.96%	Sharpe Ratio 1 Yr	-0.37
1 Year	-1.14%	16.01%	Beta 1 Yr	1.21
3 Year	N/A	16.03%	Downcapture Ratio 1 Yr	168.00
5 Year	N/A	13.06%	Upcapture ratio 1 Yr	58.72
Since Inception	0.42%	-1.17%		

Composition



Fund Manager
Ravi Dharamshi

Fee Structure

Fixed Fee		Variable Fee		Exit Load	
AMC	No Option	AMC	No Option	1st Year	1.00%
		Hurdle	No Option	2nd Year	1.00%
		Profit Sharing	No Option	3rd Year	NIL

BENCHMARK
NIFTY India Manufacturing
Index

INCEPTION
3 October, 2022

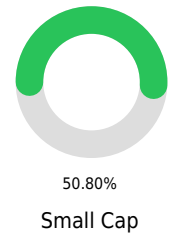
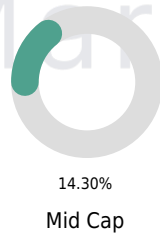
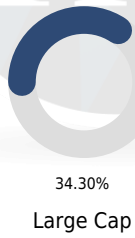
INVESTMENT
Emkay Emerging Stars
Fund - V

AUM (₹ CR)
154.69

FACTSHEET DATE
31 December 2025

	Investment Approach	Benchmark	Portfolio Characteristics	
1 Month	0.01%	0.70%	Average Market Cap	179120 CR
3 Month	5.49%	4.36%	Portfolio Age	3 Years 2 Months
6 Month	7.34%	5.94%	Sharpe Ratio 1 Yr	0.48
1 Year	12.58%	11.50%	Sharpe Ratio 3 Yr	0.53
3 Year	12.06%	23.20%		
Since Inception	11.30%	22.01%		

Composition



Fund Manager



Sachin Shah

Fee Structure

Fixed Fee		Variable Fee		Exit Load	
AMC	NO OPTION	AMC	NO OPTION	1st Year	Nil
		Hurdle	NO OPTION	2nd Year	Nil
				3rd Year	Nil



BENCHMARK
Not Available



INCEPTION
1 April, 2025



INVESTMENT
Franklin India Credit AIF
- Scheme I



AUM (₹ CR)
NA



FACTSHEET DATE
31 January 2026

Investment Approach

Benchmark

Portfolio Characteristics

Portfolio Age

9 Months

Fund Manager

Santosh Das Kamath

Arun Gupta

Fee Structure

Exit Load

1st Year

No Option

2nd Year

No Option

3rd Year

No Option



BENCHMARK
Not Available



INCEPTION
1 January, 2025



INVESTMENT
Nine Rivers Aurum
Rising India Fund



AUM (₹ CR)
NA



FACTSHEET DATE
31 January 2026

Investment Approach

Benchmark

Portfolio Characteristics

Portfolio Age

1 Year

Fund Manager



Sandeep Daga

Fee Structure

Exit Load

1st Year

No Option

2nd Year

No Option

3rd Year

No Option



BENCHMARK
Not Available



INCEPTION
1 March, 2025



INVESTMENT
Aikyam Stressed Assets
Fund I



AUM (₹ CR)
NA



FACTSHEET DATE
31 January 2026

Investment Approach

Benchmark

Portfolio Characteristics

Portfolio Age

10 Months

Fund Manager

Vishal Goradia

Fee Structure

Exit Load

1st Year

No Option

2nd Year

No Option

3rd Year

No Option



BENCHMARK
Not Available



INCEPTION
1 November, 2025



INVESTMENT
Equanimity Ventures Trust
III



AUM (₹ CR)
NA



FACTSHEET DATE
31 January 2026

Investment Approach

Benchmark

Portfolio Characteristics

Portfolio Age

2 Months

Fund Manager

Rajesh Sehgal

Fee Structure

Exit Load

1st Year

No Option

2nd Year

No Option

3rd Year

No Option



BENCHMARK
Not Available



INCEPTION
1 November, 2025



INVESTMENT
Beyondseed Angel Fund I



AUM (₹ CR)
NA



FACTSHEET DATE
31 January 2026

Investment Approach

Benchmark

Portfolio Characteristics

Portfolio Age

2 Months

Fund Manager

Radhika Jain

Kuldeep Mirani

Fee Structure

Exit Load

1st Year

No Option

2nd Year

No Option

3rd Year

No Option



BENCHMARK
Not Available



INCEPTION
29 November, 2024



INVESTMENT
Morphosis Venture Capital
Trust



AUM (₹ CR)
NA



FACTSHEET DATE
31 December 2025

Investment Approach

Benchmark

Portfolio Characteristics

Portfolio Age

1 Year 1 Month

Fund Manager

Narayanan Muralidharan

Fee Structure

Exit Load

1st Year

No Option

2nd Year

No Option

3rd Year

No Option



BENCHMARK
Not Available



INCEPTION
1 January, 2025



INVESTMENT
Invicta Continuum Fund - I



AUM (₹ CR)
NA



FACTSHEET DATE
31 January 2026

Investment Approach

Benchmark

Portfolio Characteristics

Portfolio Age

1 Year

Fund Manager

Hemant Gadodia

Fee Structure

Exit Load

1st Year

No Option

2nd Year

No Option

3rd Year

No Option



BENCHMARK
Not Available



INCEPTION
1 January, 2025



INVESTMENT
Lead Angels Fund



AUM (₹ CR)
NA



FACTSHEET DATE
31 January 2026

Investment Approach

Benchmark

Portfolio Characteristics

Portfolio Age

1 Year

Fund Manager

Sushanto Mitra

Hanuman Tripathi

Fee Structure

Exit Load

1st Year

No Option

2nd Year

No Option

3rd Year

No Option



BENCHMARK
Not Available



INCEPTION
1 January, 2025



INVESTMENT
ValueQuest Tristar Fund



AUM (₹ CR)
NA



FACTSHEET DATE
31 January 2026

Investment Approach

Benchmark

Portfolio Characteristics

Portfolio Age

1 Year

Fund Manager

Aniket Dharamshi

Arvind Ananthanarayanan

Fee Structure

Exit Load

1st Year

No Option

2nd Year

No Option

3rd Year

No Option



BENCHMARK
Not Available



INCEPTION
1 January, 2025



INVESTMENT
Varanium Venture Debt
Fund



AUM (₹ CR)
NA



FACTSHEET DATE
31 January 2026

Investment Approach

Benchmark

Portfolio Characteristics

Portfolio Age

1 Year

Fund Manager

Nawal Bachhuka

Fee Structure

Exit Load

1st Year

No Option

2nd Year

No Option

3rd Year

No Option



BENCHMARK
Not Available



INCEPTION
1 July, 2025



INVESTMENT
RMS Growth Fund Scheme
1



AUM (₹ CR)
NA



FACTSHEET DATE
31 January 2026

Investment Approach

Benchmark

Portfolio Characteristics

Portfolio Age

6 Months

Fund Manager

Rohit Ramasubramanian

Manish Lalwani

Soumil Agrawal

Fee Structure

Exit Load

1st Year

No Option

2nd Year

No Option

3rd Year

No Option



BENCHMARK
Not Available



INCEPTION
1 May, 2025



INVESTMENT
Neo Secondaries Fund



AUM (₹ CR)
NA



FACTSHEET DATE
31 January 2026

Investment Approach

Benchmark

Portfolio Characteristics

Portfolio Age

8 Months

Fund Manager

Nitin Agarwal

Fee Structure

Exit Load

1st Year

No Option

2nd Year

No Option

3rd Year

No Option


BENCHMARK
Not Available


INCEPTION
1 April, 2025


INVESTMENT
India Growth Fund I


AUM (₹ CR)
NA


FACTSHEET DATE
31 January 2026

Investment Approach

Benchmark

Portfolio Characteristics

Portfolio Age

9 Months

Fund Manager

Ashwani Singh

Milan Sharma

Fee Structure

Exit Load

1st Year

No Option

2nd Year

No Option

3rd Year

No Option



BENCHMARK
Not Available



INCEPTION
1 January, 2025



INVESTMENT
NovumLake Property Fund



AUM (₹ CR)
NA



FACTSHEET DATE
31 January 2026

Investment Approach

Benchmark

Portfolio Characteristics

Portfolio Age

1 Year

Fund Manager

Mitesh Agrawal

Fee Structure

Exit Load

1st Year

No Option

2nd Year

No Option

3rd Year

No Option


BENCHMARK
Not Available


INCEPTION
1 July, 2023


INVESTMENT
NV CAPITAL Scheme 1


AUM (₹ CR)
NA


FACTSHEET DATE
31 January 2026

Investment Approach

Benchmark

Portfolio Characteristics

Portfolio Age

2 Years 6 Months

Fund Manager

Nitin Menon

Vivek Menon

Fee Structure

Exit Load

1st Year

No Option

2nd Year

No Option

3rd Year

No Option



BENCHMARK
Not Available



INCEPTION
1 January, 2025



INVESTMENT
Vivriti Diversified Bond
Fund - II



AUM (₹ CR)
NA



FACTSHEET DATE
31 January 2026

Investment Approach

Benchmark

Portfolio Characteristics

Portfolio Age

1 Year

Fund Manager

Soumendra Ghosh

Fee Structure

Exit Load

1st Year

No Option

2nd Year

No Option

3rd Year

No Option



BENCHMARK
Not Available



INCEPTION
1 May, 2025



INVESTMENT
Meenakshi Real Assets
Fund



AUM (₹ CR)
NA



FACTSHEET DATE
31 January 2026

Investment Approach

Benchmark

Portfolio Characteristics

Portfolio Age

8 Months

Fund Manager

Amit Upadhyay

Fee Structure

Exit Load

1st Year

No Option

2nd Year

No Option

3rd Year

No Option



BENCHMARK
Not Available



INCEPTION
1 December, 2024



INVESTMENT
Getfive Opportunity Fund I



AUM (₹ CR)
NA



FACTSHEET DATE
31 January 2026

Investment Approach

Benchmark

Portfolio Characteristics

Portfolio Age

1 Year 1 Month

Fund Manager

Shrikant Goyal

Fee Structure

Exit Load

1st Year

No Option

2nd Year

No Option

3rd Year

No Option



BENCHMARK
Not Available



INCEPTION
1 January, 2025



INVESTMENT
Mavenark Credit and
Growth Fund (MCG)
Series I



AUM (₹ CR)
NA



FACTSHEET DATE
31 January 2026

Investment Approach

Benchmark

Portfolio Characteristics

Portfolio Age

1 Year

Fund Manager

Phanisekhar Ponangi

Fee Structure

Exit Load

1st Year

No Option

2nd Year

No Option

3rd Year

No Option


BENCHMARK
Not Available

INCEPTION
1 July, 2025

INVESTMENT
ElementOne Credit
Opportunities Fund

AUM (₹ CR)
NA

FACTSHEET DATE
31 January 2026

Investment Approach
Benchmark
Portfolio Characteristics

Portfolio Age

6 Months

Fund Manager

Amit Sanan

Puneet Aggarwal

Fee Structure

Exit Load

1st Year

No Option

2nd Year

No Option

3rd Year

No Option



BENCHMARK
Not Available



INCEPTION
1 December, 2024



INVESTMENT
Niveshaay Sambhav Fund



AUM (₹ CR)
NA



FACTSHEET DATE
31 January 2026

Investment Approach

Benchmark

Portfolio Characteristics

Portfolio Age

1 Year 1 Month

Fund Manager

Arvind Kothari

Fee Structure

Exit Load

1st Year

No Option

2nd Year

No Option

3rd Year

No Option



BENCHMARK
Not Available



INCEPTION
1 January, 2025



INVESTMENT
Kotak Life Sciences Fund
(KLSF I)



AUM (₹ CR)
NA



FACTSHEET DATE
31 January 2026

Investment Approach

Benchmark

Portfolio Characteristics

Portfolio Age

1 Year

Fund Manager

Dr.Ashish Ranja

Fee Structure

Exit Load

1st Year

No Option

2nd Year

No Option

3rd Year

No Option



BENCHMARK
Not Available



INCEPTION
1 November, 2025



INVESTMENT
Nippon India Credit
Opportunities AIF -
Scheme 2



AUM (₹ CR)
NA



FACTSHEET DATE
31 January 2026

Investment Approach

Benchmark

Portfolio Characteristics

Portfolio Age

2 Months

Fund Manager

Ashish Jalan

Rahul Apte

Fee Structure

Exit Load

1st Year

No Option

2nd Year

No Option

3rd Year

No Option

BENCHMARK
S&P BSE 500 Total Return
Index

INCEPTION
13 July, 2023

INVESTMENT
Singularity Equity Fund I

AUM (₹ CR)
NA

FACTSHEET DATE
28 February 2026

	Investment Approach	Benchmark	Portfolio Characteristics	
1 Month	N/A	0.45%	Portfolio Age	2 Years 7 Months
3 Month	-6.72%	-3.13%	Sharpe Ratio 1 Yr	3.36
6 Month	-4.65%	3.24%	Beta 1 Yr	0.54
1 Year	24.12%	17.30%		
3 Year	N/A	17.66%		
Since Inception	38.34%	11.77%		

Composition



Fund Manager



Mr V Ramanan

Fee Structure

Fixed Fee		Variable Fee		Exit Load	
AMC	No option	AMC	1.50%	1st Year	NO OPTION
		Hurdle	10%	2nd Year	NO OPTION
				3rd Year	NO OPTION



BENCHMARK
Not Available



INCEPTION
1 July, 2025



INVESTMENT
Equentis Growth Fund-
Series I



AUM (₹ CR)
NA



FACTSHEET DATE
31 January 2026

Investment Approach

Benchmark

Portfolio Characteristics

Portfolio Age

6 Months

Fund Manager

Parvati Rai

Fee Structure

Exit Load

1st Year

Nil

2nd Year

Nil

3rd Year

Nil



BENCHMARK
Not Available



INCEPTION
1 January, 2025



INVESTMENT
ASK Real Estate
Special Situations Fund
- III



AUM (₹ CR)
NA



FACTSHEET DATE
31 January 2026

Investment Approach

Benchmark

Portfolio Characteristics

Portfolio Age

1 Year

Fund Manager

Sunil Rohokale

Lakshminpathi Chockalingam

Bhavin Jain

Fee Structure

Exit Load

1st Year

No Option

2nd Year

No Option

3rd Year

No Option


BENCHMARK
Not Available


INCEPTION
1 February, 2025


INVESTMENT
Venture X Fund I


AUM (₹ CR)
NA


FACTSHEET DATE
31 January 2026

Investment Approach

Benchmark

Portfolio Characteristics

Portfolio Age

11 Months

Fund Manager

Maneesh Nath

Fee Structure

Exit Load

1st Year

No Option

2nd Year

No Option

3rd Year

No Option



BENCHMARK
Not Available



INCEPTION
1 January, 2023



INVESTMENT
Unicorn India Ventures
Fund III



AUM (₹ CR)
NA



FACTSHEET DATE
31 January 2026

Investment Approach

Benchmark

Portfolio Characteristics

Portfolio Age

3 Years

Fund Manager

Fee Structure

Exit Load

1st Year

No Option

2nd Year

No Option

3rd Year

No Option


BENCHMARK
Not Available


INCEPTION
1 May, 2024


INVESTMENT
India Discovery Fund II


AUM (₹ CR)
NA


FACTSHEET DATE
31 January 2026

Investment Approach

Benchmark

Portfolio Characteristics

Portfolio Age

1 Year 8 Months

Fund Manager

Ashwani Singh

Milan Sharma

Fee Structure

Exit Load

1st Year

No Option

2nd Year

No Option

3rd Year

No Option



BENCHMARK
S&P BSE 500 Total Return
Index



INCEPTION
2 May, 2023



INVESTMENT
InCred Liquid Alternative
Fund - I



AUM (₹ CR)
NA



FACTSHEET DATE
31 August 2025

	Investment Approach	Benchmark	Portfolio Characteristics	
1 Month	-0.07%	-0.11%	Portfolio Age	2 Years 3 Months
3 Month	0.24%	1.13%		
6 Month	0.86%	4.30%		
1 Year	6.19%	8.11%		
Since Inception	9.70%	7.74%		

Fund Manager
Rishi Kohli

Fee Structure

Fixed Fee		Variable Fee		Exit Load	
AMC	No Option	AMC	No Option	1st Year	0.00%
		Hurdle	No Option	2nd Year	0.00%
		Profit Sharing	No Option	3rd Year	0.00%


BENCHMARK
NSE Multi Asset Index 1

INCEPTION
31 July, 2022

INVESTMENT
Pace 360 Investment Trust

AUM (₹ CR)
12.00

FACTSHEET DATE
30 November 2023

	Investment Approach	Benchmark	Portfolio Characteristics	
1 Month	-0.07%	4.44%	Portfolio Age	1 Year 4 Months
3 Month	1.56%	4.02%	P/B Ratio	0.00
6 Month	3.59%	8.41%	P/E Ratio	0.00
1 Year	11.70%	9.51%		
Since Inception	11.31%	13.39%		

Fund Manager
Amit Goel
Fee Structure

Fixed Fee		Variable Fee	
AMC	2.50%	AMC	1.00%
		Hurdle	7.50% or Benchmark
		Profit Sharing	15% Profit Sharing above 7.50% Hurdle or Benchmark

BENCHMARK
S&P BSE 200 Index

INCEPTION
1 April, 2019

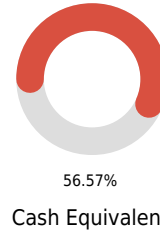
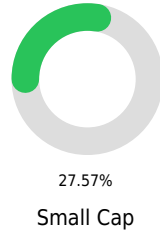
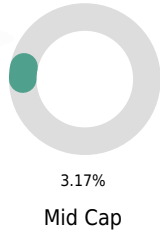
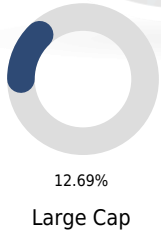
INVESTMENT
Shepherd's Hill
Private Investment
Fund

AUM (₹ CR)
157.84

FACTSHEET DATE
28 February 2026

	Investment Approach	Benchmark	Portfolio Characteristics	
1 Month	-0.09%	0.38%	Total Number of Stocks	16
3 Month	0.01%	-2.95%	Average Market Cap	45139.44 CR
6 Month	0.91%	3.96%	Portfolio Age	6 Years 10 Months
1 Year	13.03%	16.01%	Sharpe Ratio 1 Yr	0.54
3 Year	32.86%	16.03%	Sharpe Ratio 3 Yr	1.74
5 Year	27.26%	13.06%	Beta 1 Yr	0.55
Since Inception	19.63%	13.32%	Beta 3 Yr	0.59
			Downcapture Ratio 1 Yr	60.88
			Downcapture Ratio 3 Yr	-12.41
			Upcapture ratio 1 Yr	51.83
			Upcapture ratio 3 Yr	105.08

Composition



Fund Manager



Rishi Gupta

Fee Structure

Fixed Fee		Variable Fee		Exit Load	
AMC	No Option	AMC	No Option	1st Year	10.00%
		Hurdle	6.00%	2nd Year	8.00%
		Profit Sharing	No Option	3rd Year	6.00%

BENCHMARK
S&P BSE 200 Index

INCEPTION
31 January, 2024

INVESTMENT
ASK Absolute Return Fund

AUM (₹ CR)
NA

FACTSHEET DATE
28 February 2026

	Investment Approach	Benchmark	Portfolio Characteristics	
1 Month	-0.13%	0.38%	Portfolio Age	2 Years 1 Month
3 Month	0.84%	-2.95%	Sharpe Ratio 1 Yr	1.40
6 Month	3.68%	3.96%	Beta 1 Yr	0.00
1 Year	7.37%	16.01%	Downcapture Ratio 1 Yr	-26.10
3 Year	N/A	16.03%	Upcapture ratio 1 Yr	24.14
5 Year	N/A	13.06%		
Since Inception	12.49%	N/A		

Fund Manager



Vaibhav Sanghavi



Piyush Shah

Fee Structure

Fixed Fee		Variable Fee		Exit Load	
AMC	1.75%	AMC	1.00%	1st Year	0.00%
		Hurdle	HDFC Bank FD+ 25 bps	2nd Year	0.00%
				3rd Year	0.00%
		Profit Sharing	20% Profit sharing above HDFC Bank FD+ 25 bps		



BENCHMARK

NIFTY Smallcap 250 Index



INCEPTION

8 November, 2024



INVESTMENT

Aarth.AIF Growth Fund



AUM (₹ CR)

487.69



FACTSHEET DATE

28 February 2026

	Investment Approach	Benchmark	Portfolio Characteristics	
1 Month	-0.15%	0.74%	Average Market Cap	662.46 CR
3 Month	-11.95%	-5.09%	Portfolio Age	1 Year 3 Months
6 Month	-9.65%	-5.69%	Sharpe Ratio 1 Yr	0.87
1 Year	0.99%	-5.15%	Beta 1 Yr	2.01
Since Inception	16.41%	-15.73%	Downcapture Ratio 1 Yr	42.38
			Upcapture ratio 1 Yr	195.99

Composition



97%

Small Cap



3%

Cash Equivalent

Fund Manager



Adheesh Kabra



Rishi Agarwal

Fee Structure

Fixed Fee		Variable Fee		Exit Load	
AMC	No option	AMC	No option	1st Year	0.00%
		Hurdle	12%	2nd Year	0.00%
				3rd Year	0.00%


BENCHMARK
NIFTY 50 Index


INCEPTION
14 March, 2019


INVESTMENT
Aequitas - Equity Scheme I


AUM (₹ CR)
1312.76


FACTSHEET DATE
28 February 2026

	Investment Approach	Benchmark	Portfolio Characteristics	
1 Month	-0.20%	-0.56%	Average Market Cap	6088.72 CR
3 Month	-0.39%	-3.91%	Portfolio Age	6 Years 11 Months
6 Month	0.57%	3.08%	Sharpe Ratio 1 Yr	-1.58
1 Year	2.63%	13.80%	Sharpe Ratio 3 Yr	1.08
3 Year	23.61%	13.31%	Beta 1 Yr	0.08
5 Year	33.19%	11.63%	Beta 3 Yr	0.61
Since Inception	21.88%	12.13%	Downcapture Ratio 1 Yr	5.76
			Downcapture Ratio 3 Yr	5.97
			Upcapture ratio 1 Yr	13.62
			Upcapture ratio 3 Yr	99.64

Composition



6.82%
Small Cap



93.18%
Cash Equivalent

Fund Manager



Siddhartha Bhaiya

Fee Structure

Fixed Fee		Variable Fee		Exit Load	
AMC	2.00%	AMC	NIL	1st Year	NA
		Hurdle	NIL	2nd Year	NA
		Profit Sharing	10% Profit Sharing	3rd Year	NA



BENCHMARK
NIFTY 200 Index



INCEPTION
28 September, 2022



INVESTMENT
VOLVIN GROWTH FUND -
ACTIVE RABBIT



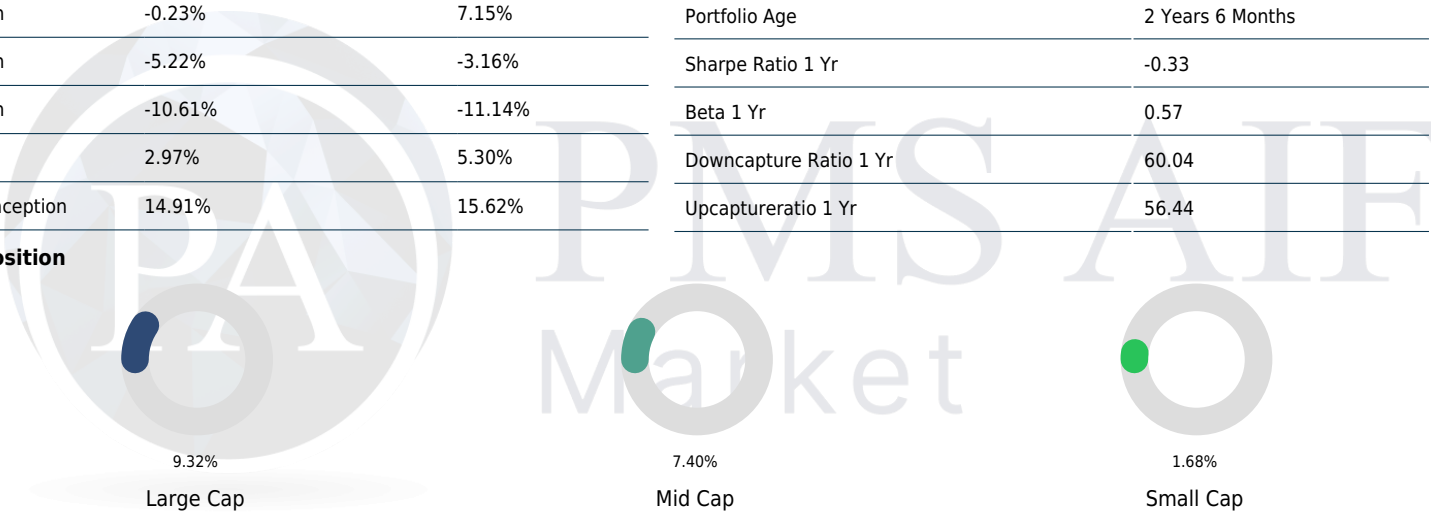
AUM (₹ CR)
NA



FACTSHEET DATE
31 March 2025

	Investment Approach	Benchmark	Portfolio Characteristics	
1 Month	-0.23%	7.15%	Portfolio Age	2 Years 6 Months
3 Month	-5.22%	-3.16%	Sharpe Ratio 1 Yr	-0.33
6 Month	-10.61%	-11.14%	Beta 1 Yr	0.57
1 Year	2.97%	5.30%	Downcapture Ratio 1 Yr	60.04
Since Inception	14.91%	15.62%	Upcapture ratio 1 Yr	56.44

Composition



Fund Manager
VINEET JAIN

Fee Structure

Fixed Fee		Variable Fee		Exit Load	
AMC	2.25%	AMC	No Option	2nd Year	0%
		Hurdle	12% & 24%	3rd Year	0%
		Profit Sharing	Profit Sharing 12% above 12% hurdle and Profit Sharing 24% above 24% Hurdle		


BENCHMARK
S&P BSE 200 Index


INCEPTION
14 January, 2022


INVESTMENT
Purnartha AIF - Series 1


AUM (₹ CR)
NA


FACTSHEET DATE
31 May 2024

	Investment Approach	Benchmark	Portfolio Characteristics	
1 Month	-0.29%	0.51%	Portfolio Age	2 Years 4 Months
3 Month	4.43%	5.04%	Sharpe Ratio 1 Yr	1.59
6 Month	7.91%	17.32%	Beta 1 Yr	0.70
1 Year	25.49%	33.85%	Downcapture Ratio 1 Yr	100.68
Since Inception	12.02%	13.16%	Upcapture ratio 1 Yr	71.56

Composition



-6.13%

Cash Equivalent

Fund Manager
Manish Palande

Fee Structure

Fixed Fee		Variable Fee	
AMC	No Option	AMC	No Option
		Hurdle	No Option
		Profit Sharing	No Option

BENCHMARK
S&P BSE 500 Index

INCEPTION
5 December, 2018

INVESTMENT
Accuracap - AlphaGen Next

AUM (₹ CR)
NA

FACTSHEET DATE
28 February 2026

	Investment Approach	Benchmark	Portfolio Characteristics	
1 Month	-0.30%	0.45%	Portfolio Age	7 Years 2 Months
3 Month	-4.30%	-3.13%	Sharpe Ratio 1 Yr	0.20
6 Month	-1.90%	3.24%	Sharpe Ratio 3 Yr	0.51
1 Year	6.90%	17.30%	Beta 1 Yr	0.98
3 Year	11.30%	17.67%	Beta 3 Yr	0.88
5 Year	8.00%	13.40%	Downcapture Ratio 1 Yr	113.18
Since Inception	9.40%	13.70%	Downcapture Ratio 3 Yr	90.87
			Upcapture ratio 1 Yr	66.90
			Upcapture ratio 3 Yr	76.24

Composition



65.96%
Large Cap



19.84%
Mid Cap



14.07%
Small Cap



0.13%
Cash Equivalent

Fund Manager

Naresh Gupta



Raman Nagpal

Fee Structure

Fixed Fee		Variable Fee		Exit Load	
AMC	2.50%	AMC	1.50%	1st Year	NO OPTION
		Hurdle	12.00%	2nd Year	NO OPTION
		Profit Sharing	20% Profit Sharing Over 12% Hurdle Rate	3rd Year	NO OPTION


BENCHMARK
NIFTY 50 Total Return Index

INCEPTION
1 May, 2022

INVESTMENT
Aventus Market Neutral
Return Fund

AUM (₹ CR)
NA

FACTSHEET DATE
31 December 2023

	Investment Approach	Benchmark	Portfolio Characteristics	
1 Month	-0.33%	7.94%	Portfolio Age	1 Year 7 Months
3 Month	0.42%	10.85%	Sharpe Ratio 1 Yr	-2.04
6 Month	-1.73%	13.81%	Beta 1 Yr	0.11
1 Year	-1.57%	21.30%	P/B Ratio	0.00
Since Inception	3.25%	29.78%	P/E Ratio	0.00

Composition

Fund Manager
Mehul Patel
Gaurik Shah
Fee Structure

Fixed Fee		Variable Fee	
AMC	No Option	AMC	No Option
		Hurdle	No Option
		Profit Sharing	No Option



BENCHMARK
Nifty SME Emerge



INCEPTION
5 June, 2024



INVESTMENT
CCV EMERGING
OPPORTUNITIES FUND-I



AUM (₹ CR)
NA



FACTSHEET DATE
28 February 2026

	Investment Approach	Benchmark	Portfolio Characteristics	
1 Month	-0.33%	-0.90%	Portfolio Age	1 Year 8 Months
3 Month	-13.43%	-17.01%	Sharpe Ratio 1 Yr	0.01
6 Month	-15.17%	-15.91%		
1 Year	3.26%	0.28%		
Since Inception	25.08%	0.49%		

Composition



1.41%
Mid Cap



84.34%
Small Cap



14.25%
Cash Equivalent

Fund Manager



Sahil Garg

Fee Structure

Fixed Fee		Variable Fee		Exit Load	
AMC	2.00%	AMC	No Option	1st Year	1.00%
		Hurdle	10.00%	2nd Year	1.00%
		Profit Sharing	20% Profit sharing above 10% hurdle	3rd Year	1.00%



BENCHMARK
S&P BSE 200 Index



INCEPTION
1 July, 2024



INVESTMENT
InCred Dynamic Equity
Asymmetric Returns
Fund



AUM (₹ CR)
NA



FACTSHEET DATE
31 August 2025

	Investment Approach	Benchmark	Portfolio Characteristics	
1 Month	-0.41%	-1.36%	Portfolio Age	1 Year 1 Month
3 Month	-1.12%	-0.84%		
6 Month	9.34%	12.17%		
1 Year	-5.00%	-3.16%		
Since Inception	1.62%	1.92%		

Fund Manager
Rishi Kohli

Fee Structure

Fixed Fee		Variable Fee		Exit Load	
AMC	2.00%	AMC	No Option	1st Year	1.00%
		Hurdle	No Option	2nd Year	0.00%
		Profit Sharing	No Option	3rd Year	0.00%



BENCHMARK
S&P BSE 500 Index



INCEPTION
6 June, 2019



INVESTMENT
Abakkus Emerging
Opportunities Fund-1



AUM (₹ CR)
2923.53



FACTSHEET DATE
28 February 2026

	Investment Approach	Benchmark	Portfolio Characteristics	
1 Month	-0.53%	0.45%	Total Number of Stocks	26
3 Month	-6.69%	-3.13%	Average Market Cap	26817.77 CR
6 Month	-1.29%	3.24%	Portfolio Age	6 Years 8 Months
1 Year	10.28%	17.30%	Sharpe Ratio 1 Yr	-1.55
3 Year	21.06%	17.67%	Sharpe Ratio 3 Yr	-1.55
5 Year	22.32%	13.40%		
Since Inception	27.24%	13.60%		

Composition



6.11%
Large Cap



25.16%
Mid Cap



60.17%
Small Cap



8.56%
Cash Equivalent

Fund Manager



Hitesh Arora

Aman Chowhan



Sunil Singhania

Fee Structure

Exit Load	
1st Year	No Option
2nd Year	No Option
3rd Year	No Option


BENCHMARK
NIFTY 50 Index


INCEPTION
1 October, 2019


INVESTMENT
Whitespace Fund I -
Equity Plus


AUM (₹ CR)
NA


FACTSHEET DATE
28 February 2026

	Investment Approach	Benchmark	Portfolio Characteristics	
1 Month	-0.57%	-0.56%	Total Number of Stocks	50
3 Month	-4.14%	-3.91%	Portfolio Age	6 Years 4 Months
6 Month	5.86%	3.08%	Sharpe Ratio 1 Yr	1.22
1 Year	19.11%	13.80%	Sharpe Ratio 3 Yr	1.20
3 Year	20.22%	13.31%	Beta 1 Yr	1.01
5 Year	20.99%	11.63%	Beta 3 Yr	1.02
Since Inception	23.44%	13.05%	Downcapture Ratio 1 Yr	95.02
			Downcapture Ratio 3 Yr	93.70
			Upcapture ratio 1 Yr	114.01
			Upcapture ratio 3 Yr	118.22

Fund Manager



Praveen Dwarakanath



Puneet Sharma

Fee Structure

Fixed Fee		Variable Fee		Exit Load	
AMC	2.00%	AMC	NA	1st Year	NA
		Hurdle	NA	2nd Year	NA
		Profit Sharing	20% Profit Sharing	3rd Year	NA


BENCHMARK
NIFTY Smallcap 100 Index


INCEPTION
31 October, 2023


INVESTMENT
NIEO 9 (Undiscovered India)


AUM (₹ CR)
NA


FACTSHEET DATE
28 February 2026

	Investment Approach	Benchmark	Portfolio Characteristics	
1 Month	-0.60%	0.30%	Total Number of Stocks	39
3 Month	-5.90%	-5.00%	Average Market Cap	21219.19 CR
6 Month	-3.70%	-1.70%	Portfolio Age	2 Years 4 Months
1 Year	4.20%	15.20%	Sharpe Ratio 1 Yr	-0.06
Since Inception	8.30%	13.40%	Beta 1 Yr	0.67
			Downcapture Ratio 1 Yr	85.50
			Upcapture ratio 1 Yr	57.64
			P/B Ratio	4.02
			P/E Ratio	33.84

Composition



Fund Manager
RAHUL VEERA

Fee Structure

Fixed Fee		Variable Fee		Exit Load	
AMC	No Option	AMC	No Option	1st Year	0.00%
		Hurdle	No Option	2nd Year	0.00%
		Profit Sharing	No Option	3rd Year	0.00%

BENCHMARK
S&P BSE 500 Total Return
Index

INCEPTION
10 February, 2022

INVESTMENT
SAMEEKSHA INDIA EQUITY
FUND

AUM (₹ CR)
NA

FACTSHEET DATE
28 February 2026

	Investment Approach	Benchmark	Portfolio Characteristics	
1 Month	-0.60%	0.45%	Portfolio Age	4 Years
3 Month	-6.50%	-3.13%	Sharpe Ratio 1 Yr	0.63
6 Month	-3.20%	3.24%	Sharpe Ratio 3 Yr	1.52
1 Year	13.10%	17.30%	Beta 1 Yr	1.03
3 Year	27.60%	17.66%	Beta 3 Yr	0.88
Since Inception	22.10%	12.10%	Downcapture Ratio 1 Yr	129.35
			Downcapture Ratio 3 Yr	45.42
			Upcapture ratio 1 Yr	94.82
			Upcapture ratio 3 Yr	118.79

Composition



13.80%
Large Cap



13.50%
Mid Cap



64.20%
Small Cap



8.60%
Cash Equivalent

Fund Manager

Sameeksha Capital Management LLP

Fee Structure

Fixed Fee		Variable Fee		Exit Load	
AMC	No Option	AMC	No Option	1st Year	0.00%
		Hurdle	No Option	2nd Year	0.00%
		Profit Sharing	No Option	3rd Year	0.00%


BENCHMARK
S&P BSE 500 Total Return
Index


INCEPTION
9 May, 2023


INVESTMENT
Athena Enhanced Equity
Fund


AUM (₹ CR)
561.00


FACTSHEET DATE
28 February 2026

	Investment Approach	Benchmark	Portfolio Characteristics	
1 Month	-0.63%	0.45%	Portfolio Age	2 Years 9 Months
3 Month	-3.91%	-3.13%	Sharpe Ratio 1 Yr	0.96
6 Month	3.60%	3.24%	Beta 1 Yr	0.79
1 Year	12.67%	17.30%	Downcapture Ratio 1 Yr	78.86
3 Year	N/A	17.66%	Upcapture ratio 1 Yr	83.54
Since Inception	13.39%	14.76%		

Composition



90%
Large Cap



10%
Mid Cap

Fund Manager



Vineet Bagri



Kaizad Hozdar

Fee Structure

Fixed Fee		Variable Fee		Exit Load	
AMC	No Option	AMC	No Option	1st Year	0.00%
		Hurdle	No Option	2nd Year	0.00%
		Profit Sharing	No Option	3rd Year	0.00%


BENCHMARK
NIFTY 50 Index


INCEPTION
23 August, 2019


INVESTMENT
TRUE BEACON 1


AUM (₹ CR)
273.68


FACTSHEET DATE
31 July 2025

	Investment Approach	Benchmark	Portfolio Characteristics	
1 Month	-0.66%	-2.93%	Portfolio Age	5 Years 11 Months
3 Month	3.66%	1.78%	Sharpe Ratio 1 Yr	0.47
6 Month	4.78%	5.36%	Sharpe Ratio 3 Yr	1.15
1 Year	7.83%	-0.73%	Beta 1 Yr	0.26
3 Year	12.92%	12.99%	Beta 3 Yr	0.44
5 Year	7.19%	6.94%	Downcapture Ratio 1 Yr	2.54
Since Inception	15.93%	14.93%	Downcapture Ratio 3 Yr	23.24
			Upcapture ratio 1 Yr	43.32
			Upcapture ratio 3 Yr	58.94

Fund Manager
Prashant Bisht

Fee Structure

Exit Load	
1st Year	1%
2nd Year	Nil
3rd Year	Nil

BENCHMARK
NIFTY 50 Total Return
Index

INCEPTION
11 July, 2022

INVESTMENT
SBI OPTIMAL EQUITY

AUM (₹ CR)
NA

FACTSHEET DATE
31 January 2026

	Investment Approach	Benchmark	Portfolio Characteristics	
1 Month	-0.80%	N/A	Average Market Cap	62021 CR
3 Month	4.10%	N/A	Portfolio Age	3 Years 6 Months
6 Month	6.80%	N/A	Sharpe Ratio 3 Yr	1.99
1 Year	11.30%	N/A		
3 Year	15.20%	N/A		
Since Inception	14.00%	N/A		

Composition



Fund Manager



Gaurav Mehta

Fee Structure

Fixed Fee		Variable Fee		Exit Load	
AMC	No Option	AMC	No Option	1st Year	0.00%
		Hurdle	No Option	2nd Year	0.00%
		Profit Sharing	No Option	3rd Year	0.00%



BENCHMARK
NIFTY 50 Index



INCEPTION
27 November, 2018



INVESTMENT
Girik Multicap Growth
Equity Fund



AUM (₹ CR)
121.78



FACTSHEET DATE
31 October 2021

	Investment Approach	Benchmark	Portfolio Characteristics	
1 Month	-0.80%	0.30%	Total Number of Stocks	27
3 Month	5.21%	12.11%	Average Market Cap	242773.86 CR
6 Month	26.90%	20.78%	Portfolio Age	2 Years 11 Months
1 Year	64.06%	51.79%	Sharpe Ratio 1 Yr	3.07
3 Year	NA	N/A	Beta 1 Yr	0.58
5 Year	NA	N/A	P/B Ratio	4.35
Since Inception	28.81%	18.74%	P/E Ratio	35.91

Composition



47.17%
Large Cap



20.20%
Mid Cap



16.05%
Small Cap



16.49%
Cash Equivalent

Fund Manager



Charandeep Singh



Varun Daga

Fee Structure


BENCHMARK
NIFTY 50 Total Return Index


INCEPTION
5 April, 2021


INVESTMENT
Nuvama Enhanced
Dynamic Growth
Equity [EDGE] Fund


AUM (₹ CR)
2070.00


FACTSHEET DATE
28 February 2026

Investment Approach		Benchmark	Portfolio Characteristics	
1 Month	-0.87%	-0.51%	Portfolio Age	4 Years 10 Months
3 Month	-4.57%	-3.80%	Sharpe Ratio 1 Yr	1.19
6 Month	4.11%	3.36%	Sharpe Ratio 3 Yr	1.17
1 Year	17.72%	15.07%	Beta 1 Yr	0.95
3 Year	20.69%	14.64%	Beta 3 Yr	0.97
5 Year	N/A	12.94%	Downcapture Ratio 1 Yr	85.03
Since Inception	19.34%	13.05%	Downcapture Ratio 3 Yr	93.37
			Upcapture ratio 1 Yr	105.30
			Upcapture ratio 3 Yr	115.87

Fund Manager
Ajay Vora

Nikhil Ranka

Fee Structure

Fixed Fee		Variable Fee		Exit Load	
AMC	2.25%	AMC	1.75%	1st Year	Nil
		Hurdle	10.00%	2nd Year	Nil
		Profit Sharing	15% Profit Sharing above 10% hurdle	3rd Year	Nil


BENCHMARK
S&P BSE 200 Index


INCEPTION
21 June, 2022

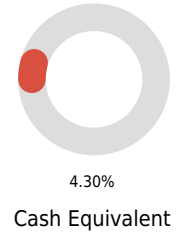
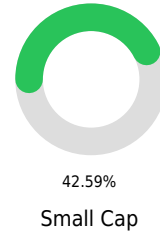
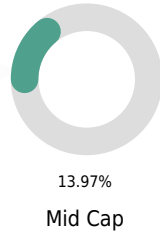
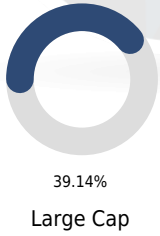

INVESTMENT
NIEO 8 (Unlimited India)


AUM (₹ CR)
NA


FACTSHEET DATE
28 February 2026

	Investment Approach	Benchmark	Portfolio Characteristics	
1 Month	-0.90%	0.38%	Total Number of Stocks	41
3 Month	-7.30%	-2.95%	Average Market Cap	260686.5 CR
6 Month	-4.00%	3.96%	Portfolio Age	3 Years 8 Months
1 Year	6.60%	16.01%	Sharpe Ratio 1 Yr	0.09
3 Year	15.10%	16.03%	Beta 1 Yr	1.05
5 Year	N/A	13.06%	Downcapture Ratio 1 Yr	126.96
Since Inception	15.70%	16.40%	Upcapture ratio 1 Yr	87.92
			P/B Ratio	3.76
			P/E Ratio	38.23

Composition



Fund Manager
RAHUL VEERA

Fee Structure

Fixed Fee		Variable Fee		Exit Load	
AMC	No Option	AMC	No Option	1st Year	0.00%
		Hurdle	No Option	2nd Year	0.00%
		Profit Sharing	No Option	3rd Year	0.00%



BENCHMARK
NIFTY 50 Total Return Index



INCEPTION
15 May, 2023



INVESTMENT
Finideas Growth Fund
Scheme-1



AUM (₹ CR)
NA



FACTSHEET DATE
28 February 2026

	Investment Approach	Benchmark	Portfolio Characteristics	
1 Month	-0.94%	-0.51%	Portfolio Age	2 Years 9 Months
3 Month	-5.92%	-3.80%	Sharpe Ratio 1 Yr	0.27
6 Month	-2.64%	3.36%	Beta 1 Yr	1.17
1 Year	1.10%	15.07%	Downcapture Ratio 1 Yr	168.78
3 Year	N/A	14.64%	Upcapture ratio 1 Yr	100.97
5 Year	N/A	12.94%		
Since Inception	3.37%	11.92%		

Fund Manager



Govind Jhavar



Udipth Talera

Fee Structure

Fixed Fee		Variable Fee		Exit Load	
AMC	No Option	AMC	No Option	1st Year	3.00%
		Hurdle	No Option	2nd Year	2.00%
		Profit Sharing	No Option	3rd Year	1.00%


BENCHMARK
NIFTY 500 Index


INCEPTION
25 February, 2025


INVESTMENT
Nippon - (R.I.S.E)


AUM (₹ CR)
NA


FACTSHEET DATE
28 February 2026

	Investment Approach	Benchmark	Portfolio Characteristics	
1 Month	-1.00%	0.40%	Total Number of Stocks	43
3 Month	-3.00%	-3.20%	Average Market Cap	215921.21 CR
6 Month	-0.50%	3.10%	Portfolio Age	1 Year
1 Year	7.30%	16.50%	P/B Ratio	3.73
3 Year	N/A	16.85%	P/E Ratio	35.64
5 Year	N/A	13.72%		
Since Inception	6.50%	13.30%		

Composition



Fund Manager
RAHUL VEERA

Fee Structure

Exit Load	
1st Year	0.00%
2nd Year	0.00%
3rd Year	0.00%


BENCHMARK
NIFTY 50 Total Return Index


INCEPTION
7 October, 2022


INVESTMENT
ICICI Prudential
Enhanced Dynamic
Equity Fund


AUM (₹ CR)
1113.63


FACTSHEET DATE
28 February 2026

Investment Approach		Benchmark	Portfolio Characteristics	
1 Month	-1.05%	-0.51%	Portfolio Age	3 Years 4 Months
3 Month	-1.77%	-3.80%	Sharpe Ratio 1 Yr	0.91
6 Month	0.66%	3.36%	Sharpe Ratio 3 Yr	1.40
1 Year	10.95%	15.07%	Beta 1 Yr	0.50
3 Year	16.47%	14.64%	Beta 3 Yr	0.55
5 Year	N/A	12.94%	Downcapture Ratio 1 Yr	28.30
Since Inception	14.76%	12.85%	Downcapture Ratio 3 Yr	43.73
			Upcapture ratio 1 Yr	57.20
			Upcapture ratio 3 Yr	83.11

Fund Manager



Rohit Karan



SURAJ NANDA

Fee Structure

Fixed Fee		Variable Fee		Exit Load	
AMC	2.00%	AMC	1.50%	1st Year	0.00%
		Hurdle	10.00%	2nd Year	0.00%
		Profit Sharing	15% Profit Sharing above 10% hurdle	3rd Year	0.00%


BENCHMARK
S&P BSE 500 Total Return
Index


INCEPTION
13 August, 2021

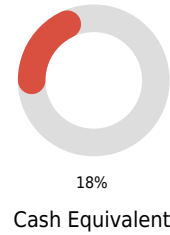
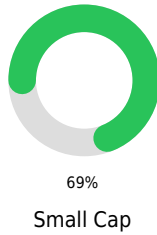
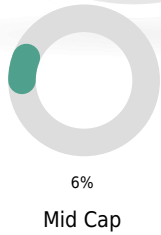

INVESTMENT
Rising Giants - AIF


AUM (₹ CR)
60.25


FACTSHEET DATE
28 February 2026

	Investment Approach	Benchmark	Portfolio Characteristics	
1 Month	-1.07%	0.45%	Average Market Cap	9350 CR
3 Month	-7.61%	-3.13%	Portfolio Age	4 Years 6 Months
6 Month	-8.13%	3.24%	Sharpe Ratio 1 Yr	-0.30
1 Year	1.09%	17.30%	Sharpe Ratio 3 Yr	0.13
3 Year	6.17%	17.66%	Beta 1 Yr	0.69
Since Inception	-0.41%	12.71%	Beta 3 Yr	0.84
			Downcapture Ratio 1 Yr	122.14
			Downcapture Ratio 3 Yr	85.60
			Upcapture ratio 1 Yr	46.76
			Upcapture ratio 3 Yr	57.34
			P/E Ratio	21.81

Composition



Fund Manager



Ashvin Shetty

Fee Structure

Fixed Fee		Variable Fee		Exit Load	
AMC	2.50%	AMC	1.75%	1st Year	0.00%
		Hurdle	6.00%	2nd Year	0.00%
		Profit Sharing	10% Performance Fee over 6% Hurdle	3rd Year	0.00%


BENCHMARK
NIFTY 500 Index


INCEPTION
1 October, 2024


INVESTMENT
P G IM India Equity
Growth
Opportunities Fund -
Series I


AUM (₹ CR)
NA


FACTSHEET DATE
28 February 2026

Investment Approach

approach

Investment Objectives

Objective

	Investment Approach	Benchmark
1 Month	-1.09%	0.40%
3 Month	-10.37%	-3.20%
6 Month	-8.97%	3.10%
1 Year	8.40%	16.50%
3 Year	N/A	16.85%
5 Year	N/A	13.72%
Since Inception	5.90%	14.59%

Portfolio Characteristics

Portfolio Age 1 Year 4 Months

Fund Manager



Anniruddha Naha

Fee Structure

Fixed Fee		Variable Fee		Exit Load	
AMC	No option	AMC	No option	1st Year	No Option
		Hurdle	No option	2nd Year	No Option
				3rd Year	No Option



BENCHMARK
S&P BSE 200 Index



INCEPTION
1 January, 2020



INVESTMENT
Nippon - The 5 Trillion
Dollar Opportunity



AUM (₹ CR)
NA



FACTSHEET DATE
28 February 2026

	Investment Approach	Benchmark	Portfolio Characteristics	
1 Month	-1.10%	0.38%	Total Number of Stocks	38
3 Month	-4.90%	-2.95%	Average Market Cap	262343.19 CR
6 Month	-2.00%	3.96%	Portfolio Age	6 Years 1 Month
1 Year	11.10%	16.01%	Sharpe Ratio 1 Yr	0.45
3 Year	17.40%	16.03%	Sharpe Ratio 3 Yr	0.94
5 Year	14.70%	13.06%	Beta 1 Yr	0.87
Since Inception	18.30%	14.80%	Beta 3 Yr	0.97
			Downcapture Ratio 1 Yr	95.62
			Downcapture Ratio 3 Yr	93.58
			Upcapture ratio 1 Yr	73.70
			Upcapture ratio 3 Yr	103.72
			P/B Ratio	3.83
			P/E Ratio	41.48

Composition



44.82%
Large Cap



17.38%
Mid Cap



32.04%
Small Cap



5.76%
Cash Equivalent

Fund Manager



Varun Goel

Fee Structure

Fixed Fee		Variable Fee		Exit Load	
AMC	No Option	AMC	No Option	1st Year	No Option
		Hurdle	No Option	2nd Year	No Option
		Profit Sharing	No Option	3rd Year	No Option



BENCHMARK
NIFTY 200 Index



INCEPTION
1 January, 2024



INVESTMENT
AlphaGrep Index Plus Fund



AUM (₹ CR)
NA



FACTSHEET DATE
28 February 2026

	Investment Approach	Benchmark
1 Month	-1.15%	-0.51%
3 Month	-4.32%	-3.80%
6 Month	3.47%	-3.36%
1 Year	13.98%	15.07%
Since Inception	7.86%	8.27%

Portfolio Characteristics	
Portfolio Age	2 Years 1 Month
Sharpe Ratio 1 Yr	0.81
Beta 1 Yr	0.96
Downcapture Ratio 1 Yr	99.07
Upcapture ratio 1 Yr	86.54

Fund Manager



Praveen Kumar

Fee Structure

Fixed Fee		Variable Fee		Exit Load	
AMC	No Option	AMC	No Option	1st Year	1.00%
		Hurdle	No Option	2nd Year	0.00%
		Profit Sharing	No Option	3rd Year	0.00%

BENCHMARK
NIFTY 500 Total Return
Index

INCEPTION
20 September, 2023

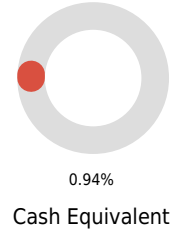
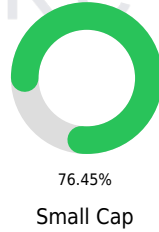
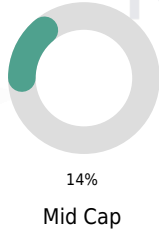
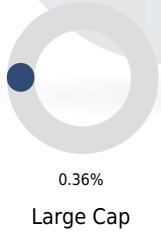
INVESTMENT
Matterhorn India Fund

AUM (₹ CR)
NA

FACTSHEET DATE
28 February 2026

	Investment Approach	Benchmark	Portfolio Characteristics	
1 Month	-1.21%	0.45%	Total Number of Stocks	60
3 Month	-6.02%	-3.09%	Average Market Cap	20770.58 CR
6 Month	-3.36%	3.41%	Portfolio Age	2 Years 5 Months
1 Year	16.11%	17.62%	Sharpe Ratio 1 Yr	0.81
3 Year	N/A	17.96%	Beta 1 Yr	0.83
5 Year	N/A	14.87%	Downcapture Ratio 1 Yr	80.12
Since Inception	15.37%	13.32%	Upcapture ratio 1 Yr	89.14
			P/B Ratio	2.06
			P/E Ratio	32.24

Composition



Fund Manager



Parag Jhavar

Fee Structure

Exit Load	
1st Year	0.00%
2nd Year	0.00%
3rd Year	0.00%



BENCHMARK
NIFTY 500 Index



INCEPTION
24 February, 2025



INVESTMENT
CHANDRAHAS MOAT
OPPORTUNITIES



AUM (₹ CR)
19.49



FACTSHEET DATE
28 February 2026

	Investment Approach	Benchmark	Portfolio Characteristics	
1 Month	-1.21%	0.40%	Total Number of Stocks	25
3 Month	-6.26%	-3.20%	Average Market Cap	75950.39 CR
6 Month	-8.63%	3.10%	Portfolio Age	1 Year
1 Year	-6.77%	16.50%	Sharpe Ratio 1 Yr	-1.59
3 Year	N/A	16.85%	Beta 1 Yr	0.49
5 Year	N/A	13.72%	Downcapture Ratio 1 Yr	95.79
Since Inception	-6.87%	11.21%	Upcapture ratio 1 Yr	4.35
			P/B Ratio	8.01
			P/E Ratio	15.45


Composition



44.98%
Large Cap



37.98%
Mid Cap



3.36%
Small Cap



13.68%
Cash Equivalent

Fund Manager

Mayank Mehra

Fee Structure



BENCHMARK
NIFTY India Consumption
Index



INCEPTION
30 April, 2021



INVESTMENT
Edelweiss - Consumer
Trends Fund



AUM (₹ CR)
187.16



FACTSHEET DATE
28 February 2026

	Investment Approach	Benchmark	Portfolio Characteristics	
1 Month	-1.39%	0.66%	Portfolio Age	4 Years 10 Months
3 Month	-11.27%	-7.43%	Sharpe Ratio 1 Yr	0.54
6 Month	-9.15%	-4.20%	Sharpe Ratio 3 Yr	0.57
1 Year	12.55%	14.55%	Beta 1 Yr	1.07
3 Year	12.69%	18.53%	Beta 3 Yr	0.83
Since Inception	10.67%	16.35%	Downcapture Ratio 1 Yr	116.92
			Downcapture Ratio 3 Yr	92.33
			Upcapture ratio 1 Yr	100.08
			Upcapture ratio 3 Yr	79.37

Fund Manager



Nalin Moniz



Mr. Vivek Sharma

Fee Structure

Fixed Fee		Variable Fee		Exit Load	
AMC	NO OPTION	AMC	NO OPTION	1st Year	NO OPTION
		Hurdle	NO OPTION	2nd Year	NO OPTION
		Profit Sharing	NO OPTION	3rd Year	NO OPTION


BENCHMARK
S&P BSE 200 Index


INCEPTION
12 July, 2018


INVESTMENT
Nippon - Next Billion


AUM (₹ CR)
NA


FACTSHEET DATE
31 August 2025

	Investment Approach	Benchmark	Portfolio Characteristics	
1 Month	-1.40%	-2.00%	Total Number of Stocks	6
3 Month	-1.00%	-1.50%	Average Market Cap	400 CR
6 Month	15.80%	13.00%	Portfolio Age	7 Years 1 Month
1 Year	-2.70%	-5.40%		
3 Year	13.50%	13.60%		
5 Year	20.50%	19.10%		
Since Inception	14.60%	13.00%		

Composition



100%

Cash Equivalent

Fund Manager



Varun Goel

Fee Structure

Fixed Fee		Variable Fee		Exit Load	
AMC	NO OPTION	AMC	NO OPTION	1st Year	NO OPTION
		Hurdle	NO OPTION	2nd Year	NO OPTION
		Profit Sharing	NO OPTION	3rd Year	NO OPTION


BENCHMARK
Nifty 200


INCEPTION
2 April, 2024


INVESTMENT
Ashmore India Equity Fund


AUM (₹ CR)
NA


FACTSHEET DATE
28 February 2026

	Investment Approach	Benchmark	Portfolio Characteristics	
1 Month	-1.43%	0.27%	Total Number of Stocks	32
3 Month	-2.63%	-3.03%	Average Market Cap	382801.01 CR
6 Month	4.44%	4.31%	Portfolio Age	1 Year 10 Months
1 Year	18.12%	N/A	Sharpe Ratio 1 Yr	1.19
Since Inception	19.30%	15.40%	P/B Ratio	4.71
			P/E Ratio	31.46

Composition



Fund Manager



Rashi Talwar Bhatia



Arpit Kapoor

Fee Structure

Exit Load	
1st Year	1%
2nd Year	Nil
3rd Year	Nil


BENCHMARK
S&P BSE 500 Total Return
Index


INCEPTION
11 July, 2024


INVESTMENT
Emkay - Capital Builder
Fund


AUM (₹ CR)
64.54


FACTSHEET DATE
28 February 2026

	Investment Approach	Benchmark	Portfolio Characteristics	
1 Month	-1.50%	0.45%	Average Market Cap	329711.43 CR
3 Month	-3.60%	-3.13%	Portfolio Age	1 Year 7 Months
6 Month	3.20%	3.24%	Sharpe Ratio 1 Yr	0.37
1 Year	19.20%	17.30%		
3 Year	N/A	17.66%		
Since Inception	6.80%	1.10%		

Composition




63.90%
Large Cap



13.90%
Mid Cap



22.40%
Small Cap



-1.33%
Cash Equivalent

Fund Manager



Sachin Shah

Fee Structure

Exit Load	
1st Year	No Option
2nd Year	No Option
3rd Year	No Option


BENCHMARK
S&P BSE 500 Total Return
Index


INCEPTION
12 September, 2023


INVESTMENT
ABSL India Special
Opportunities Fund
(Class-A1)


AUM (₹ CR)
459.19


FACTSHEET DATE
28 February 2026

	Investment Approach	Benchmark	Portfolio Characteristics	
1 Month	-1.51%	0.45%	Total Number of Stocks	41
3 Month	-4.19%	-3.13%	Average Market Cap	248255.19 CR
6 Month	0.18%	3.24%	Portfolio Age	2 Years 5 Months
1 Year	8.46%	17.30%	Sharpe Ratio 1 Yr	0.29
3 Year	N/A	17.66%	Beta 1 Yr	1.11
Since Inception	8.20%	12.83%	Downcapture Ratio 1 Yr	136.72
			Upcapture ratio 1 Yr	80.73
			P/B Ratio	4.02
			P/E Ratio	28.65

Composition



56.02%
Large Cap



23.09%
Mid Cap



17.60%
Small Cap



5.64%
Cash Equivalent

Fund Manager



Amit Kansal

Fee Structure

Exit Load	
1st Year	3.00%
2nd Year	2.00%
3rd Year	1.00%


BENCHMARK
S&P BSE 500 Total Return
Index

INCEPTION
1 April, 2022

INVESTMENT
Estee - Enhanced Alpha
Fund

AUM (₹ CR)
18.74

FACTSHEET DATE
28 February 2023

	Investment Approach	Benchmark	Portfolio Characteristics	
1 Month	-1.52%	-2.03%	Portfolio Age	10 Months
3 Month	-5.90%	-7.76%	Sharpe Ratio 1 Yr	-0.77
6 Month	-4.49%	-2.56%	Beta 1 Yr	0.66
Since Inception	-7.26%	-0.92%	P/B Ratio	0.00
			P/E Ratio	0.00

Fund Manager

Estee Advisors Private Limited
Fee Structure

Fixed Fee		Variable Fee	
AMC	NA	AMC	NA
		Hurdle	NA
		Profit Sharing	NA


BENCHMARK
NIFTY 500 Total Return Index


INCEPTION
10 May, 2022


INVESTMENT
Quest Investment
Managers - Smart
Alpha Sector Rotation


AUM (₹ CR)
NA


FACTSHEET DATE
28 February 2026

	Investment Approach	Benchmark	Portfolio Characteristics	
1 Month	-1.53%	0.45%	Portfolio Age	3 Years 9 Months
3 Month	-9.71%	-3.09%	Sharpe Ratio 1 Yr	0.27
6 Month	-10.46%	3.41%	Sharpe Ratio 3 Yr	0.57
1 Year	8.45%	17.62%	Beta 1 Yr	1.16
3 Year	13.92%	17.96%	Beta 3 Yr	1.06
5 Year	N/A	14.87%	Downcapture Ratio 1 Yr	145.59
Since Inception	11.65%	14.16%	Downcapture Ratio 3 Yr	125.59
			Upcaptureratio 1 Yr	83.81
			Upcaptureratio 3 Yr	98.33

Composition



36.82%
Large Cap



27.32%
Mid Cap



32.07%
Small Cap



3.79%
Cash Equivalent

Fund Manager

Fee Structure

Fixed Fee		Variable Fee		Exit Load	
AMC	No Option	AMC	No Option	1st Year	0.00%
		Hurdle	No Option	2nd Year	0.00%
		Profit Sharing	No Option	3rd Year	0.00%



BENCHMARK
S&P BSE 200 Total Return
Index



INCEPTION
16 August, 2017



INVESTMENT
DSP India Enhanced
Equity SatCore Fund



AUM (₹ CR)
NA



FACTSHEET DATE
31 January 2026

	Investment Approach	Benchmark	Portfolio Characteristics	
1 Month	-1.63%	N/A	Portfolio Age	8 Years 5 Months
3 Month	-2.15%	N/A		
6 Month	-0.84%	N/A		
1 Year	3.29%	N/A		
3 Year	12.83%	N/A		
5 Year	9.69%	N/A		
Since Inception	9.37%	N/A		

Fund Manager



Gaurav Pant

Suryanarayanan Manian

Fee Structure

Fixed Fee		Variable Fee		Exit Load	
AMC	No option	AMC	No option	1st Year	No Option
		Hurdle	No option	2nd Year	No Option
				3rd Year	No Option


BENCHMARK
S&P BSE 200 Index


INCEPTION
1 May, 2024

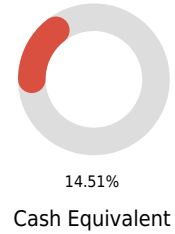
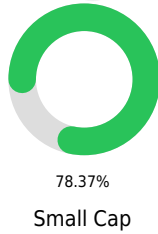
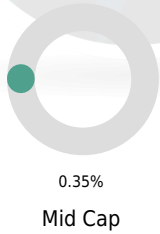

INVESTMENT
Steptrade Revolution Fund


AUM (₹ CR)
167.00


FACTSHEET DATE
28 February 2026

	Investment Approach	Benchmark	Portfolio Characteristics	
1 Month	-1.71%	0.38%	Total Number of Stocks	76
3 Month	-16.04%	-2.95%	Average Market Cap	2892.86 CR
6 Month	-20.24%	3.96%	Portfolio Age	1 Year 9 Months
1 Year	-2.70%	16.01%	Sharpe Ratio 1 Yr	-0.18
3 Year	N/A	16.03%	Beta 1 Yr	0.32
5 Year	N/A	13.06%	Downcapture Ratio 1 Yr	79.35
Since Inception	5.34%	2.74%	Upcapture ratio 1 Yr	32.13
			P/B Ratio	2.06
			P/E Ratio	18.88

Composition



Fund Manager



Kresha Gupta



Ankush Jain

Fee Structure

Fixed Fee		Variable Fee		Exit Load	
AMC	No Option	AMC	No Option	1st Year	0.00%
		Hurdle	12.00%	2nd Year	0.00%
		Profit Sharing	No Option	3rd Year	0.00%



BENCHMARK
NIFTY 50 Index



INCEPTION
20 August, 2018



INVESTMENT
ICICI Prudential Long
Short Fund - Series I



AUM (₹ CR)
84.65



FACTSHEET DATE
28 February 2026

	Investment Approach	Benchmark	Portfolio Characteristics	
1 Month	-1.77%	-0.56%	Portfolio Age	7 Years 6 Months
3 Month	-2.44%	-3.91%	Sharpe Ratio 1 Yr	-0.37
6 Month	-2.96%	3.08%	Sharpe Ratio 3 Yr	-0.24
1 Year	2.98%	13.80%	Beta 1 Yr	0.28
3 Year	4.15%	13.31%	Beta 3 Yr	0.11
5 Year	6.95%	11.63%	Downcapture Ratio 1 Yr	20.36
Since Inception	9.85%	11.01%	Downcapture Ratio 3 Yr	-6.34
			Upcapture ratio 1 Yr	20.85
			Upcapture ratio 3 Yr	15.21

Fund Manager



Rohit Karan

Fee Structure

Fixed Fee		Variable Fee		Exit Load	
AMC	NA	AMC	NA	1st Year	NA
		Hurdle	NA	2nd Year	NA
		Profit Sharing	NA	3rd Year	NA


BENCHMARK
S&P BSE 250 SmallCap
Total Return Index


INCEPTION
1 October, 2025


INVESTMENT
SkG India Small & Midcap Fund


AUM (₹ CR)
20.31


FACTSHEET DATE
28 February 2026

	Investment Approach	Benchmark	Portfolio Characteristics	
1 Month	-1.80%	3.57%	Total Number of Stocks	35
3 Month	-5.83%	-5.22%	Average Market Cap	32211.82 CR
6 Month	N/A	-4.93%	Portfolio Age	4 Months
1 Year	N/A	12.47%	P/B Ratio	3.55
3 Year	N/A	22.04%	P/E Ratio	58.49
5 Year	N/A	19.02%		
Since Inception	-10.00%	12.27%		

Composition



Fund Manager
Kush Gupta

Fee Structure

Exit Load	
1st Year	2.00%
2nd Year	1.00%
3rd Year	1.00%



BENCHMARK
NIFTY 50 Index



INCEPTION
1 November, 2018



INVESTMENT
Aventus Enhanced
Return Fund Series - II



AUM (₹ CR)
330.38



FACTSHEET DATE
31 December 2024

	Investment Approach	Benchmark	Portfolio Characteristics	
1 Month	-1.89%	-2.02%	Total Number of Stocks	26
3 Month	-8.76%	-8.25%	Average Market Cap	373628.47 CR
6 Month	0.41%	-1.08%	Portfolio Age	6 Years 1 Month
1 Year	6.27%	9.88%	Sharpe Ratio 1 Yr	0.11
3 Year	14.15%	12.10%	Sharpe Ratio 3 Yr	0.38
5 Year	N/A	15.57%	Beta 1 Yr	1.10
Since Inception	17.15%	N/A	Beta 3 Yr	1.16
			Downcapture Ratio 1 Yr	105.76
			Downcapture Ratio 3 Yr	118.48
			Upcapture ratio 1 Yr	92.29
			Upcapture ratio 3 Yr	111.87
			P/B Ratio	4.56
			P/E Ratio	33.66

Composition



51.29%
Large Cap



13.91%
Mid Cap



13.56%
Small Cap



14.99%
Cash Equivalent

Fund Manager

Abhay Lajawala



Vaibhav Sanghavi

Fee Structure

Fixed Fee		Variable Fee		Exit Load	
AMC	No Option	AMC	No Option	2nd Year	0%
		Hurdle	No Option	3rd Year	0%
		Profit Sharing	No Option		



BENCHMARK
NIFTY 50 Index



INCEPTION
14 September, 2015



INVESTMENT
Vasisth - Relative Value
Fund



AUM (₹ CR)
33.00



FACTSHEET DATE
30 November 2024

	Investment Approach	Benchmark	Portfolio Characteristics	
1 Month	-1.92%	N/A	Total Number of Stocks	51
3 Month	-6.97%	N/A	Average Market Cap	436087.18 CR
6 Month	1.52%	N/A	Portfolio Age	9 Years 2 Months
1 Year	5.91%	N/A	Sharpe Ratio 1 Yr	-0.07
3 Year	7.29%	N/A	Sharpe Ratio 3 Yr	0.07
5 Year	9.69%	N/A	Beta 1 Yr	0.73
Since Inception	11.08%	N/A	Beta 3 Yr	0.32
			Downcapture Ratio 1 Yr	153.80
			Downcapture Ratio 3 Yr	21.54
			Upcapture ratio 1 Yr	59.57
			Upcapture ratio 3 Yr	38.79
			P/B Ratio	2.53
			P/E Ratio	16.76

Composition



98.08%
Large Cap



20.67%
Mid Cap

Fund Manager

Ramesh S Callore

Fee Structure

Fixed Fee		Variable Fee		Exit Load	
AMC	2.36%	AMC	NIL		
		Hurdle	8.00%	2nd Year	0%
		Profit Sharing	20% Profit Sharing over 8% Hurdle	3rd Year	0%


BENCHMARK
NIFTY Service Sector Index


INCEPTION
31 October, 2022


INVESTMENT
ABSL India Equity Services
Fund


AUM (₹ CR)
868.77


FACTSHEET DATE
28 February 2026

	Investment Approach	Benchmark
1 Month	-1.96%	-1.32%
3 Month	-7.62%	-6.11%
6 Month	-2.77%	0.06%
1 Year	10.01%	11.44%
3 Year	12.49%	14.74%
Since Inception	8.16%	10.85%

Portfolio Characteristics	
Total Number of Stocks	41
Average Market Cap	428314.84 CR
Portfolio Age	3 Years 4 Months
Sharpe Ratio 1 Yr	0.37
Sharpe Ratio 3 Yr	0.53
Beta 1 Yr	1.21
Beta 3 Yr	1.13
Downcapture Ratio 1 Yr	149.20
Downcapture Ratio 3 Yr	131.63
Upcapture ratio 1 Yr	120.40
Upcapture ratio 3 Yr	111.60
P/B Ratio	3.16
P/E Ratio	20.32

Composition



56.77%
Large Cap



26.90%
Mid Cap



14.73%
Small Cap



2.05%
Cash Equivalent

Fund Manager



Mr. Salvin Shah



Sameer Narayan

Fee Structure

Exit Load	
1st Year	3.00%
2nd Year	2.00%
3rd Year	1.00%


BENCHMARK
S&P BSE 500 Index


INCEPTION
18 December, 2024

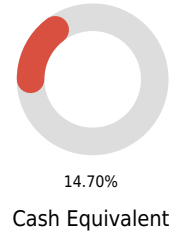
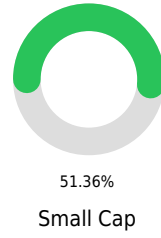
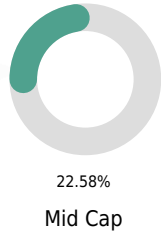
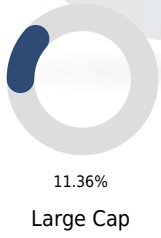

INVESTMENT
Ajanta India Fund I


AUM (₹ CR)
NA


FACTSHEET DATE
28 February 2026

	Investment Approach	Benchmark	Portfolio Characteristics	
1 Month	-2.07%	0.45%	Total Number of Stocks	21
3 Month	-7.90%	-3.13%	Average Market Cap	543919.37 CR
6 Month	-4.60%	3.24%	Portfolio Age	1 Year 2 Months
1 Year	9.40%	17.30%	Sharpe Ratio 1 Yr	0.40
3 Year	N/A	17.67%	Beta 1 Yr	0.72
5 Year	N/A	13.40%	Downcapture Ratio 1 Yr	92.16
Since Inception	5.80%	0.04%	Upcapture ratio 1 Yr	68.66
			P/B Ratio	3.60
			P/E Ratio	29.60

Composition



Fund Manager

Vishnu Gopalakrishnan

Fee Structure

Exit Load	
1st Year	NO OPTION
2nd Year	NO OPTION
3rd Year	NO OPTION


BENCHMARK
S&P BSE 500 Index


INCEPTION
5 October, 2023


INVESTMENT
Axis Newgen India Fund - I


AUM (₹ CR)
43.00


FACTSHEET DATE
28 February 2026

	Investment Approach	Benchmark	Portfolio Characteristics	
1 Month	-2.17%	0.45%	Portfolio Age	2 Years 4 Months
3 Month	-6.71%	-3.13%	Sharpe Ratio 1 Yr	0.28
6 Month	-3.57%	3.24%	Beta 1 Yr	0.94
1 Year	8.15%	17.30%	Downcapture Ratio 1 Yr	137.19
3 Year	N/A	17.67%	Upcapture ratio 1 Yr	79.36
5 Year	N/A	13.40%		
Since Inception	10.02%	13.37%		

Composition



Fund Manager



Hitesh Zaveri

Fee Structure

Fixed Fee		Variable Fee		Exit Load	
AMC	2.50%	AMC	No Option	1st Year	0.00%
		Hurdle	No Option	2nd Year	0.00%
		Profit Sharing	No Option	3rd Year	0.00%



BENCHMARK
S&P BSE 200 Index



INCEPTION
10 July, 2023



INVESTMENT
Negen Undiscovered
Value Fund



AUM (₹ CR)
747.24



FACTSHEET DATE
28 February 2026

	Investment Approach	Benchmark	Portfolio Characteristics	
1 Month	-2.25%	0.38%	Portfolio Age	2 Years 7 Months
3 Month	-12.04%	-2.95%	Sharpe Ratio 1 Yr	-0.40
6 Month	-12.08%	3.96%	Beta 1 Yr	0.59
1 Year	-1.97%	16.01%	Downcapture Ratio 1 Yr	105.83
3 Year	N/A	16.03%	Upcapture ratio 1 Yr	37.22
5 Year	N/A	13.06%		
Since Inception	23.19%	14.30%		

Fund Manager



Mr. Jigar Dinesh Shah

Fee Structure

Fixed Fee		Variable Fee		Exit Load	
AMC	No Option	AMC	No Option	1st Year	0.00%
		Hurdle	No Option	2nd Year	0.00%
		Profit Sharing	No Option	3rd Year	0.00%



BENCHMARK
NIFTY 50 Index



INCEPTION
11 April, 2018



INVESTMENT
ITI - Long Short Equity
Fund



AUM (₹ CR)
NA



FACTSHEET DATE
28 February 2026

	Investment Approach	Benchmark	Portfolio Characteristics	
1 Month	-2.33%	-0.56%	Portfolio Age	7 Years 10 Months
3 Month	-3.87%	-3.91%	Sharpe Ratio 1 Yr	0.32
6 Month	0.46%	3.08%	Sharpe Ratio 3 Yr	1.11
1 Year	7.44%	13.80%	Beta 1 Yr	0.63
3 Year	14.89%	13.31%	Beta 3 Yr	0.63
5 Year	12.02%	11.63%	Downcapture Ratio 1 Yr	69.41
Since Inception	13.24%	11.85%	Downcapture Ratio 3 Yr	44.03
			Upcapture ratio 1 Yr	57.52
			Upcapture ratio 3 Yr	78.02

Fund Manager



Rajesh Bhatia

Fee Structure

Fixed Fee		Variable Fee		Exit Load	
AMC	No Option	AMC	No Option	1st Year	No Option
		Hurdle	No Option	2nd Year	No Option
		Profit Sharing	No Option	3rd Year	No Option



BENCHMARK
NIFTY 50 Total Return Index



INCEPTION
1 August, 2023



INVESTMENT
Renaissance India Next
Fund III - Cat III AIF



AUM (₹ CR)
NA



FACTSHEET DATE
28 February 2026

	Investment Approach	Benchmark	Portfolio Characteristics	
1 Month	-2.40%	-0.51%	Portfolio Age	2 Years 6 Months
3 Month	-6.82%	-3.80%	Sharpe Ratio 1 Yr	0.34
6 Month	-3.34%	3.36%	Beta 1 Yr	1.16
1 Year	9.02%	15.07%	Downcapture Ratio 1 Yr	156.74
3 Year	N/A	14.64%	Upcapture ratio 1 Yr	96.50
5 Year	N/A	12.94%	P/E Ratio	22.60
Since Inception	10.17%	9.86%		

Composition



54%
Large Cap



26%
Mid Cap



20%
Small Cap

Fund Manager

Mr. Pankaj Murarka

Fee Structure

Fixed Fee		Variable Fee		Exit Load	
AMC	2.50%	AMC	No Option	1st Year	0.00%
		Hurdle	No Option	2nd Year	0.00%
		Profit Sharing	No Option	3rd Year	0.00%

BENCHMARK
NIFTY 50 Index

INCEPTION
31 March, 2024

INVESTMENT
Altacura - AI Maximus Fund

AUM (₹ CR)
NA

FACTSHEET DATE
31 January 2026

	Investment Approach	Benchmark	Portfolio Characteristics	
1 Month	-2.45%	-0.56%	Portfolio Age	1 Year 10 Months
3 Month	0.31%	-3.91%	Sharpe Ratio 1 Yr	0.63
6 Month	6.54%	3.08%	Beta 1 Yr	0.87
1 Year	12.76%	13.80%	Downcapture Ratio 1 Yr	74.15
3 Year	N/A	13.31%	Upcapture ratio 1 Yr	99.85
5 Year	N/A	11.63%		
Since Inception	12.81%	6.86%		

Composition



100%

Large Cap

Fund Manager



Fee Structure

Fixed Fee		Variable Fee		Exit Load	
AMC	No Option	AMC	No Option	1st Year	0.00%
		Hurdle	No Option	2nd Year	0.00%
		Profit Sharing	No Option	3rd Year	0.00%



BENCHMARK
CNX Small Cap



INCEPTION
19 July, 2023



INVESTMENT
A9 Finsight - Finavenue
Growth Fund



AUM (₹ CR)
475.00



FACTSHEET DATE
28 February 2026

	Investment Approach	Benchmark	Portfolio Characteristics	
1 Month	-2.75%	0.30%	Total Number of Stocks	96
3 Month	-14.95%	-5.05%	Portfolio Age	2 Years 7 Months
6 Month	-12.00%	-1.73%	Sharpe Ratio 1 Yr	0.35
1 Year	10.06%	15.16%	Beta 1 Yr	0.44
Since Inception	50.78%	16.28%	Downcapture Ratio 1 Yr	-106.12
			Upcapture ratio 1 Yr	-25.23

Composition

5.80%

Cash Equivalent

Fund Manager



Mr. Abhishek Jaiswal

Fee Structure

Fixed Fee		Variable Fee		Exit Load	
AMC	No	AMC	2.00%	1st Year	NA
		Hurdle	12.00%	2nd Year	1.00%
		Profit Sharing	20% Profit Sharing Over 12% Hurdle Rate	3rd Year	NA



BENCHMARK
NIFTY 50 Total Return Index



INCEPTION
28 January, 2022



INVESTMENT
Girik Multicap Growth
Equity Fund II



AUM (₹ CR)
203.15



FACTSHEET DATE
31 January 2026

	Investment Approach	Benchmark	Portfolio Characteristics	
1 Month	-3.16%	N/A	Total Number of Stocks	27
3 Month	-5.50%	N/A	Average Market Cap	357614.63 CR
6 Month	-3.64%	N/A	Portfolio Age	4 Years
1 Year	-0.07%	N/A	Sharpe Ratio 1 Yr	-0.28
3 Year	21.85%	N/A	Sharpe Ratio 3 Yr	1.10
Since Inception	12.26%	N/A	Beta 1 Yr	0.92
			Beta 3 Yr	0.98
			Downcapture Ratio 1 Yr	118.48
			Downcapture Ratio 3 Yr	89.17
			Upcapture ratio 1 Yr	78.73
			Upcapture ratio 3 Yr	127.61
			P/B Ratio	4.89
			P/E Ratio	37.48

Composition



47.46%
Large Cap



15.32%
Mid Cap



29.84%
Small Cap



7.38%
Cash Equivalent

Fund Manager



Charandeep Singh



Varun Daga

Fee Structure

Fixed Fee		Variable Fee		Exit Load	
AMC	NO OPTION	AMC	NO OPTION	1st Year	NO OPTION
		Hurdle	NO OPTION	2nd Year	NO OPTION
		Profit Sharing	NO OPTION	3rd Year	NO OPTION



BENCHMARK
NIFTY 50 Total Return Index



INCEPTION
19 August, 2014



INVESTMENT
Edelweiss - Alternative
Equity Scheme



AUM (₹ CR)
62.03



FACTSHEET DATE
28 February 2026

	Investment Approach	Benchmark	Portfolio Characteristics	
1 Month	-3.34%	-0.51%	Portfolio Age	11 Years 6 Months
3 Month	-8.57%	-3.80%	Sharpe Ratio 1 Yr	-0.59
6 Month	-5.04%	3.36%	Sharpe Ratio 3 Yr	0.02
1 Year	0.23%	15.07%	Beta 1 Yr	0.62
3 Year	4.98%	14.64%	Beta 3 Yr	0.73
5 Year	2.99%	12.94%	Downcapture Ratio 1 Yr	142.53
Since Inception	10.61%	11.89%	Downcapture Ratio 3 Yr	105.92
			Upcapture ratio 1 Yr	51.94
			Upcapture ratio 3 Yr	64.18

Fund Manager



Mr. Vivek Sharma



Nalin Moniz

Fee Structure

Fixed Fee		Variable Fee		Exit Load	
AMC	NO OPTION	AMC	NO OPTION	1st Year	NO OPTION
		Hurdle	NO OPTION	2nd Year	NO OPTION
		Profit Sharing	NO OPTION	3rd Year	NO OPTION



BENCHMARK
NIFTY Smallcap 250 Index



INCEPTION
18 October, 2024



INVESTMENT
PGIM India Equity
Growth Opportunities
Fund - Series II



AUM (₹ CR)
334.00



FACTSHEET DATE
28 February 2026

	Investment Approach	Benchmark	Portfolio Characteristics	
1 Month	-3.73%	0.19%	Portfolio Age	1 Year 4 Months
3 Month	-16.74%	-7.80%	Sharpe Ratio 1 Yr	-0.50
6 Month	-19.10%	-7.19%	Beta 1 Yr	0.84
1 Year	-4.66%	9.82%	Downcapture Ratio 1 Yr	105.77
Since Inception	-18.40%	-12.18%	Upcapture ratio 1 Yr	43.07

Fund Manager



Mr. Aniruddha Naha

Fee Structure

Fixed Fee		Variable Fee		Exit Load	
AMC	2.50%	AMC	-	1st Year	0.00%
		Hurdle	10.00%	2nd Year	0.00%
		Profit Sharing	20% Profit Sharing above 10% Hurdle	3rd Year	0.00%



BENCHMARK
S&P BSE 200 Index



INCEPTION
14 December, 2022



INVESTMENT
Abakkus Diversified Alpha
Fund



AUM (₹ CR)
2614.73



FACTSHEET DATE
31 January 2026

	Investment Approach	Benchmark	Portfolio Characteristics	
1 Month	-3.88%	N/A	Total Number of Stocks	31
3 Month	-2.34%	N/A	Average Market Cap	188850.18 CR
6 Month	1.84%	N/A	Portfolio Age	3 Years 1 Month
1 Year	8.91%	N/A	Sharpe Ratio 1 Yr	-0.75
3 Year	20.58%	N/A	Sharpe Ratio 3 Yr	-0.75
Since Inception	19.48%	N/A		

Composition



46.60%
Large Cap



21.98%
Mid Cap



28.24%
Small Cap



3.18%
Cash Equivalent

Fund Manager



Hitesh Arora



Sunil Singhania

Aman Chowhan

Fee Structure

Exit Load	
1st Year	No Option
2nd Year	No Option
3rd Year	No Option



BENCHMARK
NIFTY 50 Total Return Index



INCEPTION
12 March, 2024



INVESTMENT
Vajra Capital Growth Scheme



AUM (₹ CR)
NA




FACTSHEET DATE
31 January 2026

	Investment Approach	Benchmark	Portfolio Characteristics	
1 Month	-4.08%	N/A	Total Number of Stocks	18
3 Month	-2.25%	N/A	Average Market Cap	473108 CR
6 Month	4.94%	N/A	Portfolio Age	1 Year 10 Months
1 Year	13.49%	N/A	Sharpe Ratio 1 Yr	0.61
Since Inception	14.49%	N/A	Beta 1 Yr	0.99
			Downcapture Ratio 1 Yr	94.84
			Upcapture ratio 1 Yr	115.58
			P/B Ratio	8.04
			P/E Ratio	31.33

Composition



96.90%
Large Cap



3.10%
Cash Equivalent

Fund Manager



Vishruth Kajaria

Fee Structure

Exit Load	
1st Year	0.00%
2nd Year	0.00%
3rd Year	0.00%


BENCHMARK
NIFTY 50 Total Return Index

INCEPTION
9 December, 2022

INVESTMENT
Helios India Long Short
Fund

AUM (₹ CR)
NA

FACTSHEET DATE
28 February 2026

	Investment Approach	Benchmark	Portfolio Characteristics	
1 Month	-4.09%	-0.51%	Portfolio Age	3 Years 2 Months
3 Month	-9.82%	-3.80%	Sharpe Ratio 1 Yr	0.29
6 Month	-9.11%	3.36%	Beta 1 Yr	0.78
1 Year	5.37%	15.07%	Downcapture Ratio 1 Yr	112.05
3 Year	12.61%	14.64%	Upcapture ratio 1 Yr	76.36
5 Year	N/A	12.94%		
Since Inception	8.65%	11.26%		

Fund Manager

Dinshaw Irani
Fee Structure

Fixed Fee		Variable Fee	
AMC	1.75%	AMC	No Option
		Hurdle	No Option
		Profit Sharing	No Option



BENCHMARK
S&P BSE 200 Index



INCEPTION
3 February, 2021



INVESTMENT
Nippon - Champions 21st Century



AUM (₹ CR)
NA



FACTSHEET DATE
31 January 2026

Investment Approach		Benchmark	Portfolio Characteristics	
1 Month	-4.10%	N/A	Total Number of Stocks	40
3 Month	-4.40%	N/A	Average Market Cap	280630.37 CR
6 Month	-3.50%	N/A	Portfolio Age	4 Years 11 Months
1 Year	3.20%	N/A	Sharpe Ratio 1 Yr	-0.18
3 Year	15.60%	N/A	Sharpe Ratio 3 Yr	0.74
Since Inception	15.40%	N/A	Beta 1 Yr	0.92
			Beta 3 Yr	0.98
			Downcapture Ratio 1 Yr	94.78
			Downcapture Ratio 3 Yr	91.91
			Upcapture ratio 1 Yr	71.43
			Upcapture ratio 3 Yr	95.06
			P/B Ratio	4.45
			P/E Ratio	43.42

Composition



42.83%
Large Cap



19.94%
Mid Cap



28.14%
Small Cap



9.09%
Cash Equivalent

Fund Manager



Varun Goel

Fee Structure

Fixed Fee		Variable Fee		Exit Load	
AMC	No Option	AMC	No Option	1st Year	No Option
		Hurdle	No Option	2nd Year	No Option
		Profit Sharing	No Option	3rd Year	No Option



BENCHMARK
S&P BSE 500 Index



INCEPTION
3 January, 2018



INVESTMENT
Alchemy - Leaders of Tomorrow



AUM (₹ CR)
736.61



FACTSHEET DATE
31 January 2026

	Investment Approach	Benchmark	Portfolio Characteristics	
1 Month	-4.16%	N/A	Total Number of Stocks	29
3 Month	-9.03%	N/A	Average Market Cap	105765.94 CR
6 Month	-7.67%	N/A	Portfolio Age	8 Years
1 Year	-2.67%	N/A	Sharpe Ratio 1 Yr	-0.37
3 Year	20.23%	N/A	Sharpe Ratio 3 Yr	0.82
5 Year	18.64%	N/A	Beta 1 Yr	1.20
Since Inception	13.77%	N/A	Beta 3 Yr	1.09
			Downcapture Ratio 1 Yr	157.48
			Downcapture Ratio 3 Yr	107.26
			Upcapture ratio 1 Yr	98.78
			Upcapture ratio 3 Yr	114.50

Composition



32.97%
Large Cap



30.57%
Mid Cap



26.14%
Small Cap



10.32%
Cash Equivalent

Fund Manager



Hiren Ved

Fee Structure

Fixed Fee		Variable Fee		Exit Load	
AMC	No Option	AMC	No Option	1st Year	NO OPTION
		Hurdle	No Option	2nd Year	NO OPTION
		Profit Sharing	No Option	3rd Year	NO OPTION

BENCHMARK
S&P BSE 200 Total Return
Index

INCEPTION
23 September, 2019

INVESTMENT
Incred - India Value and
Growth Fund I

AUM (₹ CR)
79.00

FACTSHEET DATE
31 May 2024

	Investment Approach	Benchmark	Portfolio Characteristics	
1 Month	-4.40%	4.47%	Total Number of Stocks	19
3 Month	1.70%	6.86%	Average Market Cap	50858.28 CR
6 Month	7.40%	20.70%	Portfolio Age	4 Years 8 Months
1 Year	35.50%	36.64%	Sharpe Ratio 1 Yr	1.48
3 Year	17.10%	17.97%	Sharpe Ratio 3 Yr	0.66
5 Year	N/A	17.37%	P/B Ratio	7.44
Since Inception	22.50%	14.97%	P/E Ratio	72.75

Composition



Fund Manager



Aditya Sood

Fee Structure

Fixed Fee		Variable Fee	
AMC	NA	AMC	NA
		Hurdle	NA
		Profit Sharing	NA