


BENCHMARK
 CRISIL Composite Bond Index

INCEPTION
 9 March, 2017

INVESTMENT
 Northern arc - IFMR Fimpact Long
 Term Credit Fund

AUM (₹ CR)
 197.75

Investment Approach		Benchmark	Portfolio Characteristics	
1 Month	12.65%	N/A	Portfolio Age	7 Years 9 Months
3 Month	12.63%	N/A	Sharpe Ratio 1 Yr	-1.40
6 Month	12.59%	N/A	Sharpe Ratio 3 Yr	-1.35
1 Year	12.40%	N/A		
3 Year	12.52%	N/A		
5 Year	12.74%	N/A		
Since Inception	12.48%	N/A		

* Returns are as on @factsheet_date, * Returns over a 1 year period are annualized * Returns are calculated using the Time Weighted Rate of Return (TWRR) method and as provided by the respective AMCs. *ND (No Data) , * NA(Not Applicable) * Returns of the respective Benchmark Indices used are tabulated above. Benchmark(s) given are as per SEBI circular no. SEBI/HO/IMD/IMD-PoD-2/P/CIR/2022/172 dated December 16, 2022 and the APMI circular no. APMI/2022-23/02 dated 23rd March,2023 and Revised Annexure-1

Fund Manager
Fee Structure

Fixed Fee		Variable Fee		Exit Load	
AMC	1.50%	AMC	No Option	2nd Year	0%
		Hurdle	No Option	3rd Year	0%
		Profit Sharing	No Option		


BENCHMARK
Not Available


INCEPTION
1 March, 2017


INVESTMENT
IFMR Fimpack Long Term Credit Fund


AUM (₹ CR)
191.46

	Investment Approach	Benchmark
1 Month	11.03%	N/A
3 Month	11.06%	N/A
6 Month	10.47%	N/A
1 Year	11.10%	N/A
3 Year	11.99%	N/A
5 Year	12.44%	N/A
Since Inception	12.38%	N/A

Portfolio Characteristics	
Portfolio Age	8 Years 10 Months
Sharpe Ratio 1 Yr	-1.31
Sharpe Ratio 3 Yr	-1.16

* Returns are as on @factsheet_date, * Returns over a 1 year period are annualized * Returns are calculated using the Time Weighted Rate of Return (TWRR) method and as provided by the respective AMCs. *ND (No Data) , * NA(Not Applicable) * Returns of the respective Benchmark Indices used are tabulated above. Benchmark(s) given are as per SEBI circular no. SEBI/HO/IMD/IMD-PoD-2/P/CIR/2022/172 dated December 16, 2022 and the APMI circular no. APMI/2022-23/02 dated 23rd March,2023 and Revised Annexure-1

Composition



9.58%

Cash Equivalent

Fund Manager

Fee Structure

Exit Load	
1st Year	No Option
2nd Year	No Option
3rd Year	No Option


BENCHMARK
CRISIL Liquid Fund Index

INCEPTION
23 January, 2019

INVESTMENT
Northern Arc Money Market Alpha
Fund

AUM (₹ CR)
545.14

	Investment Approach	Benchmark	Portfolio Characteristics	
1 Month	8.62%	N/A	Portfolio Age	7 Years
3 Month	8.82%	N/A	Sharpe Ratio 1 Yr	45.91
6 Month	8.60%	N/A	Sharpe Ratio 3 Yr	11.60
1 Year	9.22%	N/A	Beta 1 Yr	0.92
3 Year	9.67%	N/A	Beta 3 Yr	1.10
5 Year	9.51%	N/A	Upcaptureratio 1 Yr	142.94
Since Inception	9.49%	N/A	Upcaptureratio 3 Yr	125.53

* Returns are as on @factsheet_date, * Returns over a 1 year period are annualized * Returns are calculated using the Time Weighted Rate of Return (TWRR) method and as provided by the respective AMCs. *ND (No Data) , * NA(Not Applicable) * Returns of the respective Benchmark Indices used are tabulated above. Benchmark(s) given are as per SEBI circular no. SEBI/HO/IMD/IMD-PoD-2/P/CIR/2022/172 dated December 16, 2022 and the APMI circular no. APMI/2022-23/02 dated 23rd March,2023 and Revised Annexure-1

Fund Manager

Ravi Vukkadala
Fee Structure

Fixed Fee		Variable Fee		Exit Load	
AMC	Nil	AMC	Nil	1st Year	Nil
		Hurdle	Nil	2nd Year	Nil
		Profit Sharing	Nil	3rd Year	Nil


BENCHMARK
S&P BSE 500 Index


INCEPTION
21 May, 2020


INVESTMENT
White Oak - India Select Equity Fund


AUM (₹ CR)
863.00

	Investment Approach	Benchmark
1 Month	7.89%	7.32%
3 Month	-8.13%	-4.39%
6 Month	-8.42%	-11.84%
1 Year	14.29%	5.96%
3 Year	11.78%	13.74%
Since Inception	23.64%	25.46%

* Returns are as on @factsheet_date, * Returns over a 1 year period are annualized * Returns are calculated using the Time Weighted Rate of Return (TWRR) method and as provided by the respective AMCs. *ND (No Data) , * NA(Not Applicable) * Returns of the respective Benchmark Indices used are tabulated above. Benchmark(s) given are as per SEBI circular no. SEBI/HO/IMD/IMD-PoD-2/P/CIR/2022/172 dated December 16, 2022 and the APMI circular no. APMI/2022-23/02 dated 23rd March,2023 and Revised Annexure-1

Portfolio Characteristics	
Total Number of Stocks	129
Average Market Cap	261210.15 CR
Portfolio Age	4 Years 10 Months
Sharpe Ratio 1 Yr	0.31
Sharpe Ratio 3 Yr	0.34
Beta 1 Yr	0.90
Beta 3 Yr	0.92
Downcapture Ratio 1 Yr	80.19
Downcapture Ratio 3 Yr	92.08
Upcapture ratio 1 Yr	106.36
Upcapture ratio 3 Yr	89.79

Composition



45.52%
Large Cap



9.62%
Mid Cap



41.51%
Small Cap



3.40%
Cash Equivalent

Fund Manager



White Oak Capital Management Consultants LLP

Fee Structure

Fixed Fee		Variable Fee		Exit Load	
AMC	2.00%	AMC	No Option	1st Year	0.00%
		Hurdle	No Option	2nd Year	0.00%
		Profit Sharing	No Option	3rd Year	0.00%


BENCHMARK
 NIFTY 50 Total Return Index

INCEPTION
 1 September, 2019

INVESTMENT
 SageOne - Flagship Growth 2 Fund

AUM (₹ CR)
 1184.00

	Investment Approach	Benchmark
1 Month	5.48%	4.27%
3 Month	1.00%	3.72%
6 Month	14.73%	8.33%
1 Year	-1.20%	5.32%
3 Year	22.77%	16.21%
Since Inception	15.51%	14.23%

* Returns are as on @factsheet_date, * Returns over a 1 year period are annualized * Returns are calculated using the Time Weighted Rate of Return (TWRR) method and as provided by the respective AMCs. *ND (No Data) , * NA(Not Applicable) * Returns of the respective Benchmark Indices used are tabulated above. Benchmark(s) given are as per SEBI circular no. SEBI/HO/IMD/IMD-PoD-2/P/CIR/2022/172 dated December 16, 2022 and the APMI circular no. APMI/2022-23/02 dated 23rd March,2023 and Revised Annexure-1

Portfolio Characteristics	
Total Number of Stocks	41
Average Market Cap	8600 CR
Portfolio Age	6 Years 1 Month
Sharpe Ratio 1 Yr	-0.20
Sharpe Ratio 3 Yr	-0.24
Beta 1 Yr	1.43
Downcapture Ratio 1 Yr	196.46
Upcapture ratio 1 Yr	125.68
P/E Ratio	37.20

Composition

Fund Manager

Samit Vartak
Fee Structure

Fixed Fee		Variable Fee		Exit Load	
AMC	No Option	AMC	1.00%	1st Year	0.00%
		Hurdle	10.00%	2nd Year	0.00%
		Profit Sharing	12%profit sharing above 10%hurdle	3rd Year	0.00%



BENCHMARK
S&P BSE 200 Index



INCEPTION
31 January, 2018



INVESTMENT
Nippon - India Millennial



AUM (₹ CR)
NA

	Investment Approach	Benchmark
1 Month	5.11%	N/A
3 Month	3.95%	N/A
6 Month	-5.42%	N/A
1 Year	-6.58%	N/A
3 Year	11.71%	N/A
5 Year	22.31%	N/A
Since Inception	14.15%	N/A

Portfolio Characteristics	
Total Number of Stocks	12
Average Market Cap	628500 CR
Portfolio Age	7 Years 3 Months

* Returns are as on @factsheet_date, * Returns over a 1 year period are annualized * Returns are calculated using the Time Weighted Rate of Return (TWRR) method and as provided by the respective AMCs. *ND (No Data) , * NA(Not Applicable) * Returns of the respective Benchmark Indices used are tabulated above. Benchmark(s) given are as per SEBI circular no. SEBI/HO/IMD/IMD-PoD-2/P/CIR/2022/172 dated December 16, 2022 and the APMI circular no. APMI/2022-23/02 dated 23rd March,2023 and Revised Annexure-1

Composition



73%
Large Cap



7%
Mid Cap



21%
Cash Equivalent

Fund Manager



Varun Goel

Fee Structure

Fixed Fee		Variable Fee		Exit Load	
AMC	No Option	AMC	No Option	1st Year	0.00%
		Hurdle	No Option	2nd Year	0.00%
		Profit Sharing	No Option	3rd Year	0.00%



BENCHMARK
S&P BSE 500 Total Return Index



INCEPTION
25 October, 2021



INVESTMENT
I Wealth - I Wealth Fund 2



AUM (₹ CR)
200.00

	Investment Approach	Benchmark
1 Month	4.76%	3.92%
3 Month	13.29%	10.38%
6 Month	23.06%	14.85%
1 Year	58.27%	26.31%
3 Year	21.99%	16.54%
5 Year	30.71%	17.55%
Since Inception	23.77%	14.68%

Portfolio Characteristics	
Portfolio Age	2 Years 9 Months

* Returns are as on @factsheet_date, * Returns over a 1 year period are annualized * Returns are calculated using the Time Weighted Rate of Return (TWRR) method and as provided by the respective AMCs. *ND (No Data) , * NA(Not Applicable) * Returns of the respective Benchmark Indices used are tabulated above. Benchmark(s) given are as per SEBI circular no. SEBI/HO/IMD/IMD-PoD-2/P/CIR/2022/172 dated December 16, 2022 and the APMI circular no. APMI/2022-23/02 dated 23rd March,2023 and Revised Annexure-1

Fund Manager
Bharat Jain

Fee Structure

Fixed Fee		Variable Fee	
AMC	1.50%	AMC	NIL
		Hurdle	10.00%
		Profit Sharing	15% Profit Sharing Over 10% Hurdle rate



BENCHMARK
S&P BSE 200 Index



INCEPTION
1 July, 2024



INVESTMENT
WHITESPACE FUND 3 - Multi Asset
Fund



AUM (₹ CR)
NA

	Investment Approach	Benchmark
1 Month	4.65%	4.40%
3 Month	5.26%	3.76%
6 Month	12.45%	6.51%
1 Year	10.00%	4.95%
3 Year	N/A	14.11%
5 Year	N/A	18.90%
Since Inception	8.45%	2.88%

Portfolio Characteristics	
Portfolio Age	1 Year 3 Months
Sharpe Ratio 1 Yr	0.70

* Returns are as on @factsheet_date, * Returns over a 1 year period are annualized * Returns are calculated using the Time Weighted Rate of Return (TWRR) method and as provided by the respective AMCs. *ND (No Data) , * NA(Not Applicable) * Returns of the respective Benchmark Indices used are tabulated above. Benchmark(s) given are as per SEBI circular no. SEBI/HO/IMD/IMD-PoD-2/P/CIR/2022/172 dated December 16, 2022 and the APMI circular no. APMI/2022-23/02 dated 23rd March,2023 and Revised Annexure-1

Composition



50%

Large Cap

Fund Manager

PUNEET SHARMA

Fee Structure

Fixed Fee		Variable Fee		Exit Load	
AMC	2.00%	AMC	No Option	1st Year	0.00%
		Hurdle	20.00%	2nd Year	0.00%
		Profit Sharing	40% Profit sharing upto 20% hurdle	3rd Year	0.00%


BENCHMARK
NIFTY 50 Index


INCEPTION
1 June, 2018


INVESTMENT
I Wealth - I Wealth Fund 1


AUM (₹ CR)
0.00

	Investment Approach	Benchmark
1 Month	4.40%	2.40%
3 Month	-0.10%	-0.20%
6 Month	10.60%	11.90%
1 Year	55.60%	36.10%
3 Year	27.08%	19.13%
5 Year	NA	N/A
Since Inception	24.03%	16.65%

Portfolio Characteristics	
Portfolio Age	3 Years 6 Months
Sharpe Ratio 1 Yr	2.27
Sharpe Ratio 3 Yr	1.40
Beta 1 Yr	1.03
Beta 3 Yr	0.30
P/B Ratio	0.00
P/E Ratio	0.00

* Returns are as on @factsheet_date, * Returns over a 1 year period are annualized * Returns are calculated using the Time Weighted Rate of Return (TWRR) method and as provided by the respective AMCs. *ND (No Data) , * NA(Not Applicable) * Returns of the respective Benchmark Indices used are tabulated above. Benchmark(s) given are as per SEBI circular no. SEBI/HO/IMD/IMD-PoD-2/P/CIR/2022/172 dated December 16, 2022 and the APMI circular no. APMI/2022-23/02 dated 23rd March,2023 and Revised Annexure-1

Composition



0%

Cash Equivalent

Fund Manager
Bharat Jain

Fee Structure

Fixed Fee		Variable Fee	
AMC	1.50%	AMC	NIL
		Hurdle	10.00%
		Profit Sharing	15% Profit Sharing Over 10% Hurdle rate



BENCHMARK
NIFTY 500 Index



INCEPTION
23 October, 2020



INVESTMENT
MNCL Capital Compounder Fund



AUM (₹ CR)
95.40

	Investment Approach	Benchmark	Portfolio Characteristics	
1 Month	3.98%	4.59%	Portfolio Age	2 Years 7 Months
3 Month	8.70%	5.65%	Sharpe Ratio 1 Yr	0.92
6 Month	10.16%	0.25%	Beta 1 Yr	0.93
1 Year	22.49%	12.84%	P/B Ratio	0.00
Since Inception	23.46%	20.98%	P/E Ratio	0.00

* Returns are as on @factsheet_date, * Returns over a 1 year period are annualized * Returns are calculated using the Time Weighted Rate of Return (TWRR) method and as provided by the respective AMCs. *ND (No Data) , * NA(Not Applicable) * Returns of the respective Benchmark Indices used are tabulated above. Benchmark(s) given are as per SEBI circular no. SEBI/HO/IMD/IMD-PoD-2/P/CIR/2022/172 dated December 16, 2022 and the APMI circular no. APMI/2022-23/02 dated 23rd March,2023 and Revised Annexure-1

Fund Manager

Abhisar Jain

Fee Structure



BENCHMARK
S&P BSE 500 Total Return Index



INCEPTION
24 November, 2022



INVESTMENT
White Oak India Equity Fund VI (WOIEF VI)



AUM (₹ CR)
629.37

	Investment Approach	Benchmark
1 Month	3.80%	4.57%
3 Month	3.30%	3.39%
6 Month	8.60%	4.61%
1 Year	4.30%	5.73%
3 Year	N/A	11.38%
5 Year	N/A	16.20%
Since Inception	15.80%	15.91%

Portfolio Characteristics	
Total Number of Stocks	133
Average Market Cap	339038.17 CR
Portfolio Age	2 Years 11 Months
Sharpe Ratio 1 Yr	-0.02
Beta 1 Yr	1.03
Downcapture Ratio 1 Yr	110.31
Upcapture ratio 1 Yr	104.33

* Returns are as on @factsheet_date, * Returns over a 1 year period are annualized * Returns are calculated using the Time Weighted Rate of Return (TWRR) method and as provided by the respective AMCs. *ND (No Data) , * NA(Not Applicable) * Returns of the respective Benchmark Indices used are tabulated above. Benchmark(s) given are as per SEBI circular no. SEBI/HO/IMD/IMD-PoD-2/P/CIR/2022/172 dated December 16, 2022 and the APMI circular no. APMI/2022-23/02 dated 23rd March,2023 and Revised Annexure-1

Composition



50.37%
Large Cap



8.15%
Mid Cap



38.01%
Small Cap



3.49%
Cash Equivalent

Fund Manager



White Oak Capital Management Consultants LLP

Fee Structure

Exit Load	
1st Year	Nil
2nd Year	Nil
3rd Year	Nil



BENCHMARK
NIFTY 50 Total Return Index



INCEPTION
1 August, 2023



INVESTMENT
Renaissance India Next Fund III - Cat
III AIF



AUM (₹ CR)
339.00

	Investment Approach	Benchmark	Portfolio Characteristics	
1 Month	3.71%	4.20%	Portfolio Age	2 Years 2 Months
3 Month	-0.73%	3.42%	Sharpe Ratio 1 Yr	-0.34
6 Month	3.99%	7.43%	Beta 1 Yr	1.25
1 Year	-1.05%	4.13%	Downcapture Ratio 1 Yr	160.26
3 Year	N/A	14.81%	Upcapture ratio 1 Yr	98.47
5 Year	N/A	19.59%	P/E Ratio	22.60
Since Inception	14.57%	12.44%		

* Returns are as on @factsheet_date, * Returns over a 1 year period are annualized * Returns are calculated using the Time Weighted Rate of Return (TWRR) method and as provided by the respective AMCs. *ND (No Data) , * NA(Not Applicable) * Returns of the respective Benchmark Indices used are tabulated above. Benchmark(s) given are as per SEBI circular no. SEBI/HO/IMD/IMD-PoD-2/P/CIR/2022/172 dated December 16, 2022 and the APMI circular no. APMI/2022-23/02 dated 23rd March,2023 and Revised Annexure-1

Composition



54%
Large Cap



26%
Mid Cap



20%
Small Cap

Fund Manager

Mr. Pankaj Murarka

Fee Structure

Fixed Fee		Variable Fee		Exit Load	
AMC	2.50%	AMC	No Option	1st Year	0.00%
		Hurdle	No Option	2nd Year	0.00%
		Profit Sharing	No Option	3rd Year	0.00%



BENCHMARK
S&P BSE 500 Total Return Index



INCEPTION
18 February, 2022



INVESTMENT
White Oak India Equity Fund V (WOIEF V)



AUM (₹ CR)
1163.74

	Investment Approach	Benchmark
1 Month	3.70%	4.30%
3 Month	3.40%	3.70%
6 Month	9.80%	8.30%
1 Year	3.00%	5.30%
3 Year	13.80%	16.20%
5 Year	N/A	21.10%
Since Inception	11.70%	14.80%

* Returns are as on @factsheet_date, * Returns over a 1 year period are annualized * Returns are calculated using the Time Weighted Rate of Return (TWRR) method and as provided by the respective AMCs. *ND (No Data) , * NA(Not Applicable) * Returns of the respective Benchmark Indices used are tabulated above. Benchmark(s) given are as per SEBI circular no. SEBI/HO/IMD/IMD-PoD-2/P/CIR/2022/172 dated December 16, 2022 and the APMI circular no. APMI/2022-23/02 dated 23rd March,2023 and Revised Annexure-1

Portfolio Characteristics	
Total Number of Stocks	98
Average Market Cap	534177.92 CR
Portfolio Age	3 Years 8 Months
Sharpe Ratio 1 Yr	-0.10
Sharpe Ratio 3 Yr	0.63
Beta 1 Yr	1.01
Beta 3 Yr	0.90
Downcapture Ratio 1 Yr	111.63
Downcapture Ratio 3 Yr	91.51
Upcapture ratio 1 Yr	99.73
Upcapture ratio 3 Yr	88.88

Composition



61.18%
Large Cap



6.11%
Mid Cap



21.36%
Small Cap



11.40%
Cash Equivalent

Fund Manager



White Oak Capital Management Consultants LLP

Fee Structure

Exit Load	
1st Year	Nil
2nd Year	Nil
3rd Year	Nil



BENCHMARK
S&P BSE 500 Total Return Index



INCEPTION
5 February, 2025



INVESTMENT
White Oak Capital Equity Fund



AUM (₹ CR)
114.29

	Investment Approach	Benchmark
1 Month	3.60%	4.57%
3 Month	1.50%	3.39%
6 Month	9.90%	4.61%
1 Year	N/A	5.73%
3 Year	N/A	11.38%
5 Year	N/A	16.20%
Since Inception	9.57%	9.67%

Portfolio Characteristics	
Total Number of Stocks	76
Average Market Cap	128559.36 CR
Portfolio Age	8 Months
P/B Ratio	4.50
P/E Ratio	36.77

* Returns are as on @factsheet_date, * Returns over a 1 year period are annualized * Returns are calculated using the Time Weighted Rate of Return (TWRR) method and as provided by the respective AMCs. *ND (No Data) , * NA(Not Applicable) * Returns of the respective Benchmark Indices used are tabulated above. Benchmark(s) given are as per SEBI circular no. SEBI/HO/IMD/IMD-PoD-2/P/CIR/2022/172 dated December 16, 2022 and the APMI circular no. APMI/2022-23/02 dated 23rd March,2023 and Revised Annexure-1

Composition



15.91%
Large Cap



4.84%
Mid Cap



62.75%
Small Cap



3.20%
Cash Equivalent

Fund Manager



White Oak Capital Management Consultants LLP

Fee Structure

Exit Load	
1st Year	Nil
2nd Year	Nil
3rd Year	Nil



BENCHMARK
S&P BSE 500 Index



INCEPTION
7 March, 2019



INVESTMENT
White Oak - India Equity Fund II



AUM (₹ CR)
613.72

	Investment Approach	Benchmark
1 Month	3.50%	4.30%
3 Month	3.10%	3.70%
6 Month	10.90%	8.30%
1 Year	2.10%	5.30%
3 Year	13.50%	16.20%
5 Year	17.70%	21.10%
Since Inception	17.50%	16.50%

* Returns are as on @factsheet_date, * Returns over a 1 year period are annualized * Returns are calculated using the Time Weighted Rate of Return (TWRR) method and as provided by the respective AMCs. *ND (No Data) , * NA(Not Applicable) * Returns of the respective Benchmark Indices used are tabulated above. Benchmark(s) given are as per SEBI circular no. SEBI/HO/IMD/IMD-PoD-2/P/CIR/2022/172 dated December 16, 2022 and the APMI circular no. APMI/2022-23/02 dated 23rd March,2023 and Revised Annexure-1

Portfolio Characteristics	
Total Number of Stocks	147
Average Market Cap	286309.57 CR
Portfolio Age	6 Years 7 Months
Sharpe Ratio 1 Yr	0.09
Sharpe Ratio 3 Yr	0.55
Beta 1 Yr	1.09
Beta 3 Yr	0.89
Downcapture Ratio 1 Yr	112.16
Downcapture Ratio 3 Yr	90.81
Upcapture ratio 1 Yr	113.18
Upcapture ratio 3 Yr	88.39

Composition



45.55%
Large Cap



7.63%
Mid Cap



42.67%
Small Cap



4.20%
Cash Equivalent

Fund Manager



White Oak Capital Management Consultants LLP

Fee Structure

Fixed Fee		Variable Fee		Exit Load	
AMC	2.00%	AMC	No Option	1st Year	0.00%
		Hurdle	No Option	2nd Year	0.00%
		Profit Sharing	No Option	3rd Year	0.00%



BENCHMARK
NIFTY Mid Small Cap 400



INCEPTION
22 March, 2022



INVESTMENT
Karma Capital India Fund - Series 1



AUM (₹ CR)
NA

	Investment Approach	Benchmark
1 Month	2.77%	0.73%
3 Month	14.40%	14.82%
6 Month	17.70%	22.81%
1 Year	33.50%	51.19%
Since Inception	20.42%	33.77%

* Returns are as on @factsheet_date, * Returns over a 1 year period are annualized * Returns are calculated using the Time Weighted Rate of Return (TWRR) method and as provided by the respective AMCs. *ND (No Data) , * NA(Not Applicable) * Returns of the respective Benchmark Indices used are tabulated above. Benchmark(s) given are as per SEBI circular no. SEBI/HO/IMD/IMD-PoD-2/P/CIR/2022/172 dated December 16, 2022 and the APMI circular no. APMI/2022-23/02 dated 23rd March,2023 and Revised Annexure-1

Portfolio Characteristics	
Total Number of Stocks	26
Average Market Cap	109536.22 CR
Portfolio Age	2 Years 5 Months
Sharpe Ratio 1 Yr	2.23
Beta 1 Yr	0.49
P/B Ratio	6.56
P/E Ratio	42.58

Composition



20.73%
Large Cap



16.89%
Mid Cap



45.38%
Small Cap



5.89%
Cash Equivalent

Fund Manager

Darshan Engineer

Fee Structure

Fixed Fee		Variable Fee		Exit Load	
AMC	NA	AMC	NA	2nd Year	4%
		Hurdle	NA	3rd Year	3%
		Profit Sharing	NA		



BENCHMARK
S&P BSE 200 Index



INCEPTION
10 May, 2022



INVESTMENT
Quest Smart Alpha Sector Rotation



AUM (₹ CR)
NA

	Investment Approach	Benchmark
1 Month	2.66%	4.40%
3 Month	0.14%	3.76%
6 Month	10.84%	6.51%
1 Year	-2.27%	4.95%
3 Year	16.80%	14.11%
5 Year	N/A	18.90%
Since Inception	16.83%	16.37%

Portfolio Characteristics	
Portfolio Age	3 Years 5 Months
Sharpe Ratio 1 Yr	-0.27
Sharpe Ratio 3 Yr	0.70

* Returns are as on @factsheet_date, * Returns over a 1 year period are annualized * Returns are calculated using the Time Weighted Rate of Return (TWRR) method and as provided by the respective AMCs. *ND (No Data) , * NA(Not Applicable) * Returns of the respective Benchmark Indices used are tabulated above. Benchmark(s) given are as per SEBI circular no. SEBI/HO/IMD/IMD-PoD-2/P/CIR/2022/172 dated December 16, 2022 and the APMI circular no. APMI/2022-23/02 dated 23rd March,2023 and Revised Annexure-1

Fund Manager



Aniruddha Sarkar

Fee Structure

Fixed Fee		Variable Fee		Exit Load	
AMC	No Option	AMC	No Option	1st Year	0.00%
		Hurdle	No Option	2nd Year	0.00%
		Profit Sharing	No Option	3rd Year	0.00%



BENCHMARK
S&P BSE 500 Total Return Index



INCEPTION
16 December, 2022



INVESTMENT
Prudent Equity ACE Fund



AUM (₹ CR)
NA

	Investment Approach	Benchmark
1 Month	2.60%	4.57%
3 Month	-1.10%	3.39%
6 Month	4.90%	4.61%
1 Year	-3.70%	5.73%
3 Year	N/A	11.38%
5 Year	N/A	16.20%
Since Inception	30.70%	14.62%

Portfolio Characteristics	
Portfolio Age	2 Years 10 Months
Sharpe Ratio 1 Yr	-0.36
Beta 1 Yr	1.21
Downcapture Ratio 1 Yr	152.39
Upcapture ratio 1 Yr	103.95

* Returns are as on @factsheet_date, * Returns over a 1 year period are annualized * Returns are calculated using the Time Weighted Rate of Return (TWRR) method and as provided by the respective AMCs. *ND (No Data) , * NA(Not Applicable) * Returns of the respective Benchmark Indices used are tabulated above. Benchmark(s) given are as per SEBI circular no. SEBI/HO/IMD/IMD-PoD-2/P/CIR/2022/172 dated December 16, 2022 and the APMI circular no. APMI/2022-23/02 dated 23rd March,2023 and Revised Annexure-1

Composition



50%

Cash Equivalent

Fund Manager

Siddharth Oberoi

Fee Structure

Fixed Fee		Variable Fee		Exit Load	
AMC	3.75%	AMC	1.00%	1st Year	0.00%
		Hurdle	No Option	2nd Year	0.00%
		Profit Sharing	15% Profit Sharing on All Profits	3rd Year	0.00%



BENCHMARK
NIFTY 500 Total Return Index



INCEPTION
28 March, 2023



INVESTMENT
RATIONAL EQUITY FLAGSHIP FUND I



AUM (₹ CR)
108.00

	Investment Approach	Benchmark
1 Month	2.53%	4.37%
3 Month	-1.41%	3.73%
6 Month	11.71%	8.42%
1 Year	7.01%	5.56%
3 Year	N/A	16.49%
5 Year	N/A	21.09%
Since Inception	36.77%	23.18%

Portfolio Characteristics	
Portfolio Age	2 Years 7 Months
Sharpe Ratio 1 Yr	0.14
Beta 1 Yr	0.76
Downcapture Ratio 1 Yr	58.26
Upcapture ratio 1 Yr	76.02

* Returns are as on @factsheet_date, * Returns over a 1 year period are annualized * Returns are calculated using the Time Weighted Rate of Return (TWRR) method and as provided by the respective AMCs. *ND (No Data) , * NA(Not Applicable) * Returns of the respective Benchmark Indices used are tabulated above. Benchmark(s) given are as per SEBI circular no. SEBI/HO/IMD/IMD-PoD-2/P/CIR/2022/172 dated December 16, 2022 and the APMI circular no. APMI/2022-23/02 dated 23rd March,2023 and Revised Annexure-1

Fund Manager



Krish Iyer

Fee Structure

Fixed Fee		Variable Fee		Exit Load	
AMC	No Option	AMC	No Option	1st Year	0.00%
		Hurdle	6.00%	2nd Year	0.00%
		Profit Sharing	20% Profit Sharing above 6% Hurdle	3rd Year	0.00%



BENCHMARK
S&P BSE 500 Index



INCEPTION
14 February, 2022



INVESTMENT
Alchemy leaders of tomorrow-closed ended



AUM (₹ CR)
475.14

	Investment Approach	Benchmark
1 Month	2.02%	0.86%
3 Month	6.46%	6.37%
6 Month	2.01%	4.80%
1 Year	0.46%	5.07%
3 Year	17.62%	13.88%
Since Inception	13.90%	12.92%

* Returns are as on @factsheet_date, * Returns over a 1 year period are annualized * Returns are calculated using the Time Weighted Rate of Return (TWRR) method and as provided by the respective AMCs. *ND (No Data) , * NA(Not Applicable) * Returns of the respective Benchmark Indices used are tabulated above. Benchmark(s) given are as per SEBI circular no. SEBI/HO/IMD/IMD-PoD-2/P/CIR/2022/172 dated December 16, 2022 and the APMI circular no. APMI/2022-23/02 dated 23rd March,2023 and Revised Annexure-1

Portfolio Characteristics	
Total Number of Stocks	21
Average Market Cap	162367.79 CR
Portfolio Age	3 Years 9 Months
Sharpe Ratio 1 Yr	-0.11
Sharpe Ratio 3 Yr	0.67
Beta 1 Yr	1.50
Beta 3 Yr	1.18
Downcapture Ratio 1 Yr	173.47
Downcapture Ratio 3 Yr	120.26
Upcapture ratio 1 Yr	134.88
Upcapture ratio 3 Yr	117.06

Composition



43.13%
Large Cap



38.14%
Mid Cap



8.16%
Small Cap



14.18%
Cash Equivalent

Fund Manager



Himani Shah



Mr. Hiren Ved

Fee Structure

Fixed Fee		Variable Fee		Exit Load	
AMC	No option	AMC	No option	1st Year	0.00%
		Hurdle	No option	2nd Year	0.00%
				3rd Year	0.00%


BENCHMARK


INCEPTION
8 February, 2024


INVESTMENT
YES Wealth Maximiser AIF


AUM (₹ CR)
NA

	Investment Approach	Benchmark
1 Month	2.00%	N/A
3 Month	2.73%	N/A
6 Month	8.97%	N/A
1 Year	6.09%	N/A
Since Inception	19.37%	N/A

Portfolio Characteristics	
Portfolio Age	1 Year 8 Months
Sharpe Ratio 1 Yr	0.20

* Returns are as on @factsheet_date, * Returns over a 1 year period are annualized * Returns are calculated using the Time Weighted Rate of Return (TWRR) method and as provided by the respective AMCs. *ND (No Data) , * NA(Not Applicable) * Returns of the respective Benchmark Indices used are tabulated above. Benchmark(s) given are as per SEBI circular no. SEBI/HO/IMD/IMD-PoD-2/P/CIR/2022/172 dated December 16, 2022 and the APMI circular no. APMI/2022-23/02 dated 23rd March,2023 and Revised Annexure-1

Composition



Fund Manager



Nitasha Shankar

Fee Structure

Fixed Fee		Variable Fee		Exit Load	
AMC	No Option	AMC	No Option	1st Year	3.00%
		Hurdle	No Option	2nd Year	2.00%
		Profit Sharing	No Option	3rd Year	1.00%



BENCHMARK
S&P BSE 200 Total Return Index



INCEPTION
3 February, 2023



INVESTMENT
360 ONE Equity Opportunity Fund -
Series 2



AUM (₹ CR)
531.40

	Investment Approach	Benchmark	Portfolio Characteristics	
1 Month	1.99%	1.50%	Total Number of Stocks	38
3 Month	5.02%	7.32%	Average Market Cap	393238.12 CR
6 Month	-0.86%	6.20%	Portfolio Age	2 Years 9 Months
1 Year	-3.71%	7.69%	Sharpe Ratio 1 Yr	-0.83
3 Year	N/A	14.80%	Beta 1 Yr	0.72
5 Year	N/A	18.13%	Downcapture Ratio 1 Yr	113.06
Since Inception	10.30%	18.55%	Upcapture ratio 1 Yr	59.21
			P/B Ratio	4.46
			P/E Ratio	31.29

* Returns are as on @factsheet_date, * Returns over a 1 year period are annualized * Returns are calculated using the Time Weighted Rate of Return (TWRR) method and as provided by the respective AMCs. *ND (No Data) , * NA(Not Applicable) * Returns of the respective Benchmark Indices used are tabulated above. Benchmark(s) given are as per SEBI circular no. SEBI/HO/IMD/IMD-PoD-2/P/CIR/2022/172 dated December 16, 2022 and the APMI circular no. APMI/2022-23/02 dated 23rd March,2023 and Revised Annexure-1

Composition



55.72%
Large Cap



8.37%
Mid Cap



35.55%
Small Cap



0.32%
Cash Equivalent

Fund Manager



Mr. Mehel Jani

Fee Structure

Fixed Fee		Variable Fee		Exit Load	
AMC	No Option	AMC	No Option	1st Year	0.00%
		Hurdle	No Option	2nd Year	0.00%
		Profit Sharing	No Option	3rd Year	0.00%



BENCHMARK
NIFTY 500 Total Return Index



INCEPTION
14 February, 2022



INVESTMENT
Motilal Oswal Hedged Equity
Multifactor Strategy



AUM (₹ CR)
NA

	Investment Approach	Benchmark	Portfolio Characteristics	
1 Month	1.85%	4.37%	Total Number of Stocks	39
3 Month	0.40%	3.73%	Portfolio Age	3 Years 8 Months
6 Month	1.27%	8.42%	Sharpe Ratio 1 Yr	-1.03
1 Year	-10.76%	5.56%	Sharpe Ratio 3 Yr	0.66
3 Year	16.76%	16.49%	Beta 1 Yr	0.89
5 Year	N/A	21.09%	Beta 3 Yr	1.03
Since Inception	12.36%	14.51%	Downcapture Ratio 1 Yr	107.46
			Downcapture Ratio 3 Yr	89.96
			Upcapture ratio 1 Yr	35.15
			Upcapture ratio 3 Yr	98.55

* Returns are as on @factsheet_date, * Returns over a 1 year period are annualized * Returns are calculated using the Time Weighted Rate of Return (TWRR) method and as provided by the respective AMCs. *ND (No Data) , * NA(Not Applicable) * Returns of the respective Benchmark Indices used are tabulated above. Benchmark(s) given are as per SEBI circular no. SEBI/HO/IMD/IMD-PoD-2/P/CIR/2022/172 dated December 16, 2022 and the APMI circular no. APMI/2022-23/02 dated 23rd March,2023 and Revised Annexure-1

Fund Manager



Bijon Pani

Fee Structure

Fixed Fee		Variable Fee		Exit Load	
AMC	No Option	AMC	No Option	1st Year	3.00%
		Hurdle	No Option	2nd Year	2.00%
		Profit Sharing	No Option	3rd Year	1.00%



BENCHMARK
NIFTY 50 Total Return Index



INCEPTION
16 February, 2022



INVESTMENT
Kotak India Renaissance Fund-I



AUM (₹ CR)
64.50

	Investment Approach	Benchmark
1 Month	1.80%	1.92%
3 Month	-0.36%	7.45%
6 Month	0.44%	6.68%
1 Year	0.23%	9.94%
3 Year	13.31%	13.07%
5 Year	15.79%	N/A
Since Inception	13.61%	12.84%

* Returns are as on @factsheet_date, * Returns over a 1 year period are annualized * Returns are calculated using the Time Weighted Rate of Return (TWRR) method and as provided by the respective AMCs. *ND (No Data) , * NA(Not Applicable) * Returns of the respective Benchmark Indices used are tabulated above. Benchmark(s) given are as per SEBI circular no. SEBI/HO/IMD/IMD-PoD-2/P/CIR/2022/172 dated December 16, 2022 and the APMI circular no. APMI/2022-23/02 dated 23rd March,2023 and Revised Annexure-1

Portfolio Characteristics	
Total Number of Stocks	27
Average Market Cap	333803.12 CR
Portfolio Age	3 Years 9 Months
Sharpe Ratio 1 Yr	-0.70
Sharpe Ratio 3 Yr	0.73
Beta 1 Yr	1.05
Beta 3 Yr	0.95
Downcapture Ratio 1 Yr	178.10
Downcapture Ratio 3 Yr	101.16
Upcapture ratio 1 Yr	72.21
Upcapture ratio 3 Yr	111.95
P/B Ratio	4.17
P/E Ratio	30.36

Composition



56.09%
Large Cap



14.95%
Mid Cap



29.11%
Small Cap



-0.15%
Cash Equivalent

Fund Manager

kotak mahindra asset management company ltd

Fee Structure

Fixed Fee		Variable Fee		Exit Load	
AMC	No Option	AMC	No Option	2nd Year	0%
		Hurdle	No Option	3rd Year	0%
		Profit Sharing	No Option		


BENCHMARK
NIFTY 500 Index


INCEPTION
21 November, 2023


INVESTMENT
Emkay Emerging Stars Fund Series VI

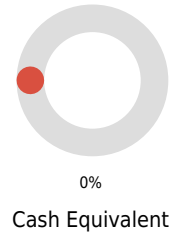
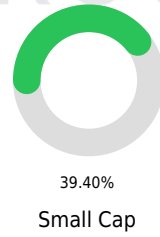
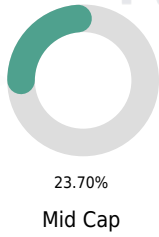
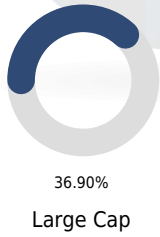

AUM (₹ CR)
NA

	Investment Approach	Benchmark
1 Month	1.70%	-3.00%
3 Month	10.60%	4.00%
6 Month	6.80%	6.20%
1 Year	-2.20%	-2.60%
Since Inception	14.20%	16.70%

Portfolio Characteristics	
Average Market Cap	148570 CR
Portfolio Age	1 Year 8 Months
Sharpe Ratio 1 Yr	-0.17
Beta 1 Yr	1.32
Downcapture Ratio 1 Yr	115.70
Upcapture ratio 1 Yr	124.01

* Returns are as on @factsheet_date, * Returns over a 1 year period are annualized * Returns are calculated using the Time Weighted Rate of Return (TWRR) method and as provided by the respective AMCs. *ND (No Data) , * NA(Not Applicable) * Returns of the respective Benchmark Indices used are tabulated above. Benchmark(s) given are as per SEBI circular no. SEBI/HO/IMD/IMD-PoD-2/P/CIR/2022/172 dated December 16, 2022 and the APMI circular no. APMI/2022-23/02 dated 23rd March,2023 and Revised Annexure-1

Composition



Fund Manager



Manish Sonthalia

Fee Structure

Fixed Fee		Variable Fee		Exit Load	
AMC	No option	AMC	No option	1st Year	0.00%
		Hurdle	No option	2nd Year	0.00%
				3rd Year	0.00%


BENCHMARK
NIFTY 50 Total Return Index

INCEPTION
10 March, 2017

INVESTMENT
Aventus Absolute Return Fund

AUM (₹ CR)
1028.39

	Investment Approach	Benchmark
1 Month	1.58%	-2.00%
3 Month	1.97%	-8.30%
6 Month	6.60%	-1.10%
1 Year	10.61%	10.10%
3 Year	10.08%	12.20%
5 Year	N/A	15.50%
Since Inception	12.02%	14.70%

Portfolio Characteristics	
Portfolio Age	7 Years 9 Months

* Returns are as on @factsheet_date, * Returns over a 1 year period are annualized * Returns are calculated using the Time Weighted Rate of Return (TWRR) method and as provided by the respective AMCs. *ND (No Data) , * NA(Not Applicable) * Returns of the respective Benchmark Indices used are tabulated above. Benchmark(s) given are as per SEBI circular no. SEBI/HO/IMD/IMD-PoD-2/P/CIR/2022/172 dated December 16, 2022 and the APMI circular no. APMI/2022-23/02 dated 23rd March,2023 and Revised Annexure-1

Fund Manager
Nandik Mallik
Fee Structure

Fixed Fee		Variable Fee		Exit Load	
AMC	No Option	AMC	No Option	2nd Year	0%
		Hurdle	No Option	3rd Year	0%
		Profit Sharing	No Option		



BENCHMARK
S&P BSE 500 Index



INCEPTION
31 August, 2025



INVESTMENT
Abakkus Flexi Edge Fund - 1



AUM (₹ CR)
975.00

	Investment Approach	Benchmark
1 Month	1.25%	0.86%
3 Month	7.40%	6.37%
6 Month	N/A	4.80%
1 Year	N/A	5.07%
3 Year	N/A	13.88%
5 Year	N/A	17.16%
Since Inception	7.40%	6.37%

Portfolio Characteristics	
Total Number of Stocks	27
Average Market Cap	192743.13 CR
Portfolio Age	3 Months

* Returns are as on @factsheet_date, * Returns over a 1 year period are annualized * Returns are calculated using the Time Weighted Rate of Return (TWRR) method and as provided by the respective AMCs. *ND (No Data) , * NA(Not Applicable) * Returns of the respective Benchmark Indices used are tabulated above. Benchmark(s) given are as per SEBI circular no. SEBI/HO/IMD/IMD-PoD-2/P/CIR/2022/172 dated December 16, 2022 and the APMI circular no. APMI/2022-23/02 dated 23rd March,2023 and Revised Annexure-1

Composition



37.07%
Large Cap



21.47%
Mid Cap



18.49%
Small Cap



22.97%
Cash Equivalent

Fund Manager

Fee Structure

Fixed Fee		Variable Fee		Exit Load	
AMC	No option	AMC	No option	1st Year	No Option
		Hurdle	No option	2nd Year	No Option
				3rd Year	No Option



BENCHMARK
NIFTY 50 Total Return Index



INCEPTION
1 December, 2018



INVESTMENT
Quest - Flagship Fund 1



AUM (₹ CR)
NA

	Investment Approach	Benchmark
1 Month	1.20%	-0.79%
3 Month	9.52%	7.34%
6 Month	17.66%	16.57%
1 Year	12.44%	10.44%
3 Year	21.06%	21.79%
Since Inception	13.95%	14.34%

* Returns are as on @factsheet_date, * Returns over a 1 year period are annualized * Returns are calculated using the Time Weighted Rate of Return (TWRR) method and as provided by the respective AMCs. *ND (No Data) , * NA(Not Applicable) * Returns of the respective Benchmark Indices used are tabulated above. Benchmark(s) given are as per SEBI circular no. SEBI/HO/IMD/IMD-PoD-2/P/CIR/2022/172 dated December 16, 2022 and the APMI circular no. APMI/2022-23/02 dated 23rd March,2023 and Revised Annexure-1

Portfolio Characteristics	
Total Number of Stocks	20
Average Market Cap	204576.67 CR
Portfolio Age	4 Years 8 Months
Sharpe Ratio 1 Yr	0.51
Sharpe Ratio 3 Yr	0.83
Beta 1 Yr	0.85
Beta 3 Yr	0.95
P/B Ratio	4.30
P/E Ratio	35.69

Composition



45.60%
Large Cap



20.02%
Mid Cap



28%
Small Cap



6.38%
Cash Equivalent

Fund Manager

Quest Investment Advisors Pvt Ltd

Fee Structure

Fixed Fee		Variable Fee	
AMC	No Option	AMC	No Option
		Hurdle	No Option
		Profit Sharing	No Option



BENCHMARK
S&P BSE 200 Total Return Index



INCEPTION
12 December, 2022



INVESTMENT
360 ONE Equity Opportunity Fund



AUM (₹ CR)
967.00

	Investment Approach	Benchmark
1 Month	1.13%	1.50%
3 Month	3.79%	7.32%
6 Month	4.98%	6.20%
1 Year	-1.93%	7.69%
3 Year	N/A	14.80%
5 Year	N/A	18.13%
Since Inception	15.72%	15.74%

* Returns are as on @factsheet_date, * Returns over a 1 year period are annualized * Returns are calculated using the Time Weighted Rate of Return (TWRR) method and as provided by the respective AMCs. *ND (No Data) , * NA(Not Applicable) * Returns of the respective Benchmark Indices used are tabulated above. Benchmark(s) given are as per SEBI circular no. SEBI/HO/IMD/IMD-PoD-2/P/CIR/2022/172 dated December 16, 2022 and the APMI circular no. APMI/2022-23/02 dated 23rd March,2023 and Revised Annexure-1

Portfolio Characteristics	
Total Number of Stocks	67
Average Market Cap	302376.78 CR
Portfolio Age	2 Years 11 Months
Sharpe Ratio 1 Yr	-0.35
Sharpe Ratio 3 Yr	0.78
Beta 1 Yr	0.90
Downcapture Ratio 1 Yr	127.69
Upcapture ratio 1 Yr	79.85
P/B Ratio	4.58
P/E Ratio	36.39

Composition



43.58%
Large Cap



17.04%
Mid Cap



38.28%
Small Cap



1.10%
Cash Equivalent

Fund Manager



Mehul Jani

Fee Structure

Fixed Fee		Variable Fee		Exit Load	
AMC	No Option	AMC	No Option	1st Year	0.00%
		Hurdle	No Option	2nd Year	0.00%
		Profit Sharing	No Option	3rd Year	0.00%


BENCHMARK
 CRISIL SHORT TERM BOND FUND

INCEPTION
 5 December, 2018

INVESTMENT
 Altacura - AI Absolute Return Fund

AUM (₹ CR)
 NA

	Investment Approach	Benchmark
1 Month	1.03%	0.27%
3 Month	3.59%	1.45%
6 Month	6.97%	2.88%
1 Year	11.22%	7.51%
3 Year	13.61%	7.52%
Since Inception	14.03%	6.33%

* Returns are as on @factsheet_date, * Returns over a 1 year period are annualized * Returns are calculated using the Time Weighted Rate of Return (TWRR) method and as provided by the respective AMCs. *ND (No Data) , * NA(Not Applicable) * Returns of the respective Benchmark Indices used are tabulated above. Benchmark(s) given are as per SEBI circular no. SEBI/HO/IMD/IMD-PoD-2/P/CIR/2022/172 dated December 16, 2022 and the APMI circular no. APMI/2022-23/02 dated 23rd March,2023 and Revised Annexure-1

Portfolio Characteristics	
Portfolio Age	7 Years
Sharpe Ratio 1 Yr	2.05
Sharpe Ratio 3 Yr	3.89
Beta 1 Yr	-1.40
Beta 3 Yr	-0.08
Downcapture Ratio 3 Yr	-49.67
Upcapture ratio 1 Yr	147.32
Upcapture ratio 3 Yr	70.22

Fund Manager

Raman Nagpal
Fee Structure

Fixed Fee		Variable Fee		Exit Load	
AMC	No Option	AMC	No Option	1st Year	0.00%
		Hurdle	No Option	2nd Year	0.00%
		Profit Sharing	No Option	3rd Year	0.00%



BENCHMARK
NIFTY Financial Services Index



INCEPTION
31 January, 2018



INVESTMENT
Nippon - Financial Services



AUM (₹ CR)
NA

	Investment Approach	Benchmark
1 Month	0.98%	2.80%
3 Month	7.64%	9.10%
6 Month	6.16%	5.20%
1 Year	8.96%	16.20%
3 Year	13.87%	12.90%
5 Year	14.43%	14.30%
Since Inception	10.43%	12.30%

* Returns are as on @factsheet_date, * Returns over a 1 year period are annualized * Returns are calculated using the Time Weighted Rate of Return (TWRR) method and as provided by the respective AMCs. *ND (No Data) , * NA(Not Applicable) * Returns of the respective Benchmark Indices used are tabulated above. Benchmark(s) given are as per SEBI circular no. SEBI/HO/IMD/IMD-PoD-2/P/CIR/2022/172 dated December 16, 2022 and the APMI circular no. APMI/2022-23/02 dated 23rd March,2023 and Revised Annexure-1

Portfolio Characteristics	
Total Number of Stocks	17
Average Market Cap	310400 CR
Portfolio Age	7 Years 10 Months
Sharpe Ratio 1 Yr	0.14
Sharpe Ratio 3 Yr	0.54
Beta 1 Yr	0.87
Beta 3 Yr	0.90
Downcapture Ratio 1 Yr	153.42
Downcapture Ratio 3 Yr	112.62
Upcapture ratio 1 Yr	83.85
Upcapture ratio 3 Yr	100.04
P/B Ratio	3.27
P/E Ratio	27.84


Composition



58%
Large Cap



21%
Mid Cap



9%
Small Cap



11.69%
Cash Equivalent

Fund Manager



Varun Goel

Fee Structure

Fixed Fee		Variable Fee		Exit Load	
AMC	NO OPTION	AMC	NO OPTION	1st Year	NO OPTION
		Hurdle	NO OPTION	2nd Year	NO OPTION
		Profit Sharing	NO OPTION	3rd Year	NO OPTION


BENCHMARK
NIFTY 50 Total Return Index

INCEPTION
3 January, 2023

INVESTMENT
Neo Treasury Plus Fund

AUM (₹ CR)
NA

	Investment Approach	Benchmark	Portfolio Characteristics	
1 Month	0.97%	-0.28%	Portfolio Age	2 Years 11 Months
3 Month	3.26%	6.33%	Sharpe Ratio 1 Yr	15.48
6 Month	6.51%	2.92%	Sharpe Ratio 3 Yr	-0.02
1 Year	12.48%	11.88%	Beta 1 Yr	0.01
3 Year	N/A	14.31%	Downcapture Ratio 1 Yr	-45.46
5 Year	N/A	15.40%	Upcapture ratio 1 Yr	31.48
Since Inception	13.44%	14.37%		

* Returns are as on @factsheet_date, * Returns over a 1 year period are annualized * Returns are calculated using the Time Weighted Rate of Return (TWRR) method and as provided by the respective AMCs. *ND (No Data) , * NA(Not Applicable) * Returns of the respective Benchmark Indices used are tabulated above. Benchmark(s) given are as per SEBI circular no. SEBI/HO/IMD/IMD-PoD-2/P/CIR/2022/172 dated December 16, 2022 and the APMI circular no. APMI/2022-23/02 dated 23rd March,2023 and Revised Annexure-1

Fund Manager

Mr. Mayank Bhagat
Fee Structure

Fixed Fee		Variable Fee		Exit Load	
AMC	0.25%	AMC	No Option	1st Year	0.00%
		Hurdle	No Option	2nd Year	0.00%
		Profit Sharing	No Option	3rd Year	0.00%

BENCHMARK
NIFTY 50 Index

INCEPTION
13 December, 2017

INVESTMENT
Aventus Enhanced Return Fund

AUM (₹ CR)
620.00

	Investment Approach	Benchmark
1 Month	0.95%	2.18%
3 Month	1.59%	-1.50%
6 Month	14.21%	10.38%
1 Year	24.89%	24.12%
3 Year	15.04%	16.90%
5 Year	NA	N/A
Since Inception	13.83%	13.91%

Portfolio Characteristics	
Total Number of Stocks	18
Average Market Cap	361926.21 CR
Portfolio Age	4 Years
Sharpe Ratio 1 Yr	1.50
Sharpe Ratio 3 Yr	0.62
Beta 1 Yr	0.85
Beta 3 Yr	0.85
P/B Ratio	4.07
P/E Ratio	34.21

* Returns are as on @factsheet_date, * Returns over a 1 year period are annualized * Returns are calculated using the Time Weighted Rate of Return (TWRR) method and as provided by the respective AMCs. *ND (No Data) , * NA(Not Applicable) * Returns of the respective Benchmark Indices used are tabulated above. Benchmark(s) given are as per SEBI circular no. SEBI/HO/IMD/IMD-PoD-2/P/CIR/2022/172 dated December 16, 2022 and the APMI circular no. APMI/2022-23/02 dated 23rd March,2023 and Revised Annexure-1

Composition



70.44%
Large Cap



4.59%
Mid Cap



0.74%
Small Cap



24.23%
Cash Equivalent

Fund Manager



Vaibhav Sanghavi

Abhay Laijawala

Fee Structure

Fixed Fee		Variable Fee	
AMC	No Option	AMC	No Option
		Hurdle	No Option
		Profit Sharing	No Option



BENCHMARK
BSE MidSmallCap



INCEPTION
21 August, 2020



INVESTMENT
First Water Capital Fund



AUM (₹ CR)
NA

	Investment Approach	Benchmark
1 Month	0.82%	-0.78%
3 Month	-5.01%	1.51%
6 Month	-6.96%	-2.91%
1 Year	-5.50%	-2.95%
3 Year	25.67%	22.02%
5 Year	28.03%	22.31%
Since Inception	29.99%	25.21%

Portfolio Characteristics	
Total Number of Stocks	24
Portfolio Age	5 Years 4 Months
Sharpe Ratio 1 Yr	-0.56
Sharpe Ratio 3 Yr	0.99
P/B Ratio	1.00
P/E Ratio	13.00

* Returns are as on @factsheet_date, * Returns over a 1 year period are annualized * Returns are calculated using the Time Weighted Rate of Return (TWRR) method and as provided by the respective AMCs. *ND (No Data) , * NA(Not Applicable) * Returns of the respective Benchmark Indices used are tabulated above. Benchmark(s) given are as per SEBI circular no. SEBI/HO/IMD/IMD-PoD-2/P/CIR/2022/172 dated December 16, 2022 and the APMI circular no. APMI/2022-23/02 dated 23rd March,2023 and Revised Annexure-1

Composition



6%
Large Cap



11%
Mid Cap



74%
Small Cap



9%
Cash Equivalent

Fund Manager
Ricky Kirpalani

Fee Structure

Fixed Fee		Variable Fee		Exit Load	
AMC	NA	AMC	NA	1st Year	NA
		Hurdle	NA	2nd Year	NA
		Profit Sharing	NA	3rd Year	NA

BENCHMARK
Not Disclosed

INCEPTION
8 September, 2022

INVESTMENT
Inquant Debt Plus

AUM (₹ CR)
NA

	Investment Approach	Benchmark
1 Month	0.70%	N/A
3 Month	2.03%	N/A
6 Month	5.06%	N/A
1 Year	10.42%	N/A
3 Year	11.31%	N/A
Since Inception	10.30%	N/A

Portfolio Characteristics	
Portfolio Age	3 Years 4 Months
Sharpe Ratio 1 Yr	3.87
Sharpe Ratio 3 Yr	0.08

* Returns are as on @factsheet_date, * Returns over a 1 year period are annualized * Returns are calculated using the Time Weighted Rate of Return (TWRR) method and as provided by the respective AMCs. *ND (No Data) , * NA(Not Applicable) * Returns of the respective Benchmark Indices used are tabulated above. Benchmark(s) given are as per SEBI circular no. SEBI/HO/IMD/IMD-PoD-2/P/CIR/2022/172 dated December 16, 2022 and the APMI circular no. APMI/2022-23/02 dated 23rd March,2023 and Revised Annexure-1

Fund Manager



Saurabh Saraswat



Pranshu Chugh

Fee Structure

Fixed Fee		Variable Fee		Exit Load	
AMC	No Option	AMC	No Option	1st Year	0.00%
		Hurdle	No Option	2nd Year	0.00%
		Profit Sharing	No Option	3rd Year	0.00%


BENCHMARK
Not Disclosed


INCEPTION
29 January, 2021


INVESTMENT
Dolat Absolute Return LLP


AUM (₹ CR)
NA

	Investment Approach	Benchmark
1 Month	0.66%	N/A
3 Month	2.16%	N/A
6 Month	3.07%	N/A
1 Year	6.95%	N/A
3 Year	13.15%	N/A
Since Inception	11.41%	N/A

Portfolio Characteristics	
Portfolio Age	4 Years 10 Months
Sharpe Ratio 1 Yr	0.98
Sharpe Ratio 3 Yr	3.66

* Returns are as on @factsheet_date, * Returns over a 1 year period are annualized * Returns are calculated using the Time Weighted Rate of Return (TWRR) method and as provided by the respective AMCs. *ND (No Data) , * NA(Not Applicable) * Returns of the respective Benchmark Indices used are tabulated above. Benchmark(s) given are as per SEBI circular no. SEBI/HO/IMD/IMD-PoD-2/P/CIR/2022/172 dated December 16, 2022 and the APMI circular no. APMI/2022-23/02 dated 23rd March,2023 and Revised Annexure-1

Fund Manager



Purvag Shah

Fee Structure

Fixed Fee		Variable Fee		Exit Load	
AMC	NO OPTION	AMC	NO OPTION	1st Year	NO OPTION
		Hurdle	NO OPTION	2nd Year	NO OPTION
		Profit Sharing	NO OPTION	3rd Year	NO OPTION


BENCHMARK
 NIFTY 50 Index

INCEPTION
 20 August, 2018

INVESTMENT
 ICICI Prudential Long Short Fund -
 Series I

AUM (₹ CR)
 86.25

Investment Approach		Benchmark	Portfolio Characteristics	
1 Month	0.65%	1.87%	Portfolio Age	7 Years 3 Months
3 Month	-0.53%	7.27%	Sharpe Ratio 1 Yr	0.16
6 Month	-0.60%	5.87%	Sharpe Ratio 3 Yr	0.00
1 Year	6.67%	8.59%	Beta 1 Yr	0.28
3 Year	5.64%	11.78%	Beta 3 Yr	0.08
5 Year	9.01%	15.11%	Downcapture Ratio 1 Yr	-16.27
Since Inception	10.58%	12.01%	Downcapture Ratio 3 Yr	-18.98
* Returns are as on @factsheet_date, * Returns over a 1 year period are annualized * Returns are calculated using the Time Weighted Rate of Return (TWRR) method and as provided by the respective AMCs. *ND (No Data) , * NA(Not Applicable) * Returns of the respective Benchmark Indices used are tabulated above. Benchmark(s) given are as per SEBI circular no. SEBI/HO/IMD/IMD-PoD-2/P/CIR/2022/172 dated December 16, 2022 and the APMI circular no. APMI/2022-23/02 dated 23rd March,2023 and Revised Annexure-1			Upcapture ratio 1 Yr	20.85
			Upcapture ratio 3 Yr	15.21

Fund Manager

Rohit Karan
Fee Structure

Fixed Fee		Variable Fee		Exit Load	
AMC	NA	AMC	NA	1st Year	NA
		Hurdle	NA	2nd Year	NA
		Profit Sharing	NA	3rd Year	NA


BENCHMARK
NIFTY 50 Total Return Index

INCEPTION
20 October, 2022

INVESTMENT
Aventus Equity Advantage Fund

AUM (₹ CR)
33.82

	Investment Approach	Benchmark
1 Month	0.60%	1.36%
3 Month	4.05%	12.55%
6 Month	6.96%	15.55%
1 Year	14.71%	32.39%
Since Inception	18.20%	27.46%

Portfolio Characteristics

Portfolio Age 1 Year 10 Months

* Returns are as on @factsheet_date, * Returns over a 1 year period are annualized * Returns are calculated using the Time Weighted Rate of Return (TWRR) method and as provided by the respective AMCs. *ND (No Data) , * NA(Not Applicable) * Returns of the respective Benchmark Indices used are tabulated above. Benchmark(s) given are as per SEBI circular no. SEBI/HO/IMD/IMD-PoD-2/P/CIR/2022/172 dated December 16, 2022 and the APMI circular no. APMI/2022-23/02 dated 23rd March,2023 and Revised Annexure-1

Fund Manager
Andrew Holland
Nandik Mallik
Fee Structure

Fixed Fee		Variable Fee		Exit Load	
AMC	No Option	AMC	No Option	2nd Year	0%
		Hurdle	No Option	3rd Year	0%
		Profit Sharing	No Option		



BENCHMARK
NIFTY 50 Total Return Index



INCEPTION
15 June, 2021



INVESTMENT
Ashika India Alpha Fund



AUM (₹ CR)
NA

	Investment Approach	Benchmark	Portfolio Characteristics	
1 Month	0.48%	3.59%	Portfolio Age	1 Year 11 Months
3 Month	3.26%	8.59%	Sharpe Ratio 1 Yr	-2.27
6 Month	-4.56%	-1.13%	Beta 1 Yr	0.24
1 Year	-3.86%	11.66%	P/B Ratio	0.00
Since Inception	8.17%	8.02%	P/E Ratio	0.00

* Returns are as on @factsheet_date, * Returns over a 1 year period are annualized * Returns are calculated using the Time Weighted Rate of Return (TWRR) method and as provided by the respective AMCs. *ND (No Data) , * NA(Not Applicable) * Returns of the respective Benchmark Indices used are tabulated above. Benchmark(s) given are as per SEBI circular no. SEBI/HO/IMD/IMD-PoD-2/P/CIR/2022/172 dated December 16, 2022 and the APMI circular no. APMI/2022-23/02 dated 23rd March,2023 and Revised Annexure-1

Composition



58.04%
Large Cap



4.91%
Mid Cap



6.60%
Small Cap



3.44%
Cash Equivalent

Fund Manager



Paras Bothra

Fee Structure

Fixed Fee		Variable Fee		Exit Load	
AMC	NA	AMC	NA	2nd Year	2%
		Hurdle	10.00%	3rd Year	1%
		Profit Sharing	NA		



BENCHMARK
S&P BSE 500 Total Return Index



INCEPTION
16 December, 2022



INVESTMENT
Stock Convertible Scheme



AUM (₹ CR)
289.00

Investment Approach	Benchmark
1 Month	N/A
3 Month	N/A
6 Month	N/A
1 Year	N/A
Since Inception	N/A

* Returns are as on @factsheet_date, * Returns over a 1 year period are annualized * Returns are calculated using the Time Weighted Rate of Return (TWRR) method and as provided by the respective AMCs. *ND (No Data) , * NA(Not Applicable) * Returns of the respective Benchmark Indices used are tabulated above. Benchmark(s) given are as per SEBI circular no. SEBI/HO/IMD/IMD-PoD-2/P/CIR/2022/172 dated December 16, 2022 and the APMI circular no. APMI/2022-23/02 dated 23rd March,2023 and Revised Annexure-1

Portfolio Characteristics	
Portfolio Age	3 Years
Sharpe Ratio 1 Yr	-1.22
Sharpe Ratio 3 Yr	-0.05
Beta 1 Yr	0.23
Beta 3 Yr	0.33
Downcapture Ratio 1 Yr	31.88
Downcapture Ratio 3 Yr	35.91
Upcapture ratio 1 Yr	9.47
Upcapture ratio 3 Yr	34.02

Fund Manager



Vineet Bagri

Fee Structure

Fixed Fee		Variable Fee		Exit Load	
AMC	No Option	AMC	No Option	1st Year	0.00%
		Hurdle	No Option	2nd Year	0.00%
		Profit Sharing	No Option	3rd Year	0.00%



BENCHMARK
NIFTY Midcap 100 Index



INCEPTION
9 August, 2017



INVESTMENT
Nippon - The Big Switch



AUM (₹ CR)
NA

	Investment Approach	Benchmark
1 Month	0.45%	6.58%
3 Month	4.89%	15.94%
6 Month	1.14%	21.66%
1 Year	31.44%	56.91%
3 Year	15.74%	27.26%
5 Year	18.72%	25.84%
Since Inception	16.06%	17.51%

Portfolio Characteristics	
Portfolio Age	6 Years 10 Months
Sharpe Ratio 3 Yr	1.07
Beta 3 Yr	0.09

* Returns are as on @factsheet_date, * Returns over a 1 year period are annualized * Returns are calculated using the Time Weighted Rate of Return (TWRR) method and as provided by the respective AMCs. *ND (No Data) , * NA(Not Applicable) * Returns of the respective Benchmark Indices used are tabulated above. Benchmark(s) given are as per SEBI circular no. SEBI/HO/IMD/IMD-PoD-2/P/CIR/2022/172 dated December 16, 2022 and the APMI circular no. APMI/2022-23/02 dated 23rd March,2023 and Revised Annexure-1

Composition



10.20%
Large Cap



21.10%
Mid Cap



54.70%
Small Cap

Fund Manager



Varun Goel

Fee Structure

Fixed Fee		Variable Fee	
AMC	NO OPTION	AMC	NO OPTION
		Hurdle	NO OPTION
		Profit Sharing	NO OPTION


BENCHMARK
NIFTY 500 Index


INCEPTION
1 August, 2025


INVESTMENT
Bonanza Opportunity Fund


AUM (₹ CR)
26.67

	Investment Approach	Benchmark
1 Month	0.37%	0.93%
3 Month	2.47%	6.50%
6 Month	N/A	5.00%
1 Year	N/A	6.56%
Since Inception	0.89%	4.50%

Portfolio Characteristics	
Total Number of Stocks	45
Average Market Cap	217739 CR
Portfolio Age	3 Months
P/B Ratio	6.47
P/E Ratio	40.15

* Returns are as on @factsheet_date, * Returns over a 1 year period are annualized * Returns are calculated using the Time Weighted Rate of Return (TWRR) method and as provided by the respective AMCs. *ND (No Data) , * NA(Not Applicable) * Returns of the respective Benchmark Indices used are tabulated above. Benchmark(s) given are as per SEBI circular no. SEBI/HO/IMD/IMD-PoD-2/P/CIR/2022/172 dated December 16, 2022 and the APMI circular no. APMI/2022-23/02 dated 23rd March,2023 and Revised Annexure-1

Composition



20.99%
Large Cap



11.66%
Mid Cap



20.05%
Small Cap



15.06%
Cash Equivalent

Fund Manager



Puneet Kinra

Fee Structure

Exit Load	
1st Year	2.00%
2nd Year	1.00%
3rd Year	NIL



BENCHMARK
NIFTY 50 Total Return Index



INCEPTION
1 August, 2020



INVESTMENT
Whitespace Fund II - Debt Plus



AUM (₹ CR)
NA

	Investment Approach	Benchmark
1 Month	0.34%	-0.28%
3 Month	2.38%	6.33%
6 Month	6.89%	2.92%
1 Year	11.27%	11.88%
3 Year	14.05%	14.31%
5 Year	13.38%	15.40%
Since Inception	13.80%	5.78%

* Returns are as on @factsheet_date, * Returns over a 1 year period are annualized * Returns are calculated using the Time Weighted Rate of Return (TWRR) method and as provided by the respective AMCs. *ND (No Data) , * NA(Not Applicable) * Returns of the respective Benchmark Indices used are tabulated above. Benchmark(s) given are as per SEBI circular no. SEBI/HO/IMD/IMD-PoD-2/P/CIR/2022/172 dated December 16, 2022 and the APMI circular no. APMI/2022-23/02 dated 23rd March,2023 and Revised Annexure-1

Portfolio Characteristics	
Portfolio Age	5 Years 4 Months
Sharpe Ratio 1 Yr	1.62
Sharpe Ratio 3 Yr	3.39
Beta 1 Yr	-0.02
Beta 3 Yr	-0.01
Downcapture Ratio 1 Yr	-30.78
Downcapture Ratio 3 Yr	-42.47
Upcapture ratio 1 Yr	33.67
Upcapture ratio 3 Yr	39.29

Fund Manager



Praveen Dwarakanath



Puneet Sharma

Fee Structure

Fixed Fee		Variable Fee		Exit Load	
AMC	NO OPTION	AMC	NO OPTION	1st Year	NO OPTION
		Hurdle	NO OPTION	2nd Year	NO OPTION
		Profit Sharing	NO OPTION	3rd Year	NO OPTION

BENCHMARK
S&P BSE 200 Index

INCEPTION
1 April, 2019

INVESTMENT
Shepherd's Hill Private
Investment Fund

AUM (₹ CR)
165.51

Investment Approach		Benchmark	Portfolio Characteristics	
1 Month	0.32%	-3.36%	Total Number of Stocks	16
3 Month	-0.58%	-2.77%	Average Market Cap	45565.25 CR
6 Month	0.32%	0.56%	Portfolio Age	6 Years 9 Months
1 Year	7.25%	6.54%	Sharpe Ratio 1 Yr	-0.22
3 Year	32.44%	15.02%	Sharpe Ratio 3 Yr	1.68
5 Year	28.35%	15.02%	Beta 1 Yr	0.55
Since Inception	19.91%	13.43%	Beta 3 Yr	0.59
<p>* Returns are as on @factsheet_date, * Returns over a 1 year period are annualized * Returns are calculated using the Time Weighted Rate of Return (TWRR) method and as provided by the respective AMCs. *ND (No Data) , * NA(Not Applicable) * Returns of the respective Benchmark Indices used are tabulated above. Benchmark(s) given are as per SEBI circular no. SEBI/HO/IMD/IMD-PoD-2/P/CIR/2022/172 dated December 16, 2022 and the APMI circular no. APMI/2022-23/02 dated 23rd March,2023 and Revised Annexure-1</p>			Downcapture Ratio 1 Yr	60.88
			Downcapture Ratio 3 Yr	-12.41
			Upcapture ratio 1 Yr	51.83
			Upcapture ratio 3 Yr	105.08

Composition



Fund Manager



Rishi Gupta

Fee Structure

Fixed Fee		Variable Fee		Exit Load	
AMC	No Option	AMC	No Option	1st Year	10.00%
		Hurdle	6.00%	2nd Year	8.00%
		Profit Sharing	No Option	3rd Year	6.00%


BENCHMARK
Not Disclosed


INCEPTION
5 April, 2022


INVESTMENT
AlphaMine Absolute Return Fund


AUM (₹ CR)
NA

	Investment Approach	Benchmark
1 Month	0.30%	N/A
3 Month	3.50%	N/A
6 Month	6.20%	N/A
1 Year	10.50%	N/A
3 Year	13.50%	N/A
Since Inception	14.60%	N/A

Portfolio Characteristics	
Portfolio Age	3 Years 9 Months
Sharpe Ratio 1 Yr	1.89
Sharpe Ratio 3 Yr	2.36

* Returns are as on @factsheet_date, * Returns over a 1 year period are annualized * Returns are calculated using the Time Weighted Rate of Return (TWRR) method and as provided by the respective AMCs. *ND (No Data) , * NA(Not Applicable) * Returns of the respective Benchmark Indices used are tabulated above. Benchmark(s) given are as per SEBI circular no. SEBI/HO/IMD/IMD-PoD-2/P/CIR/2022/172 dated December 16, 2022 and the APMI circular no. APMI/2022-23/02 dated 23rd March,2023 and Revised Annexure-1

Fund Manager



Praveen Kumar

Fee Structure

Fixed Fee		Variable Fee		Exit Load	
AMC	No Option	AMC	No Option	1st Year	1.00%
		Hurdle	No Option	2nd Year	0.00%
		Profit Sharing	No Option	3rd Year	0.00%



BENCHMARK
S&P BSE 500 Index



INCEPTION
3 August, 2023



INVESTMENT
Athena Absolute Return Fund



AUM (₹ CR)
70.00

Investment Approach		Benchmark	Portfolio Characteristics	
1 Month	0.28%	N/A	Portfolio Age	2 Years 4 Months
3 Month	2.79%	N/A	Sharpe Ratio 1 Yr	-0.08
6 Month	3.30%	N/A	Beta 1 Yr	0.30
1 Year	5.23%	N/A	Downcapture Ratio 1 Yr	22.43
Since Inception	8.06%	N/A	Upcapture ratio 1 Yr	36.26

* Returns are as on @factsheet_date, * Returns over a 1 year period are annualized * Returns are calculated using the Time Weighted Rate of Return (TWRR) method and as provided by the respective AMCs. *ND (No Data) , * NA(Not Applicable) * Returns of the respective Benchmark Indices used are tabulated above. Benchmark(s) given are as per SEBI circular no. SEBI/HO/IMD/IMD-PoD-2/P/CIR/2022/172 dated December 16, 2022 and the APMI circular no. APMI/2022-23/02 dated 23rd March,2023 and Revised Annexure-1

Fund Manager



Vineet Bagri



Rajesh Aynor

Fee Structure

Fixed Fee		Variable Fee		Exit Load	
AMC	No Option	AMC	No Option	1st Year	0.00%
		Hurdle	No Option	2nd Year	0.00%
		Profit Sharing	No Option	3rd Year	0.00%



BENCHMARK
S&P BSE 500 Total Return Index



INCEPTION
1 January, 2020



INVESTMENT
GUARDIAN CAPITAL PARTNERS FUND
OPPORTUNITIES SCHEME



AUM (₹ CR)
NA

	Investment Approach	Benchmark
1 Month	0.25%	2.11%
3 Month	6.54%	7.39%
6 Month	5.46%	5.23%
1 Year	8.93%	7.40%
3 Year	20.51%	10.75%
5 Year	22.74%	14.19%
Since Inception	30.48%	13.15%

* Returns are as on @factsheet_date, * Returns over a 1 year period are annualized * Returns are calculated using the Time Weighted Rate of Return (TWRR) method and as provided by the respective AMCs. *ND (No Data) , * NA(Not Applicable) * Returns of the respective Benchmark Indices used are tabulated above. Benchmark(s) given are as per SEBI circular no. SEBI/HO/IMD/IMD-PoD-2/P/CIR/2022/172 dated December 16, 2022 and the APMI circular no. APMI/2022-23/02 dated 23rd March,2023 and Revised Annexure-1

Portfolio Characteristics	
Total Number of Stocks	24
Average Market Cap	353878.92 CR
Portfolio Age	5 Years 10 Months
Sharpe Ratio 1 Yr	0.30
Sharpe Ratio 3 Yr	1.15
Beta 1 Yr	0.82
Beta 3 Yr	0.70
Downcapture Ratio 1 Yr	85.01
Downcapture Ratio 3 Yr	46.51
Upcapture ratio 1 Yr	98.78
Upcapture ratio 3 Yr	92.42
P/B Ratio	2.81
P/E Ratio	21.72

Composition



55.54%
Large Cap



7.98%
Mid Cap



28.65%
Small Cap



7.83%
Cash Equivalent

Fund Manager



Manav Saraf

Kabir Kewalaramani

Fee Structure

Fixed Fee		Variable Fee		Exit Load	
AMC	No Option	AMC	No Option	1st Year	3.00%
		Hurdle	No Option	2nd Year	2.00%
		Profit Sharing	10% Performance Fee	3rd Year	1.00%



BENCHMARK
S&P BSE 500 Total Return Index



INCEPTION
1 January, 2020



INVESTMENT
GUARDIAN CAPITAL PARTNERS FUND -
OPPORTUNITIES SCHEME



AUM (₹ CR)
NA

	Investment Approach	Benchmark
1 Month	0.25%	-0.20%
3 Month	4.60%	5.00%
6 Month	3.56%	1.60%
1 Year	12.50%	7.60%
3 Year	20.46%	16.40%
5 Year	22.15%	16.81%
Since Inception	30.05%	12.85%

* Returns are as on @factsheet_date, * Returns over a 1 year period are annualized * Returns are calculated using the Time Weighted Rate of Return (TWRR) method and as provided by the respective AMCs. *ND (No Data) , * NA(Not Applicable) * Returns of the respective Benchmark Indices used are tabulated above. Benchmark(s) given are as per SEBI circular no. SEBI/HO/IMD/IMD-PoD-2/P/CIR/2022/172 dated December 16, 2022 and the APMI circular no. APMI/2022-23/02 dated 23rd March,2023 and Revised Annexure-1

Portfolio Characteristics	
Total Number of Stocks	24
Average Market Cap	345585.49 CR
Portfolio Age	5 Years 11 Months
Sharpe Ratio 1 Yr	0.57
Sharpe Ratio 3 Yr	1.13
Beta 1 Yr	0.79
Beta 3 Yr	0.72
Downcapture Ratio 1 Yr	71.70
Downcapture Ratio 3 Yr	50.99
Upcapture ratio 1 Yr	98.78
Upcapture ratio 3 Yr	92.42
P/B Ratio	2.81
P/E Ratio	21.73

Composition



54.35%
Large Cap



8.03%
Mid Cap



27.25%
Small Cap



10.37%
Cash Equivalent

Fund Manager



Manav Saraf



Kabir Kewalaramani

Fee Structure

Fixed Fee		Variable Fee		Exit Load	
AMC	No Option	AMC	No Option	1st Year	3.00%
		Hurdle	No Option	2nd Year	2.00%
		Profit Sharing	10% Performance Fee	3rd Year	1.00%



BENCHMARK
S&P BSE 200 Index



INCEPTION
31 January, 2024



INVESTMENT
ASK Absolute Return Fund



AUM (₹ CR)
NA

	Investment Approach	Benchmark
1 Month	0.01%	N/A
3 Month	1.85%	N/A
6 Month	4.72%	N/A
1 Year	7.88%	N/A
Since Inception	13.12%	N/A

Portfolio Characteristics	
Portfolio Age	2 Years
Sharpe Ratio 1 Yr	1.85
Beta 1 Yr	0.00
Downcapture Ratio 1 Yr	-26.10
Upcapture ratio 1 Yr	24.14

* Returns are as on @factsheet_date, * Returns over a 1 year period are annualized * Returns are calculated using the Time Weighted Rate of Return (TWRR) method and as provided by the respective AMCs. *ND (No Data) , * NA(Not Applicable) * Returns of the respective Benchmark Indices used are tabulated above. Benchmark(s) given are as per SEBI circular no. SEBI/HO/IMD/IMD-PoD-2/P/CIR/2022/172 dated December 16, 2022 and the APMI circular no. APMI/2022-23/02 dated 23rd March,2023 and Revised Annexure-1

Fund Manager



Vaibhav Sanghavi



Piyush Shah

Fee Structure

Fixed Fee		Variable Fee		Exit Load	
AMC	1.75%	AMC	1.00%	1st Year	0.00%
		Hurdle	HDFC Bank FD+ 25 bps	2nd Year	0.00%
				3rd Year	0.00%
		Profit Sharing	20% Profit sharing above HDFC Bank FD+ 25 bps		



BENCHMARK
NIFTY India Manufacturing Index



INCEPTION
3 October, 2022



INVESTMENT
Emkay Emerging Stars Fund - V



AUM (₹ CR)
154.69

	Investment Approach	Benchmark
1 Month	0.01%	0.70%
3 Month	5.49%	4.36%
6 Month	7.34%	5.94%
1 Year	12.58%	11.50%
3 Year	12.06%	23.20%
Since Inception	11.30%	22.01%

Portfolio Characteristics	
Average Market Cap	179120 CR
Portfolio Age	3 Years 2 Months
Sharpe Ratio 1 Yr	0.48
Sharpe Ratio 3 Yr	0.53

* Returns are as on @factsheet_date, * Returns over a 1 year period are annualized * Returns are calculated using the Time Weighted Rate of Return (TWRR) method and as provided by the respective AMCs. *ND (No Data) , * NA(Not Applicable) * Returns of the respective Benchmark Indices used are tabulated above. Benchmark(s) given are as per SEBI circular no. SEBI/HO/IMD/IMD-PoD-2/P/CIR/2022/172 dated December 16, 2022 and the APMI circular no. APMI/2022-23/02 dated 23rd March,2023 and Revised Annexure-1

Composition



34.30%
Large Cap



14.30%
Mid Cap



50.80%
Small Cap

Fund Manager



Sachin Shah

Fee Structure

Fixed Fee		Variable Fee		Exit Load	
AMC	NO OPTION	AMC	NO OPTION	1st Year	Nil
		Hurdle	NO OPTION	2nd Year	Nil
				3rd Year	Nil


BENCHMARK
Not Available

INCEPTION
1 April, 2025

INVESTMENT
Franklin India Credit AIF - Scheme I

AUM (₹ CR)
NA

Investment Approach

* Returns are as on @factsheet_date, * Returns over a 1 year period are annualized * Returns are calculated using the Time Weighted Rate of Return (TWRR) method and as provided by the respective AMCs. *ND (No Data) , * NA(Not Applicable) * Returns of the respective Benchmark Indices used are tabulated above. Benchmark(s) given are as per SEBI circular no. SEBI/HO/IMD/IMD-PoD-2/P/CIR/2022/172 dated December 16, 2022 and the APMI circular no. APMI/2022-23/02 dated 23rd March,2023 and Revised Annexure-1

Fund Manager
Santosh Das Kamath
Arun Gupta
Benchmark
Portfolio Characteristics

Portfolio Age	9 Months
---------------	----------

Fee Structure

Exit Load	
1st Year	No Option
2nd Year	No Option
3rd Year	No Option



BENCHMARK
Not Available



INCEPTION
1 January, 2025



INVESTMENT
Nine Rivers Aurum Rising India Fund



AUM (₹ CR)
NA

Investment Approach

* Returns are as on @factsheet_date, * Returns over a 1 year period are annualized * Returns are calculated using the Time Weighted Rate of Return (TWRR) method and as provided by the respective AMCs. *ND (No Data) , * NA(Not Applicable) * Returns of the respective Benchmark Indices used are tabulated above. Benchmark(s) given are as per SEBI circular no. SEBI/HO/IMD/IMD-PoD-2/P/CIR/2022/172 dated December 16, 2022 and the APMI circular no. APMI/2022-23/02 dated 23rd March,2023 and Revised Annexure-1

Benchmark

Portfolio Characteristics

Portfolio Age 1 Year

Fund Manager



Sandeep Daga

Fee Structure

Exit Load	
1st Year	No Option
2nd Year	No Option
3rd Year	No Option


BENCHMARK
Not Available

INCEPTION
1 February, 2025

INVESTMENT
Venture X Fund I

AUM (₹ CR)
NA

Investment Approach

* Returns are as on @factsheet_date, * Returns over a 1 year period are annualized * Returns are calculated using the Time Weighted Rate of Return (TWRR) method and as provided by the respective AMCs. *ND (No Data) , * NA(Not Applicable) * Returns of the respective Benchmark Indices used are tabulated above. Benchmark(s) given are as per SEBI circular no. SEBI/HO/IMD/IMD-PoD-2/P/CIR/2022/172 dated December 16, 2022 and the APMI circular no. APMI/2022-23/02 dated 23rd March,2023 and Revised Annexure-1

Fund Manager
Maneesh Nath
Benchmark
Portfolio Characteristics

Portfolio Age	11 Months
---------------	-----------

Fee Structure

Exit Load	
-----------	--

1st Year	No Option
----------	-----------

2nd Year	No Option
----------	-----------

3rd Year	No Option
----------	-----------


BENCHMARK
Not Available

INCEPTION
1 March, 2025

INVESTMENT
Aikyam Stressed Assets Fund I

AUM (₹ CR)
NA

Investment Approach

* Returns are as on @factsheet_date, * Returns over a 1 year period are annualized * Returns are calculated using the Time Weighted Rate of Return (TWRR) method and as provided by the respective AMCs. *ND (No Data) , * NA(Not Applicable) * Returns of the respective Benchmark Indices used are tabulated above. Benchmark(s) given are as per SEBI circular no. SEBI/HO/IMD/IMD-PoD-2/P/CIR/2022/172 dated December 16, 2022 and the APMI circular no. APMI/2022-23/02 dated 23rd March,2023 and Revised Annexure-1

Fund Manager
Vishal Goradia
Benchmark
Portfolio Characteristics

Portfolio Age	10 Months
---------------	-----------

Fee Structure

Exit Load	
-----------	--

1st Year	No Option
----------	-----------

2nd Year	No Option
----------	-----------

3rd Year	No Option
----------	-----------


BENCHMARK
Not Available

INCEPTION
1 November, 2025

INVESTMENT
Equanimity Ventures Trust III

AUM (₹ CR)
NA

Investment Approach

* Returns are as on @factsheet_date, * Returns over a 1 year period are annualized * Returns are calculated using the Time Weighted Rate of Return (TWRR) method and as provided by the respective AMCs. *ND (No Data) , * NA(Not Applicable) * Returns of the respective Benchmark Indices used are tabulated above. Benchmark(s) given are as per SEBI circular no. SEBI/HO/IMD/IMD-PoD-2/P/CIR/2022/172 dated December 16, 2022 and the APMI circular no. APMI/2022-23/02 dated 23rd March,2023 and Revised Annexure-1

Fund Manager
Rajesh Sehgal
Benchmark
Portfolio Characteristics

Portfolio Age	2 Months
---------------	----------

Fee Structure

Exit Load	
-----------	--

1st Year	No Option
----------	-----------

2nd Year	No Option
----------	-----------

3rd Year	No Option
----------	-----------


BENCHMARK
Not Available

INCEPTION
1 November, 2025

INVESTMENT
Beyondseed Angel Fund I

AUM (₹ CR)
NA

Investment Approach

* Returns are as on @factsheet_date, * Returns over a 1 year period are annualized * Returns are calculated using the Time Weighted Rate of Return (TWRR) method and as provided by the respective AMCs. *ND (No Data) , * NA(Not Applicable) * Returns of the respective Benchmark Indices used are tabulated above. Benchmark(s) given are as per SEBI circular no. SEBI/HO/IMD/IMD-PoD-2/P/CIR/2022/172 dated December 16, 2022 and the APMI circular no. APMI/2022-23/02 dated 23rd March,2023 and Revised Annexure-1

Fund Manager
Radhika Jain
Kuldeep Mirani
Benchmark
Portfolio Characteristics

Portfolio Age	2 Months
---------------	----------

Fee Structure

Exit Load	
-----------	--

1st Year	No Option
----------	-----------

2nd Year	No Option
----------	-----------

3rd Year	No Option
----------	-----------


BENCHMARK
Not Available

INCEPTION
29 November, 2024

INVESTMENT
Morphosis Venture Capital Trust

AUM (₹ CR)
NA

Investment Approach

* Returns are as on @factsheet_date, * Returns over a 1 year period are annualized * Returns are calculated using the Time Weighted Rate of Return (TWRR) method and as provided by the respective AMCs. *ND (No Data) , * NA(Not Applicable) * Returns of the respective Benchmark Indices used are tabulated above. Benchmark(s) given are as per SEBI circular no. SEBI/HO/IMD/IMD-PoD-2/P/CIR/2022/172 dated December 16, 2022 and the APMI circular no. APMI/2022-23/02 dated 23rd March,2023 and Revised Annexure-1

Fund Manager
Narayanan Muralidharan
Benchmark
Portfolio Characteristics

Portfolio Age	1 Year 1 Month
---------------	----------------

Fee Structure

Exit Load	
-----------	--

1st Year	No Option
----------	-----------

2nd Year	No Option
----------	-----------

3rd Year	No Option
----------	-----------


BENCHMARK
Not Available

INCEPTION
1 January, 2025

INVESTMENT
Invicta Continuum Fund - I

AUM (₹ CR)
NA

Investment Approach

* Returns are as on @factsheet_date, * Returns over a 1 year period are annualized * Returns are calculated using the Time Weighted Rate of Return (TWRR) method and as provided by the respective AMCs. *ND (No Data) , * NA(Not Applicable) * Returns of the respective Benchmark Indices used are tabulated above. Benchmark(s) given are as per SEBI circular no. SEBI/HO/IMD/IMD-PoD-2/P/CIR/2022/172 dated December 16, 2022 and the APMI circular no. APMI/2022-23/02 dated 23rd March,2023 and Revised Annexure-1

Fund Manager
Hemant Gadodia
Benchmark
Portfolio Characteristics

Portfolio Age	1 Year
---------------	--------

Fee Structure

Exit Load	
-----------	--

1st Year	No Option
----------	-----------

2nd Year	No Option
----------	-----------

3rd Year	No Option
----------	-----------


BENCHMARK
Not Available

INCEPTION
1 January, 2025

INVESTMENT
Lead Angels Fund

AUM (₹ CR)
NA

Investment Approach

* Returns are as on @factsheet_date, * Returns over a 1 year period are annualized * Returns are calculated using the Time Weighted Rate of Return (TWRR) method and as provided by the respective AMCs. *ND (No Data) , * NA(Not Applicable) * Returns of the respective Benchmark Indices used are tabulated above. Benchmark(s) given are as per SEBI circular no. SEBI/HO/IMD/IMD-PoD-2/P/CIR/2022/172 dated December 16, 2022 and the APMI circular no. APMI/2022-23/02 dated 23rd March,2023 and Revised Annexure-1

Fund Manager
Sushanto Mitra
Hanuman Tripathi
Benchmark
Portfolio Characteristics

Portfolio Age	1 Year
---------------	--------

Fee Structure

Exit Load	
1st Year	No Option
2nd Year	No Option
3rd Year	No Option


BENCHMARK
Not Available

INCEPTION
1 January, 2025

INVESTMENT
ValueQuest Tristar Fund

AUM (₹ CR)
NA

Investment Approach

* Returns are as on @factsheet_date, * Returns over a 1 year period are annualized * Returns are calculated using the Time Weighted Rate of Return (TWRR) method and as provided by the respective AMCs. *ND (No Data) , * NA(Not Applicable) * Returns of the respective Benchmark Indices used are tabulated above. Benchmark(s) given are as per SEBI circular no. SEBI/HO/IMD/IMD-PoD-2/P/CIR/2022/172 dated December 16, 2022 and the APMI circular no. APMI/2022-23/02 dated 23rd March,2023 and Revised Annexure-1

Fund Manager
Aniket Dharamshi
Arvind Ananthanarayanan
Benchmark
Portfolio Characteristics

Portfolio Age	1 Year
---------------	--------

Fee Structure

Exit Load	
1st Year	No Option
2nd Year	No Option
3rd Year	No Option


BENCHMARK
Not Available

INCEPTION
1 January, 2025

INVESTMENT
Varanium Venture Debt Fund

AUM (₹ CR)
NA

Investment Approach

* Returns are as on @factsheet_date, * Returns over a 1 year period are annualized * Returns are calculated using the Time Weighted Rate of Return (TWRR) method and as provided by the respective AMCs. *ND (No Data) , * NA(Not Applicable) * Returns of the respective Benchmark Indices used are tabulated above. Benchmark(s) given are as per SEBI circular no. SEBI/HO/IMD/IMD-PoD-2/P/CIR/2022/172 dated December 16, 2022 and the APMI circular no. APMI/2022-23/02 dated 23rd March,2023 and Revised Annexure-1

Fund Manager
Nawal Bachhuka
Benchmark
Portfolio Characteristics

Portfolio Age	1 Year
---------------	--------

Fee Structure

Exit Load	
-----------	--

1st Year	No Option
----------	-----------

2nd Year	No Option
----------	-----------

3rd Year	No Option
----------	-----------


BENCHMARK
Not Available

INCEPTION
1 July, 2025

INVESTMENT
RMS Growth Fund Scheme 1

AUM (₹ CR)
NA

Investment Approach

* Returns are as on @factsheet_date, * Returns over a 1 year period are annualized * Returns are calculated using the Time Weighted Rate of Return (TWRR) method and as provided by the respective AMCs. *ND (No Data) , * NA(Not Applicable) * Returns of the respective Benchmark Indices used are tabulated above. Benchmark(s) given are as per SEBI circular no. SEBI/HO/IMD/IMD-PoD-2/P/CIR/2022/172 dated December 16, 2022 and the APMI circular no. APMI/2022-23/02 dated 23rd March,2023 and Revised Annexure-1

Benchmark
Portfolio Characteristics

Portfolio Age	6 Months
---------------	----------

Fund Manager
Rohit Ramasubramanian
Manish Lalwani
Soumil Agrawal
Fee Structure

Exit Load	
-----------	--

1st Year	No Option
----------	-----------

2nd Year	No Option
----------	-----------

3rd Year	No Option
----------	-----------


BENCHMARK
Not Available

INCEPTION
1 May, 2025

INVESTMENT
Neo Secondaries Fund

AUM (₹ CR)
NA

Investment Approach

* Returns are as on @factsheet_date, * Returns over a 1 year period are annualized * Returns are calculated using the Time Weighted Rate of Return (TWRR) method and as provided by the respective AMCs. *ND (No Data) , * NA(Not Applicable) * Returns of the respective Benchmark Indices used are tabulated above. Benchmark(s) given are as per SEBI circular no. SEBI/HO/IMD/IMD-PoD-2/P/CIR/2022/172 dated December 16, 2022 and the APMI circular no. APMI/2022-23/02 dated 23rd March,2023 and Revised Annexure-1

Fund Manager
Nitin Agarwal
Benchmark
Portfolio Characteristics

Portfolio Age	8 Months
---------------	----------

Fee Structure

Exit Load	
1st Year	No Option
2nd Year	No Option
3rd Year	No Option


BENCHMARK
Not Available

INCEPTION
1 April, 2025

INVESTMENT
India Growth Fund I

AUM (₹ CR)
NA

Investment Approach

* Returns are as on @factsheet_date, * Returns over a 1 year period are annualized * Returns are calculated using the Time Weighted Rate of Return (TWRR) method and as provided by the respective AMCs. *ND (No Data) , * NA(Not Applicable) * Returns of the respective Benchmark Indices used are tabulated above. Benchmark(s) given are as per SEBI circular no. SEBI/HO/IMD/IMD-PoD-2/P/CIR/2022/172 dated December 16, 2022 and the APMI circular no. APMI/2022-23/02 dated 23rd March,2023 and Revised Annexure-1

Fund Manager
Ashwani Singh
Milan Sharma
Benchmark
Portfolio Characteristics

Portfolio Age	9 Months
---------------	----------

Fee Structure

Exit Load	
-----------	--

1st Year	No Option
----------	-----------

2nd Year	No Option
----------	-----------

3rd Year	No Option
----------	-----------


BENCHMARK
Not Available

INCEPTION
1 January, 2025

INVESTMENT
NovumLake Property Fund

AUM (₹ CR)
NA

Investment Approach

* Returns are as on @factsheet_date, * Returns over a 1 year period are annualized * Returns are calculated using the Time Weighted Rate of Return (TWRR) method and as provided by the respective AMCs. *ND (No Data) , * NA(Not Applicable) * Returns of the respective Benchmark Indices used are tabulated above. Benchmark(s) given are as per SEBI circular no. SEBI/HO/IMD/IMD-PoD-2/P/CIR/2022/172 dated December 16, 2022 and the APMI circular no. APMI/2022-23/02 dated 23rd March,2023 and Revised Annexure-1

Benchmark
Portfolio Characteristics

Portfolio Age	1 Year
---------------	--------

Fund Manager
Mitesh Agrawal
Fee Structure

Exit Load	
-----------	--

1st Year	No Option
----------	-----------

2nd Year	No Option
----------	-----------

3rd Year	No Option
----------	-----------


BENCHMARK
Not Available

INCEPTION
1 July, 2023

INVESTMENT
NV CAPITAL Scheme 1

AUM (₹ CR)
NA

Investment Approach

* Returns are as on @factsheet_date, * Returns over a 1 year period are annualized * Returns are calculated using the Time Weighted Rate of Return (TWRR) method and as provided by the respective AMCs. *ND (No Data) , * NA(Not Applicable) * Returns of the respective Benchmark Indices used are tabulated above. Benchmark(s) given are as per SEBI circular no. SEBI/HO/IMD/IMD-PoD-2/P/CIR/2022/172 dated December 16, 2022 and the APMI circular no. APMI/2022-23/02 dated 23rd March,2023 and Revised Annexure-1

Benchmark
Portfolio Characteristics

Portfolio Age	2 Years 6 Months
---------------	------------------

Fund Manager
Nitin Menon
Vivek Menon
Fee Structure

Exit Load	
1st Year	No Option
2nd Year	No Option
3rd Year	No Option


BENCHMARK
Not Available

INCEPTION
1 January, 2025

INVESTMENT
Vivriti Diversified Bond Fund - II

AUM (₹ CR)
NA

Investment Approach

* Returns are as on @factsheet_date, * Returns over a 1 year period are annualized * Returns are calculated using the Time Weighted Rate of Return (TWRR) method and as provided by the respective AMCs. *ND (No Data) , * NA(Not Applicable) * Returns of the respective Benchmark Indices used are tabulated above. Benchmark(s) given are as per SEBI circular no. SEBI/HO/IMD/IMD-PoD-2/P/CIR/2022/172 dated December 16, 2022 and the APMI circular no. APMI/2022-23/02 dated 23rd March,2023 and Revised Annexure-1

Fund Manager
Soumendra Ghosh
Benchmark
Portfolio Characteristics

Portfolio Age	1 Year
---------------	--------

Fee Structure

Exit Load	
-----------	--

1st Year	No Option
----------	-----------

2nd Year	No Option
----------	-----------

3rd Year	No Option
----------	-----------


BENCHMARK
Not Available

INCEPTION
1 May, 2025

INVESTMENT
Meenakshi Real Assets Fund

AUM (₹ CR)
NA

Investment Approach

* Returns are as on @factsheet_date, * Returns over a 1 year period are annualized * Returns are calculated using the Time Weighted Rate of Return (TWRR) method and as provided by the respective AMCs. *ND (No Data) , * NA(Not Applicable) * Returns of the respective Benchmark Indices used are tabulated above. Benchmark(s) given are as per SEBI circular no. SEBI/HO/IMD/IMD-PoD-2/P/CIR/2022/172 dated December 16, 2022 and the APMI circular no. APMI/2022-23/02 dated 23rd March,2023 and Revised Annexure-1

Fund Manager
Amit Upadhyay
Benchmark
Portfolio Characteristics

Portfolio Age	8 Months
---------------	----------

Fee Structure

Exit Load	
-----------	--

1st Year	No Option
----------	-----------

2nd Year	No Option
----------	-----------

3rd Year	No Option
----------	-----------



BENCHMARK
Not Available



INCEPTION
1 November, 2025



INVESTMENT
Nippon India Credit Opportunities AIF -
Scheme 2



AUM (₹ CR)
NA

Investment Approach

* Returns are as on @factsheet_date, * Returns over a 1 year period are annualized * Returns are calculated using the Time Weighted Rate of Return (TWRR) method and as provided by the respective AMCs. *ND (No Data) , * NA(Not Applicable) * Returns of the respective Benchmark Indices used are tabulated above. Benchmark(s) given are as per SEBI circular no. SEBI/HO/IMD/IMD-PoD-2/P/CIR/2022/172 dated December 16, 2022 and the APMI circular no. APMI/2022-23/02 dated 23rd March,2023 and Revised Annexure-1

Benchmark

Portfolio Characteristics

Portfolio Age 2 Months

Fund Manager

Ashish Jalan

Rahul Apte

Fee Structure

Exit Load

1st Year No Option

2nd Year No Option

3rd Year No Option



BENCHMARK
Not Available



INCEPTION
1 January, 2025



INVESTMENT
Kotak Life Sciences Fund (KLSF I)



AUM (₹ CR)
NA

Investment Approach

* Returns are as on @factsheet_date, * Returns over a 1 year period are annualized * Returns are calculated using the Time Weighted Rate of Return (TWRR) method and as provided by the respective AMCs. *ND (No Data) , * NA(Not Applicable) * Returns of the respective Benchmark Indices used are tabulated above. Benchmark(s) given are as per SEBI circular no. SEBI/HO/IMD/IMD-PoD-2/P/CIR/2022/172 dated December 16, 2022 and the APMI circular no. APMI/2022-23/02 dated 23rd March,2023 and Revised Annexure-1

Benchmark

Portfolio Characteristics

Portfolio Age 1 Year

Fund Manager

Dr.Ashish Ranja

Fee Structure

Exit Load

1st Year No Option

2nd Year No Option

3rd Year No Option


BENCHMARK
Not Available

INCEPTION
1 December, 2024

INVESTMENT
Getfive Opportunity Fund I

AUM (₹ CR)
NA

Investment Approach

* Returns are as on @factsheet_date, * Returns over a 1 year period are annualized * Returns are calculated using the Time Weighted Rate of Return (TWRR) method and as provided by the respective AMCs. *ND (No Data) , * NA(Not Applicable) * Returns of the respective Benchmark Indices used are tabulated above. Benchmark(s) given are as per SEBI circular no. SEBI/HO/IMD/IMD-PoD-2/P/CIR/2022/172 dated December 16, 2022 and the APMI circular no. APMI/2022-23/02 dated 23rd March,2023 and Revised Annexure-1

Fund Manager
Shrikant Goyal
Benchmark
Portfolio Characteristics

Portfolio Age	1 Year 1 Month
---------------	----------------

Fee Structure

Exit Load	
-----------	--

1st Year	No Option
----------	-----------

2nd Year	No Option
----------	-----------

3rd Year	No Option
----------	-----------



BENCHMARK
S&P BSE 500 Total Return Index



INCEPTION
13 July, 2023



INVESTMENT
Singularity Equity Fund I



AUM (₹ CR)
NA

	Investment Approach	Benchmark	Portfolio Characteristics	
3 Month	-10.42%	N/A	Portfolio Age	2 Years 6 Months
6 Month	-7.76%	N/A	Sharpe Ratio 1 Yr	3.33
1 Year	5.41%	N/A	Beta 1 Yr	0.31
Since Inception	38.61%	N/A		

* Returns are as on @factsheet_date, * Returns over a 1 year period are annualized * Returns are calculated using the Time Weighted Rate of Return (TWRR) method and as provided by the respective AMCs. *ND (No Data) , * NA(Not Applicable) * Returns of the respective Benchmark Indices used are tabulated above. Benchmark(s) given are as per SEBI circular no. SEBI/HO/IMD/IMD-PoD-2/P/CIR/2022/172 dated December 16, 2022 and the APMI circular no. APMI/2022-23/02 dated 23rd March,2023 and Revised Annexure-1

Composition



10.80%
Large Cap



2.20%
Mid Cap



73.80%
Small Cap



3.50%
Cash Equivalent

Fund Manager



Mr V Ramanan

Fee Structure

Fixed Fee		Variable Fee		Exit Load	
AMC	No option	AMC	1.50%	1st Year	NO OPTION
		Hurdle	10%	2nd Year	NO OPTION
				3rd Year	NO OPTION


BENCHMARK
Not Available

INCEPTION
1 January, 2025

INVESTMENT
Mavenark Credit and Growth Fund
(MCG) Series I

AUM (₹ CR)
NA

Investment Approach

* Returns are as on @factsheet_date, * Returns over a 1 year period are annualized * Returns are calculated using the Time Weighted Rate of Return (TWRR) method and as provided by the respective AMCs. *ND (No Data) , * NA(Not Applicable) * Returns of the respective Benchmark Indices used are tabulated above. Benchmark(s) given are as per SEBI circular no. SEBI/HO/IMD/IMD-PoD-2/P/CIR/2022/172 dated December 16, 2022 and the APMI circular no. APMI/2022-23/02 dated 23rd March,2023 and Revised Annexure-1

Benchmark
Portfolio Characteristics

Portfolio Age

1 Year

Fund Manager
Phanisekhar Ponangi
Fee Structure

Exit Load

1st Year

No Option

2nd Year

No Option

3rd Year

No Option


BENCHMARK
S&P BSE 500 Total Return Index

INCEPTION
2 May, 2023

INVESTMENT
InCred Liquid Alternative Fund - I

AUM (₹ CR)
NA

	Investment Approach	Benchmark
1 Month	-0.07%	-0.11%
3 Month	0.24%	1.13%
6 Month	0.86%	4.30%
1 Year	6.19%	8.11%
Since Inception	9.70%	7.74%

Portfolio Characteristics	
Portfolio Age	2 Years 3 Months

* Returns are as on @factsheet_date, * Returns over a 1 year period are annualized * Returns are calculated using the Time Weighted Rate of Return (TWRR) method and as provided by the respective AMCs. *ND (No Data) , * NA(Not Applicable) * Returns of the respective Benchmark Indices used are tabulated above. Benchmark(s) given are as per SEBI circular no. SEBI/HO/IMD/IMD-PoD-2/P/CIR/2022/172 dated December 16, 2022 and the APMI circular no. APMI/2022-23/02 dated 23rd March,2023 and Revised Annexure-1

Fund Manager
Rishi Kohli
Fee Structure

Fixed Fee		Variable Fee		Exit Load	
AMC	No Option	AMC	No Option	1st Year	0.00%
		Hurdle	No Option	2nd Year	0.00%
		Profit Sharing	No Option	3rd Year	0.00%


BENCHMARK
NSE Multi Asset Index 1

INCEPTION
31 July, 2022

INVESTMENT
Pace 360 Investment Trust

AUM (₹ CR)
12.00

	Investment Approach	Benchmark
1 Month	-0.07%	4.44%
3 Month	1.56%	4.02%
6 Month	3.59%	8.41%
1 Year	11.70%	9.51%
Since Inception	11.31%	13.39%

Portfolio Characteristics	
Portfolio Age	1 Year 4 Months
P/B Ratio	0.00
P/E Ratio	0.00

* Returns are as on @factsheet_date, * Returns over a 1 year period are annualized * Returns are calculated using the Time Weighted Rate of Return (TWRR) method and as provided by the respective AMCs. *ND (No Data) , * NA(Not Applicable) * Returns of the respective Benchmark Indices used are tabulated above. Benchmark(s) given are as per SEBI circular no. SEBI/HO/IMD/IMD-PoD-2/P/CIR/2022/172 dated December 16, 2022 and the APMI circular no. APMI/2022-23/02 dated 23rd March,2023 and Revised Annexure-1

Fund Manager
Amit Goel
Fee Structure

Fixed Fee		Variable Fee	
AMC	2.50%	AMC	1.00%
		Hurdle	7.50% or Benchmark
		Profit Sharing	15% Profit Sharing above 7.50% Hurdle or Benchmark


BENCHMARK
 NIFTY Midcap 100 Index

INCEPTION
 12 February, 2020

INVESTMENT
 Sundaram Alternative Opportunities
 Series - ACORN

AUM (₹ CR)
 NA

Investment Approach		Benchmark	Portfolio Characteristics	
1 Month	-0.11%	N/A	Portfolio Age	5 Years 11 Months
3 Month	-2.22%	N/A	Sharpe Ratio 1 Yr	0.60
6 Month	10.84%	N/A	Sharpe Ratio 3 Yr	0.94
1 Year	16.28%	N/A	Beta 1 Yr	0.94
3 Year	21.42%	N/A	Beta 3 Yr	0.79
5 Year	19.35%	N/A	Downcapture Ratio 1 Yr	75.61
Since Inception	18.99%	N/A	Downcapture Ratio 3 Yr	78.65
			Upcapture ratio 1 Yr	103.23
			Upcapture ratio 3 Yr	82.32

* Returns are as on @factsheet_date, * Returns over a 1 year period are annualized * Returns are calculated using the Time Weighted Rate of Return (TWRR) method and as provided by the respective AMCs. *ND (No Data) , * NA(Not Applicable) * Returns of the respective Benchmark Indices used are tabulated above. Benchmark(s) given are as per SEBI circular no. SEBI/HO/IMD/IMD-PoD-2/P/CIR/2022/172 dated December 16, 2022 and the APMI circular no. APMI/2022-23/02 dated 23rd March,2023 and Revised Annexure-1

Fund Manager

Madanagopal Ramu
Fee Structure

Fixed Fee		Variable Fee		Exit Load	
AMC	No Option	AMC	No Option	1st Year	4.00%
		Hurdle	No Option	2nd Year	3.00%
		Profit Sharing	No option	3rd Year	2.00%



BENCHMARK
S&P BSE 200 Total Return Index



INCEPTION
1 July, 2021



INVESTMENT
360 One -Turnaround Opportunities
Fund



AUM (₹ CR)
NA

	Investment Approach	Benchmark
1 Month	-0.15%	-0.21%
3 Month	5.47%	5.81%
6 Month	1.10%	2.42%
1 Year	1.80%	9.34%
3 Year	19.21%	16.00%
5 Year	N/A	16.32%
Since Inception	17.05%	14.58%

* Returns are as on @factsheet_date, * Returns over a 1 year period are annualized * Returns are calculated using the Time Weighted Rate of Return (TWRR) method and as provided by the respective AMCs. *ND (No Data) , * NA(Not Applicable) * Returns of the respective Benchmark Indices used are tabulated above. Benchmark(s) given are as per SEBI circular no. SEBI/HO/IMD/IMD-PoD-2/P/CIR/2022/172 dated December 16, 2022 and the APMI circular no. APMI/2022-23/02 dated 23rd March,2023 and Revised Annexure-1

Portfolio Characteristics	
Total Number of Stocks	56
Average Market Cap	319327.85 CR
Portfolio Age	4 Years 5 Months
Sharpe Ratio 1 Yr	-0.18
Sharpe Ratio 3 Yr	0.86
Beta 1 Yr	1.04
Beta 3 Yr	0.96
Downcapture Ratio 1 Yr	127.05
Downcapture Ratio 3 Yr	91.81
Upcapture ratio 1 Yr	86.76
Upcapture ratio 3 Yr	107.88
P/B Ratio	4.77
P/E Ratio	43.49

Composition



40.95%
Large Cap



17.27%
Mid Cap



38.88%
Small Cap



2.10%
Cash Equivalent

Fund Manager



Mr. Mehul Jani

Fee Structure

Fixed Fee		Variable Fee		Exit Load	
AMC	No Option	AMC	No Option	1st Year	0.00%
		Hurdle	No Option	2nd Year	0.00%
		Profit Sharing	No Option	3rd Year	0.00%



BENCHMARK
S&P BSE 200 Index



INCEPTION
20 October, 2020



INVESTMENT
Yes Alpha Plus Fund



AUM (₹ CR)
NA

Investment Approach		Benchmark	Portfolio Characteristics	
1 Month	-0.21%	N/A	Portfolio Age	5 Years 3 Months
3 Month	1.80%	N/A	Sharpe Ratio 1 Yr	-1.13
6 Month	4.55%	N/A	Sharpe Ratio 3 Yr	0.01
1 Year	-3.67%	N/A	Beta 1 Yr	-0.19
3 Year	5.27%	N/A	Beta 3 Yr	-0.17
5 Year	7.08%	N/A	Downcapture Ratio 1 Yr	-15.25
Since Inception	6.94%	N/A	Downcapture Ratio 3 Yr	-25.08
<p>* Returns are as on @factsheet_date, * Returns over a 1 year period are annualized * Returns are calculated using the Time Weighted Rate of Return (TWRR) method and as provided by the respective AMCs. *ND (No Data) , * NA(Not Applicable) * Returns of the respective Benchmark Indices used are tabulated above. Benchmark(s) given are as per SEBI circular no. SEBI/HO/IMD/IMD-PoD-2/P/CIR/2022/172 dated December 16, 2022 and the APMI circular no. APMI/2022-23/02 dated 23rd March,2023 and Revised Annexure-1</p>			Upcapture ratio 1 Yr	-23.73
			Upcapture ratio 3 Yr	9.86

Fund Manager

Nitish Pandey

Ravindra Bhandari

Fee Structure

Fixed Fee		Variable Fee		Exit Load	
AMC	No Option	AMC	No Option	1st Year	1.00%
		Hurdle	No Option	2nd Year	1.00%
		Profit Sharing	No Option	3rd Year	0.00%



BENCHMARK
NIFTY 200 Index



INCEPTION
28 September, 2022



INVESTMENT
VOLVIN GROWTH FUND - ACTIVE
RABBIT

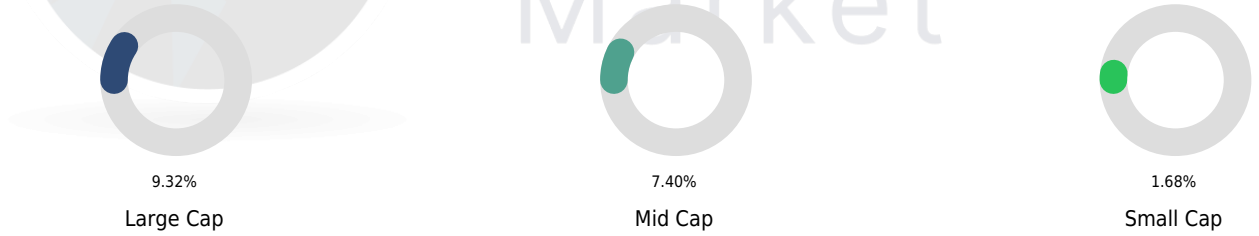


AUM (₹ CR)
NA

	Investment Approach	Benchmark	Portfolio Characteristics	
1 Month	-0.23%	7.15%	Portfolio Age	2 Years 6 Months
3 Month	-5.22%	-3.16%	Sharpe Ratio 1 Yr	-0.33
6 Month	-10.61%	-11.14%	Beta 1 Yr	0.57
1 Year	2.97%	5.30%	Downcapture Ratio 1 Yr	60.04
Since Inception	14.91%	15.62%	Upcapture ratio 1 Yr	56.44

* Returns are as on @factsheet_date, * Returns over a 1 year period are annualized * Returns are calculated using the Time Weighted Rate of Return (TWRR) method and as provided by the respective AMCs. *ND (No Data) , * NA(Not Applicable) * Returns of the respective Benchmark Indices used are tabulated above. Benchmark(s) given are as per SEBI circular no. SEBI/HO/IMD/IMD-PoD-2/P/CIR/2022/172 dated December 16, 2022 and the APMI circular no. APMI/2022-23/02 dated 23rd March,2023 and Revised Annexure-1

Composition



Fund Manager
VINEET JAIN

Fee Structure

Fixed Fee		Variable Fee		Exit Load	
AMC	2.25%	AMC	No Option	2nd Year	0%
		Hurdle	12% & 24%	3rd Year	0%
		Profit Sharing	Profit Sharing 12% above 12% hurdle and Profit Sharing 24% above 24% Hurdle		

BENCHMARK
NIFTY 50 Index

INCEPTION
14 March, 2019

INVESTMENT
Aequitas - Equity Scheme I

AUM (₹ CR)
1574.92

	Investment Approach	Benchmark
1 Month	-0.29%	N/A
3 Month	-0.41%	N/A
6 Month	0.58%	N/A
1 Year	2.05%	N/A
3 Year	24.39%	N/A
5 Year	34.89%	N/A
Since Inception	23.81%	N/A

* Returns are as on @factsheet_date, * Returns over a 1 year period are annualized * Returns are calculated using the Time Weighted Rate of Return (TWRR) method and as provided by the respective AMCs. *ND (No Data) , * NA(Not Applicable) * Returns of the respective Benchmark Indices used are tabulated above. Benchmark(s) given are as per SEBI circular no. SEBI/HO/IMD/IMD-PoD-2/P/CIR/2022/172 dated December 16, 2022 and the APMI circular no. APMI/2022-23/02 dated 23rd March,2023 and Revised Annexure-1

Portfolio Characteristics	
Average Market Cap	6088.72 CR
Portfolio Age	6 Years 10 Months
Sharpe Ratio 1 Yr	-1.75
Sharpe Ratio 3 Yr	1.11
Beta 1 Yr	0.11
Beta 3 Yr	0.59
Downcapture Ratio 1 Yr	10.09
Downcapture Ratio 3 Yr	-1.00
Upcapture ratio 1 Yr	13.62
Upcapture ratio 3 Yr	99.64

Composition



5.81%
Small Cap



94.19%
Cash Equivalent

Fund Manager



Siddhartha Bhaiya

Fee Structure

Fixed Fee		Variable Fee		Exit Load	
AMC	2.00%	AMC	NIL	1st Year	NA
		Hurdle	NIL	2nd Year	NA
		Profit Sharing	10% Profit Sharing	3rd Year	NA


BENCHMARK
S&P BSE 200 Index


INCEPTION
14 January, 2022


INVESTMENT
Purnartha AIF - Series 1


AUM (₹ CR)
NA

	Investment Approach	Benchmark	Portfolio Characteristics	
1 Month	-0.29%	0.51%	Portfolio Age	2 Years 4 Months
3 Month	4.43%	5.04%	Sharpe Ratio 1 Yr	1.59
6 Month	7.91%	17.32%	Beta 1 Yr	0.70
1 Year	25.49%	33.85%	Downcapture Ratio 1 Yr	100.68
Since Inception	12.02%	13.16%	Upcapture ratio 1 Yr	71.56

* Returns are as on @factsheet_date, * Returns over a 1 year period are annualized * Returns are calculated using the Time Weighted Rate of Return (TWRR) method and as provided by the respective AMCs. *ND (No Data) , * NA(Not Applicable) * Returns of the respective Benchmark Indices used are tabulated above. Benchmark(s) given are as per SEBI circular no. SEBI/HO/IMD/IMD-PoD-2/P/CIR/2022/172 dated December 16, 2022 and the APMI circular no. APMI/2022-23/02 dated 23rd March,2023 and Revised Annexure-1

Composition



-6.13%

Cash Equivalent

Fund Manager

Manish Palande

Fee Structure

Fixed Fee		Variable Fee	
AMC	No Option	AMC	No Option
		Hurdle	No Option
		Profit Sharing	No Option



BENCHMARK
NIFTY 50 Total Return Index



INCEPTION
1 May, 2022



INVESTMENT
Aventus Market Neutral Return Fund



AUM (₹ CR)
NA

	Investment Approach	Benchmark
1 Month	-0.33%	7.94%
3 Month	0.42%	10.85%
6 Month	-1.73%	13.81%
1 Year	-1.57%	21.30%
Since Inception	3.25%	29.78%

Portfolio Characteristics	
Portfolio Age	1 Year 7 Months
Sharpe Ratio 1 Yr	-2.04
Beta 1 Yr	0.11
P/B Ratio	0.00
P/E Ratio	0.00

* Returns are as on @factsheet_date, * Returns over a 1 year period are annualized * Returns are calculated using the Time Weighted Rate of Return (TWRR) method and as provided by the respective AMCs. *ND (No Data) , * NA(Not Applicable) * Returns of the respective Benchmark Indices used are tabulated above. Benchmark(s) given are as per SEBI circular no. SEBI/HO/IMD/IMD-PoD-2/P/CIR/2022/172 dated December 16, 2022 and the APMI circular no. APMI/2022-23/02 dated 23rd March,2023 and Revised Annexure-1

Composition



28.18%

Large Cap

Fund Manager

Mehul Patel

Gaurik Shah

Fee Structure

Fixed Fee		Variable Fee	
AMC	No Option	AMC	No Option
		Hurdle	No Option
		Profit Sharing	No Option



BENCHMARK
S&P BSE 200 Index



INCEPTION
1 July, 2024



INVESTMENT
InCred Dynamic Equity Asymmetric
Returns Fund



AUM (₹ CR)
NA

	Investment Approach	Benchmark	Portfolio Characteristics	
1 Month	-0.41%	-1.36%	Portfolio Age	1 Year 1 Month
3 Month	-1.12%	-0.84%		
6 Month	9.34%	12.17%		
1 Year	-5.00%	-3.16%		
Since Inception	1.62%	1.92%		

* Returns are as on @factsheet_date, * Returns over a 1 year period are annualized * Returns are calculated using the Time Weighted Rate of Return (TWRR) method and as provided by the respective AMCs. *ND (No Data) , * NA(Not Applicable) * Returns of the respective Benchmark Indices used are tabulated above. Benchmark(s) given are as per SEBI circular no. SEBI/HO/IMD/IMD-PoD-2/P/CIR/2022/172 dated December 16, 2022 and the APMI circular no. APMI/2022-23/02 dated 23rd March,2023 and Revised Annexure-1

Fund Manager

Rishi Kohli

Fee Structure

Fixed Fee		Variable Fee		Exit Load	
AMC	2.00%	AMC	No Option	1st Year	1.00%
		Hurdle	No Option	2nd Year	0.00%
		Profit Sharing	No Option	3rd Year	0.00%



BENCHMARK
S&P BSE 200 Index



INCEPTION
18 March, 2023



INVESTMENT
ICICI prudential Equity opportunities fund



AUM (₹ CR)
1615.80

	Investment Approach	Benchmark
1 Month	-0.51%	1.40%
3 Month	5.65%	7.12%
6 Month	7.94%	5.33%
1 Year	8.03%	6.40%
3 Year	N/A	13.38%
5 Year	N/A	16.64%
Since Inception	25.90%	19.50%

Portfolio Characteristics	
Total Number of Stocks	34
Average Market Cap	431684.05 CR
Portfolio Age	2 Years 8 Months
Sharpe Ratio 1 Yr	1.83
P/B Ratio	3.12
P/E Ratio	24.59

* Returns are as on @factsheet_date, * Returns over a 1 year period are annualized * Returns are calculated using the Time Weighted Rate of Return (TWRR) method and as provided by the respective AMCs. *ND (No Data) , * NA(Not Applicable) * Returns of the respective Benchmark Indices used are tabulated above. Benchmark(s) given are as per SEBI circular no. SEBI/HO/IMD/IMD-PoD-2/P/CIR/2022/172 dated December 16, 2022 and the APMI circular no. APMI/2022-23/02 dated 23rd March,2023 and Revised Annexure-1

Composition



72.59%
Large Cap



12.65%
Mid Cap



14.95%
Small Cap



-0.19%
Cash Equivalent

Fund Manager



Chockalingam Narayanan

Anand Shah

Fee Structure

Exit Load	
1st Year	0.00%
2nd Year	0.00%
3rd Year	0.00%



BENCHMARK
S&P BSE 500 Index



INCEPTION
14 March, 2024



INVESTMENT
Generational Capital Breakout Fund 1



AUM (₹ CR)
141.02

	Investment Approach	Benchmark
1 Month	-0.53%	0.86%
3 Month	4.56%	6.37%
6 Month	3.56%	4.80%
1 Year	-16.22%	5.07%
3 Year	N/A	13.88%
5 Year	N/A	17.16%
Since Inception	12.97%	10.34%

Portfolio Characteristics	
Total Number of Stocks	27
Average Market Cap	2589.74 CR
Portfolio Age	1 Year 8 Months
Sharpe Ratio 1 Yr	-0.90
Beta 1 Yr	1.24
Downcapture Ratio 1 Yr	151.80
Upcapture ratio 1 Yr	45.48
P/B Ratio	3.43
P/E Ratio	40.82

* Returns are as on @factsheet_date, * Returns over a 1 year period are annualized * Returns are calculated using the Time Weighted Rate of Return (TWRR) method and as provided by the respective AMCs. *ND (No Data) , * NA(Not Applicable) * Returns of the respective Benchmark Indices used are tabulated above. Benchmark(s) given are as per SEBI circular no. SEBI/HO/IMD/IMD-PoD-2/P/CIR/2022/172 dated December 16, 2022 and the APMI circular no. APMI/2022-23/02 dated 23rd March,2023 and Revised Annexure-1

Composition



37.62%
Small Cap



3.65%
Cash Equivalent

Fund Manager



Satwik Jain

Fee Structure

Fixed Fee		Variable Fee		Exit Load	
AMC	2.50%	AMC	No Option	1st Year	5.00%
		Hurdle	No Option	2nd Year	3.00%
		Profit Sharing	No Option	3rd Year	0.00%


BENCHMARK
S&P BSE 200 Index


INCEPTION
21 June, 2022


INVESTMENT
NIEO 8 (Unlimited India)


AUM (₹ CR)
NA

	Investment Approach	Benchmark
1 Month	-0.53%	1.40%
3 Month	3.30%	7.12%
6 Month	0.16%	5.33%
1 Year	-0.06%	6.40%
3 Year	15.63%	13.38%
5 Year	N/A	16.64%
Since Inception	19.49%	N/A

Portfolio Characteristics	
Total Number of Stocks	34
Average Market Cap	297600 CR
Portfolio Age	3 Years 5 Months
Sharpe Ratio 1 Yr	-0.45
Beta 1 Yr	1.05
Downcapture Ratio 1 Yr	126.96
Upcapture ratio 1 Yr	87.92
P/B Ratio	4.12
P/E Ratio	37.68

* Returns are as on @factsheet_date, * Returns over a 1 year period are annualized * Returns are calculated using the Time Weighted Rate of Return (TWRR) method and as provided by the respective AMCs. *ND (No Data) , * NA(Not Applicable) * Returns of the respective Benchmark Indices used are tabulated above. Benchmark(s) given are as per SEBI circular no. SEBI/HO/IMD/IMD-PoD-2/P/CIR/2022/172 dated December 16, 2022 and the APMI circular no. APMI/2022-23/02 dated 23rd March,2023 and Revised Annexure-1

Composition



40%
Large Cap



18%
Mid Cap



37%
Small Cap



5.24%
Cash Equivalent

Fund Manager
RAHUL VEERA

Fee Structure

Fixed Fee		Variable Fee		Exit Load	
AMC	No Option	AMC	No Option	1st Year	0.00%
		Hurdle	No Option	2nd Year	0.00%
		Profit Sharing	No Option	3rd Year	0.00%


BENCHMARK
 NIFTY 50 Total Return Index

INCEPTION
 7 October, 2022

INVESTMENT
 ICICI Prudential Enhanced Dynamic
 Equity Fund

AUM (₹ CR)
 1138.63

	Investment Approach	Benchmark
1 Month	-0.61%	N/A
3 Month	0.41%	N/A
6 Month	0.99%	N/A
1 Year	7.70%	N/A
3 Year	16.81%	N/A
Since Inception	15.49%	N/A

* Returns are as on @factsheet_date, * Returns over a 1 year period are annualized * Returns are calculated using the Time Weighted Rate of Return (TWRR) method and as provided by the respective AMCs. *ND (No Data) , * NA(Not Applicable) * Returns of the respective Benchmark Indices used are tabulated above. Benchmark(s) given are as per SEBI circular no. SEBI/HO/IMD/IMD-PoD-2/P/CIR/2022/172 dated December 16, 2022 and the APMI circular no. APMI/2022-23/02 dated 23rd March,2023 and Revised Annexure-1

Portfolio Characteristics	
Portfolio Age	3 Years 3 Months
Sharpe Ratio 1 Yr	0.29
Sharpe Ratio 3 Yr	1.41
Beta 1 Yr	0.55
Beta 3 Yr	0.54
Downcapture Ratio 1 Yr	39.06
Downcapture Ratio 3 Yr	38.35
Upcapture ratio 1 Yr	57.20
Upcapture ratio 3 Yr	83.11

Fund Manager

Rohit Karan

SURAJ NANDA
Fee Structure

Fixed Fee		Variable Fee		Exit Load	
AMC	2.00%	AMC	1.50%	1st Year	0.00%
		Hurdle	10.00%	2nd Year	0.00%
		Profit Sharing	15% Profit Sharing above 10% hurdle	3rd Year	0.00%


BENCHMARK
NIFTY 50 Index


INCEPTION
23 August, 2019


INVESTMENT
TRUE BEACON 1


AUM (₹ CR)
273.68

Investment Approach		Benchmark	Portfolio Characteristics	
1 Month	-0.66%	-2.93%	Portfolio Age	5 Years 11 Months
3 Month	3.66%	1.78%	Sharpe Ratio 1 Yr	0.47
6 Month	4.78%	5.36%	Sharpe Ratio 3 Yr	1.15
1 Year	7.83%	-0.73%	Beta 1 Yr	0.26
3 Year	12.92%	12.99%	Beta 3 Yr	0.44
5 Year	7.19%	6.94%	Downcapture Ratio 1 Yr	2.54
Since Inception	15.93%	14.93%	Downcapture Ratio 3 Yr	23.24
* Returns are as on @factsheet_date, * Returns over a 1 year period are annualized * Returns are calculated using the Time Weighted Rate of Return (TWRR) method and as provided by the respective AMCs. *ND (No Data) , * NA(Not Applicable) * Returns of the respective Benchmark Indices used are tabulated above. Benchmark(s) given are as per SEBI circular no. SEBI/HO/IMD/IMD-PoD-2/P/CIR/2022/172 dated December 16, 2022 and the APMI circular no. APMI/2022-23/02 dated 23rd March,2023 and Revised Annexure-1			Upcapture ratio 1 Yr	43.32
			Upcapture ratio 3 Yr	58.94

Fund Manager
Prashant Bisht

Fee Structure

Exit Load	
1st Year	1%
2nd Year	Nil
3rd Year	Nil



BENCHMARK
S&P BSE 500 Total Return Index



INCEPTION
9 May, 2023



INVESTMENT
Athena Enhanced Equity Fund



AUM (₹ CR)
561.00

	Investment Approach	Benchmark
1 Month	-0.76%	N/A
3 Month	6.02%	N/A
6 Month	1.89%	N/A
1 Year	9.02%	N/A
Since Inception	15.67%	N/A

Portfolio Characteristics	
Portfolio Age	2 Years 7 Months
Sharpe Ratio 1 Yr	0.33
Beta 1 Yr	0.71
Downcapture Ratio 1 Yr	75.60
Upcapture ratio 1 Yr	87.70

* Returns are as on @factsheet_date, * Returns over a 1 year period are annualized * Returns are calculated using the Time Weighted Rate of Return (TWRR) method and as provided by the respective AMCs. *ND (No Data) , * NA(Not Applicable) * Returns of the respective Benchmark Indices used are tabulated above. Benchmark(s) given are as per SEBI circular no. SEBI/HO/IMD/IMD-PoD-2/P/CIR/2022/172 dated December 16, 2022 and the APMI circular no. APMI/2022-23/02 dated 23rd March,2023 and Revised Annexure-1

Composition



90%
Large Cap



10%
Mid Cap

Fund Manager



Vineet Bagri



Kaizad Hozdar

Fee Structure

Fixed Fee		Variable Fee		Exit Load	
AMC	No Option	AMC	No Option	1st Year	0.00%
		Hurdle	No Option	2nd Year	0.00%
		Profit Sharing	No Option	3rd Year	0.00%


BENCHMARK
NIFTY 50 Total Return Index

INCEPTION
9 December, 2022

INVESTMENT
Helios India Long Short Fund

AUM (₹ CR)
NA

	Investment Approach	Benchmark
1 Month	-0.79%	-0.28%
3 Month	3.73%	6.33%
6 Month	7.53%	2.92%
1 Year	0.39%	11.88%
3 Year	13.55%	14.31%
5 Year	N/A	15.40%
Since Inception	12.58%	13.21%

Portfolio Characteristics	
Portfolio Age	3 Years
Sharpe Ratio 1 Yr	-0.13
Beta 1 Yr	0.81
Downcapture Ratio 1 Yr	126.74
Upcapture ratio 1 Yr	76.36

* Returns are as on @factsheet_date, * Returns over a 1 year period are annualized * Returns are calculated using the Time Weighted Rate of Return (TWRR) method and as provided by the respective AMCs. *ND (No Data) , * NA(Not Applicable) * Returns of the respective Benchmark Indices used are tabulated above. Benchmark(s) given are as per SEBI circular no. SEBI/HO/IMD/IMD-PoD-2/P/CIR/2022/172 dated December 16, 2022 and the APMI circular no. APMI/2022-23/02 dated 23rd March,2023 and Revised Annexure-1

Fund Manager

Dinshaw Irani
Fee Structure

Fixed Fee		Variable Fee	
AMC	1.75%	AMC	No Option
		Hurdle	No Option
		Profit Sharing	No Option



BENCHMARK
S&P BSE 500 Index



INCEPTION
5 December, 2018



INVESTMENT
Accuracap - AlphaGen Next



AUM (₹ CR)
48.54

	Investment Approach	Benchmark
1 Month	-0.80%	-0.20%
3 Month	3.30%	4.80%
6 Month	-3.40%	1.10%
1 Year	-8.20%	6.40%
3 Year	11.00%	15.00%
5 Year	9.60%	15.40%
Since Inception	10.20%	14.60%

Portfolio Characteristics	
Portfolio Age	7 Years
Sharpe Ratio 1 Yr	-0.74
Sharpe Ratio 3 Yr	0.45
Beta 1 Yr	1.13
Beta 3 Yr	0.86
Downcapture Ratio 1 Yr	150.58
Downcapture Ratio 3 Yr	86.69
Upcapture ratio 1 Yr	69.38
Upcapture ratio 3 Yr	77.03

* Returns are as on @factsheet_date, * Returns over a 1 year period are annualized * Returns are calculated using the Time Weighted Rate of Return (TWRR) method and as provided by the respective AMCs. *ND (No Data) , * NA(Not Applicable) * Returns of the respective Benchmark Indices used are tabulated above. Benchmark(s) given are as per SEBI circular no. SEBI/HO/IMD/IMD-PoD-2/P/CIR/2022/172 dated December 16, 2022 and the APMI circular no. APMI/2022-23/02 dated 23rd March,2023 and Revised Annexure-1

Composition



65.75%
Large Cap



19.05%
Mid Cap



15.18%
Small Cap



0.02%
Cash Equivalent

Fund Manager

Naresh Gupta



Raman Nagpal

Fee Structure

Fixed Fee		Variable Fee		Exit Load	
AMC	2.50%	AMC	1.50%	1st Year	NO OPTION
		Hurdle	12.00%	2nd Year	NO OPTION
		Profit Sharing	20% Profit Sharing Over 12% Hurdle Rate	3rd Year	NO OPTION



BENCHMARK
NIFTY 50 Total Return Index



INCEPTION
11 July, 2022



INVESTMENT
SBI OPTIMAL EQUITY



AUM (₹ CR)
NA

	Investment Approach	Benchmark
1 Month	-0.80%	N/A
3 Month	4.10%	N/A
6 Month	6.80%	N/A
1 Year	11.30%	N/A
3 Year	15.20%	N/A
Since Inception	14.00%	N/A

Portfolio Characteristics	
Average Market Cap	62021 CR
Portfolio Age	3 Years 6 Months
Sharpe Ratio 3 Yr	1.99

* Returns are as on @factsheet_date, * Returns over a 1 year period are annualized * Returns are calculated using the Time Weighted Rate of Return (TWRR) method and as provided by the respective AMCs. *ND (No Data) , * NA(Not Applicable) * Returns of the respective Benchmark Indices used are tabulated above. Benchmark(s) given are as per SEBI circular no. SEBI/HO/IMD/IMD-PoD-2/P/CIR/2022/172 dated December 16, 2022 and the APMI circular no. APMI/2022-23/02 dated 23rd March,2023 and Revised Annexure-1

Composition



4.30%
Large Cap



28.90%
Mid Cap



45.20%
Small Cap



6%
Cash Equivalent

Fund Manager



Gaurav Mehta

Fee Structure

Fixed Fee		Variable Fee		Exit Load	
AMC	No Option	AMC	No Option	1st Year	0.00%
		Hurdle	No Option	2nd Year	0.00%
		Profit Sharing	No Option	3rd Year	0.00%


BENCHMARK
NIFTY 50 Index


INCEPTION
27 November, 2018


INVESTMENT
Girik Multicap Growth Equity Fund


AUM (₹ CR)
121.78

	Investment Approach	Benchmark
1 Month	-0.80%	0.30%
3 Month	5.21%	12.11%
6 Month	26.90%	20.78%
1 Year	64.06%	51.79%
3 Year	NA	N/A
5 Year	NA	N/A
Since Inception	28.81%	18.74%

Portfolio Characteristics	
Total Number of Stocks	27
Average Market Cap	242773.86 CR
Portfolio Age	2 Years 11 Months
Sharpe Ratio 1 Yr	3.07
Beta 1 Yr	0.58
P/B Ratio	4.35
P/E Ratio	35.91

* Returns are as on @factsheet_date, * Returns over a 1 year period are annualized * Returns are calculated using the Time Weighted Rate of Return (TWRR) method and as provided by the respective AMCs. *ND (No Data) , * NA(Not Applicable) * Returns of the respective Benchmark Indices used are tabulated above. Benchmark(s) given are as per SEBI circular no. SEBI/HO/IMD/IMD-PoD-2/P/CIR/2022/172 dated December 16, 2022 and the APMI circular no. APMI/2022-23/02 dated 23rd March,2023 and Revised Annexure-1

Composition



47.17%
Large Cap



20.20%
Mid Cap



16.05%
Small Cap



16.49%
Cash Equivalent

Fund Manager



Charandeep Singh



Varun Daga

Fee Structure

BENCHMARK
Nifty Smallcap50

INCEPTION
3 December, 2024

INVESTMENT
NEXUS EQUITY GROWTH FUND SCH 1

AUM (₹ CR)
NA

	Investment Approach	Benchmark
1 Month	-0.87%	-3.36%
3 Month	5.51%	1.37%
6 Month	8.25%	-0.60%
Since Inception	33.32%	-7.08%

* Returns are as on @factsheet_date, * Returns over a 1 year period are annualized * Returns are calculated using the Time Weighted Rate of Return (TWRR) method and as provided by the respective AMCs. *ND (No Data) , * NA(Not Applicable) * Returns of the respective Benchmark Indices used are tabulated above. Benchmark(s) given are as per SEBI circular no. SEBI/HO/IMD/IMD-PoD-2/P/CIR/2022/172 dated December 16, 2022 and the APMI circular no. APMI/2022-23/02 dated 23rd March,2023 and Revised Annexure-1

Portfolio Characteristics	
Total Number of Stocks	46
Average Market Cap	12394.84 CR
Portfolio Age	11 Months
Sharpe Ratio 1 Yr	2.17
P/B Ratio	3.58
P/E Ratio	28.10

Composition



Fund Manager



Kushal Shah

Manthan Jhaveri

Fee Structure

Exit Load	
1st Year	NO OPTION
2nd Year	NO OPTION
3rd Year	NO OPTION


BENCHMARK
NIFTY 50 Hybrid Composite debt 50:50
Index

INCEPTION
26 April, 2022

INVESTMENT
Pluswealth Assets LLP

AUM (₹ CR)
NA

	Investment Approach	Benchmark	Portfolio Characteristics	
1 Month	-0.89%	N/A	Portfolio Age	3 Years 9 Months
3 Month	0.31%	N/A	Sharpe Ratio 1 Yr	1.11
6 Month	4.81%	N/A	Sharpe Ratio 3 Yr	15.79
1 Year	12.43%	N/A	Beta 1 Yr	0.48
3 Year	14.60%	N/A	Downcapture Ratio 1 Yr	-40.58
Since Inception	15.97%	N/A	Upcapture ratio 1 Yr	69.82

* Returns are as on @factsheet_date, * Returns over a 1 year period are annualized * Returns are calculated using the Time Weighted Rate of Return (TWRR) method and as provided by the respective AMCs. *ND (No Data) , * NA(Not Applicable) * Returns of the respective Benchmark Indices used are tabulated above. Benchmark(s) given are as per SEBI circular no. SEBI/HO/IMD/IMD-PoD-2/P/CIR/2022/172 dated December 16, 2022 and the APMI circular no. APMI/2022-23/02 dated 23rd March,2023 and Revised Annexure-1

Fund Manager

Pluswealth Capital Management LLP
Fee Structure

Exit Load	
1st Year	0.00%
2nd Year	0.00%
3rd Year	0.00%

BENCHMARK
S&P BSE 200 Index

INCEPTION
9 November, 2021

INVESTMENT
ICICI Prudential Growth Leaders Fund

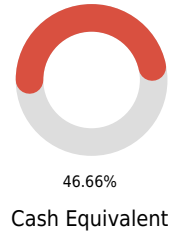
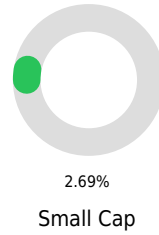
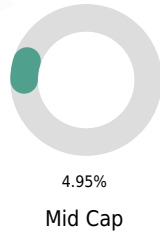
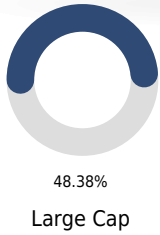
AUM (₹ CR)
680.03

	Investment Approach	Benchmark
1 Month	-0.91%	N/A
3 Month	0.78%	N/A
6 Month	4.73%	N/A
1 Year	12.12%	N/A
3 Year	23.41%	N/A
Since Inception	19.56%	N/A

* Returns are as on @factsheet_date, * Returns over a 1 year period are annualized * Returns are calculated using the Time Weighted Rate of Return (TWRR) method and as provided by the respective AMCs. *ND (No Data) , * NA(Not Applicable) * Returns of the respective Benchmark Indices used are tabulated above. Benchmark(s) given are as per SEBI circular no. SEBI/HO/IMD/IMD-PoD-2/P/CIR/2022/172 dated December 16, 2022 and the APMI circular no. APMI/2022-23/02 dated 23rd March,2023 and Revised Annexure-1

Portfolio Characteristics	
Total Number of Stocks	17
Average Market Cap	351112.35 CR
Portfolio Age	4 Years 2 Months
Sharpe Ratio 1 Yr	0.65
Sharpe Ratio 3 Yr	1.33
Beta 1 Yr	0.69
Beta 3 Yr	0.79
Downcapture Ratio 1 Yr	49.42
Downcapture Ratio 3 Yr	55.80
Upcapture ratio 1 Yr	80.01
Upcapture ratio 3 Yr	104.69
P/B Ratio	3.24
P/E Ratio	24.33

Composition



Fund Manager



Anand Shah



Geetika Gupta



Chockalingam Narayanan

Fee Structure

Fixed Fee	Variable Fee	Exit Load	
AMC 2.50%	AMC No Option	1st Year	2.00%
	Hurdle No Option	2nd Year	0.00%
	Profit Sharing No Option	3rd Year	0.00%



BENCHMARK
S&P BSE 500 Index



INCEPTION
28 May, 2024



INVESTMENT
Nuvama Multi Asset Strategy Return Fund (NARS+)



AUM (₹ CR)
1196.00

	Investment Approach	Benchmark
1 Month	-1.04%	N/A
3 Month	1.10%	N/A
6 Month	4.57%	N/A
1 Year	15.63%	N/A
Since Inception	14.50%	N/A

Portfolio Characteristics	
Portfolio Age	1 Year 8 Months
Sharpe Ratio 1 Yr	1.62
Beta 1 Yr	0.36
Downcapture Ratio 1 Yr	5.13
Upcapture ratio 1 Yr	64.54

* Returns are as on @factsheet_date, * Returns over a 1 year period are annualized * Returns are calculated using the Time Weighted Rate of Return (TWRR) method and as provided by the respective AMCs. *ND (No Data) , * NA(Not Applicable) * Returns of the respective Benchmark Indices used are tabulated above. Benchmark(s) given are as per SEBI circular no. SEBI/HO/IMD/IMD-PoD-2/P/CIR/2022/172 dated December 16, 2022 and the APMI circular no. APMI/2022-23/02 dated 23rd March,2023 and Revised Annexure-1

Fund Manager

Nikhil Ranka

Ajay Vora

Fee Structure

Fixed Fee		Variable Fee		Exit Load	
AMC	1.90%	AMC	1.25%	2nd Year	0%
		Hurdle	364-day T-Bill	3rd Year	0%
		Profit Sharing	15% Profit sharing above 364-day T-Bill		



BENCHMARK
S&P BSE 500 Index



INCEPTION
19 November, 2022



INVESTMENT
Buoyant Opportunities Strategy I



AUM (₹ CR)
1924.47

	Investment Approach	Benchmark
1 Month	-1.18%	N/A
3 Month	0.30%	N/A
6 Month	5.22%	N/A
1 Year	18.80%	N/A
3 Year	22.43%	N/A
Since Inception	21.09%	N/A

* Returns are as on @factsheet_date, * Returns over a 1 year period are annualized * Returns are calculated using the Time Weighted Rate of Return (TWRR) method and as provided by the respective AMCs. *ND (No Data) , * NA(Not Applicable) * Returns of the respective Benchmark Indices used are tabulated above. Benchmark(s) given are as per SEBI circular no. SEBI/HO/IMD/IMD-PoD-2/P/CIR/2022/172 dated December 16, 2022 and the APMI circular no. APMI/2022-23/02 dated 23rd March,2023 and Revised Annexure-1

Portfolio Characteristics	
Total Number of Stocks	36
Average Market Cap	290416.5 CR
Portfolio Age	3 Years 2 Months
Sharpe Ratio 1 Yr	0.93
Sharpe Ratio 3 Yr	1.26
Beta 1 Yr	0.91
Beta 3 Yr	0.86
Downcapture Ratio 1 Yr	58.11
Downcapture Ratio 3 Yr	61.66
Upcapture ratio 1 Yr	112.92
Upcapture ratio 3 Yr	102.90

Composition



41.50%
Large Cap



24.77%
Mid Cap



24.64%
Small Cap



7.04%
Cash Equivalent

Fund Manager



Jigar Mistry

Fee Structure

Fixed Fee		Variable Fee		Exit Load	
AMC	2.00%	AMC	No Option	1st Year	0.00%
		Hurdle	7.00%	2nd Year	0.00%
		Profit Sharing	20% Profit sharing above 7% hurdle	3rd Year	0.00%



BENCHMARK
S&P BSE 200 Index



INCEPTION
1 January, 2020



INVESTMENT
Nippon - The 5 Trillion Dollar Opportunity



AUM (₹ CR)
NA

	Investment Approach	Benchmark
1 Month	-1.26%	-0.22%
3 Month	2.55%	5.62%
6 Month	-0.78%	1.86%
1 Year	5.15%	8.03%
3 Year	17.40%	14.56%
5 Year	17.58%	14.85%
Since Inception	19.63%	14.90%

* Returns are as on @factsheet_date, * Returns over a 1 year period are annualized * Returns are calculated using the Time Weighted Rate of Return (TWRR) method and as provided by the respective AMCs. *ND (No Data) , * NA(Not Applicable) * Returns of the respective Benchmark Indices used are tabulated above. Benchmark(s) given are as per SEBI circular no. SEBI/HO/IMD/IMD-PoD-2/P/CIR/2022/172 dated December 16, 2022 and the APMI circular no. APMI/2022-23/02 dated 23rd March,2023 and Revised Annexure-1

Portfolio Characteristics	
Total Number of Stocks	33
Average Market Cap	338812.72 CR
Portfolio Age	5 Years 11 Months
Sharpe Ratio 1 Yr	-0.12
Sharpe Ratio 3 Yr	0.87
Beta 1 Yr	0.87
Beta 3 Yr	0.97
Downcapture Ratio 1 Yr	95.62
Downcapture Ratio 3 Yr	93.58
Upcapture ratio 1 Yr	73.70
Upcapture ratio 3 Yr	103.72
P/B Ratio	3.92
P/E Ratio	42.08

Composition



44.79%
Large Cap



13.15%
Mid Cap



32.22%
Small Cap



9.84%
Cash Equivalent

Fund Manager



Varun Goel

Fee Structure

Fixed Fee		Variable Fee		Exit Load	
AMC	No Option	AMC	No Option	1st Year	No Option
		Hurdle	No Option	2nd Year	No Option
		Profit Sharing	No Option	3rd Year	No Option



BENCHMARK
S&P BSE 200 Index



INCEPTION
12 July, 2018



INVESTMENT
Nippon - Next Billion



AUM (₹ CR)
NA

	Investment Approach	Benchmark
1 Month	-1.40%	-2.00%
3 Month	-1.00%	-1.50%
6 Month	15.80%	13.00%
1 Year	-2.70%	-5.40%
3 Year	13.50%	13.60%
5 Year	20.50%	19.10%
Since Inception	14.60%	13.00%

Portfolio Characteristics	
Total Number of Stocks	6
Average Market Cap	400 CR
Portfolio Age	7 Years 1 Month

* Returns are as on @factsheet_date, * Returns over a 1 year period are annualized * Returns are calculated using the Time Weighted Rate of Return (TWRR) method and as provided by the respective AMCs. *ND (No Data) , * NA(Not Applicable) * Returns of the respective Benchmark Indices used are tabulated above. Benchmark(s) given are as per SEBI circular no. SEBI/HO/IMD/IMD-PoD-2/P/CIR/2022/172 dated December 16, 2022 and the APMI circular no. APMI/2022-23/02 dated 23rd March,2023 and Revised Annexure-1

Composition



100%

Cash Equivalent

Fund Manager



Varun Goel

Fee Structure

Fixed Fee		Variable Fee		Exit Load	
AMC	NO OPTION	AMC	NO OPTION	1st Year	NO OPTION
		Hurdle	NO OPTION	2nd Year	NO OPTION
		Profit Sharing	NO OPTION	3rd Year	NO OPTION


BENCHMARK
Crisil Equity Savings Index

INCEPTION
12 April, 2019

INVESTMENT
TATA Absolute Return Fund

AUM (₹ CR)
325.00

Investment Approach		Benchmark	Portfolio Characteristics	
1 Month	-1.52%	N/A	Portfolio Age	6 Years 9 Months
3 Month	-0.07%	N/A	Sharpe Ratio 1 Yr	1.07
6 Month	2.12%	N/A	Sharpe Ratio 3 Yr	1.40
1 Year	9.16%	N/A		
3 Year	8.67%	N/A		
5 Year	9.28%	N/A		
Since Inception	8.30%	N/A		

* Returns are as on @factsheet_date, * Returns over a 1 year period are annualized * Returns are calculated using the Time Weighted Rate of Return (TWRR) method and as provided by the respective AMCs. *ND (No Data) , * NA(Not Applicable) * Returns of the respective Benchmark Indices used are tabulated above. Benchmark(s) given are as per SEBI circular no. SEBI/HO/IMD/IMD-PoD-2/P/CIR/2022/172 dated December 16, 2022 and the APMI circular no. APMI/2022-23/02 dated 23rd March,2023 and Revised Annexure-1

Fund Manager

Harsh Agarwal
Fee Structure

Fixed Fee		Variable Fee		Exit Load	
AMC	No Option	AMC	No Option	1st Year	No Option
		Hurdle	No Option	2nd Year	No Option
		Profit Sharing	No Option	3rd Year	No Option


BENCHMARK
S&P BSE 500 Total Return Index

INCEPTION
1 April, 2022

INVESTMENT
Estee - Enhanced Alpha Fund

AUM (₹ CR)
18.74

	Investment Approach	Benchmark
1 Month	-1.52%	-2.03%
3 Month	-5.90%	-7.76%
6 Month	-4.49%	-2.56%
Since Inception	-7.26%	-0.92%

* Returns are as on @factsheet_date, * Returns over a 1 year period are annualized * Returns are calculated using the Time Weighted Rate of Return (TWRR) method and as provided by the respective AMCs. *ND (No Data) , * NA(Not Applicable) * Returns of the respective Benchmark Indices used are tabulated above. Benchmark(s) given are as per SEBI circular no. SEBI/HO/IMD/IMD-PoD-2/P/CIR/2022/172 dated December 16, 2022 and the APMI circular no. APMI/2022-23/02 dated 23rd March,2023 and Revised Annexure-1

Portfolio Characteristics	
Portfolio Age	10 Months
Sharpe Ratio 1 Yr	-0.77
Beta 1 Yr	0.66
P/B Ratio	0.00
P/E Ratio	0.00

Fund Manager

Estee Advisors Private Limited
Fee Structure

Fixed Fee		Variable Fee	
AMC	NA	AMC	NA
		Hurdle	NA
		Profit Sharing	NA



BENCHMARK
S&P BSE 200 Total Return Index



INCEPTION
16 August, 2017



INVESTMENT
DSP India Enhanced Equity SatCore
Fund



AUM (₹ CR)
NA

Investment Approach		Benchmark	Portfolio Characteristics	
1 Month	-1.63%	N/A	Portfolio Age	8 Years 5 Months
3 Month	-2.15%	N/A		
6 Month	-0.84%	N/A		
1 Year	3.29%	N/A		
3 Year	12.83%	N/A		
5 Year	9.69%	N/A		
Since Inception	9.37%	N/A		

* Returns are as on @factsheet_date, * Returns over a 1 year period are annualized * Returns are calculated using the Time Weighted Rate of Return (TWRR) method and as provided by the respective AMCs. *ND (No Data) , * NA(Not Applicable) * Returns of the respective Benchmark Indices used are tabulated above. Benchmark(s) given are as per SEBI circular no. SEBI/HO/IMD/IMD-PoD-2/P/CIR/2022/172 dated December 16, 2022 and the APMI circular no. APMI/2022-23/02 dated 23rd March,2023 and Revised Annexure-1

Fund Manager



Gaurav Pant

Suryanarayanan Manian

Fee Structure

Fixed Fee		Variable Fee		Exit Load	
AMC	No option	AMC	No option	1st Year	No Option
		Hurdle	No option	2nd Year	No Option
				3rd Year	No Option

BENCHMARK
NIFTY 50 Index

INCEPTION
11 April, 2018

INVESTMENT
ITI - Long Short Equity Fund

AUM (₹ CR)
NA

	Investment Approach	Benchmark
1 Month	-1.64%	-3.10%
3 Month	-1.53%	-1.56%
6 Month	2.46%	2.23%
1 Year	7.70%	7.71%
3 Year	15.33%	12.75%
5 Year	13.12%	13.18%
Since Inception	13.72%	11.85%

Portfolio Characteristics	
Portfolio Age	7 Years 9 Months
Sharpe Ratio 1 Yr	0.33
Sharpe Ratio 3 Yr	1.16
Beta 1 Yr	0.53
Beta 3 Yr	0.63
Downcapture Ratio 1 Yr	39.60
Downcapture Ratio 3 Yr	38.00
Upcapture ratio 1 Yr	57.52
Upcapture ratio 3 Yr	78.02

* Returns are as on @factsheet_date, * Returns over a 1 year period are annualized * Returns are calculated using the Time Weighted Rate of Return (TWRR) method and as provided by the respective AMCs. *ND (No Data) , * NA(Not Applicable) * Returns of the respective Benchmark Indices used are tabulated above. Benchmark(s) given are as per SEBI circular no. SEBI/HO/IMD/IMD-PoD-2/P/CIR/2022/172 dated December 16, 2022 and the APMI circular no. APMI/2022-23/02 dated 23rd March,2023 and Revised Annexure-1

Fund Manager



Rajesh Bhatia

Fee Structure

Fixed Fee		Variable Fee		Exit Load	
AMC	No Option	AMC	No Option	1st Year	No Option
		Hurdle	No Option	2nd Year	No Option
		Profit Sharing	No Option	3rd Year	No Option



BENCHMARK
S&P BSE 500 - TRI



INCEPTION
6 September, 2024



INVESTMENT
SageOne - Flagship Growth OE Fund



AUM (₹ CR)
1168.00

	Investment Approach	Benchmark
1 Month	-1.70%	N/A
3 Month	-0.90%	N/A
6 Month	5.70%	N/A
1 Year	19.60%	N/A
Since Inception	5.30%	N/A

Portfolio Characteristics	
Total Number of Stocks	45
Average Market Cap	6100 CR
Portfolio Age	1 Year 4 Months
Sharpe Ratio 1 Yr	0.74
P/E Ratio	32.90

* Returns are as on @factsheet_date, * Returns over a 1 year period are annualized * Returns are calculated using the Time Weighted Rate of Return (TWRR) method and as provided by the respective AMCs. *ND (No Data) , * NA(Not Applicable) * Returns of the respective Benchmark Indices used are tabulated above. Benchmark(s) given are as per SEBI circular no. SEBI/HO/IMD/IMD-PoD-2/P/CIR/2022/172 dated December 16, 2022 and the APMI circular no. APMI/2022-23/02 dated 23rd March,2023 and Revised Annexure-1

Composition



Fund Manager



Samit Vartak

Fee Structure

Exit Load	
1st Year	3.00%
2nd Year	2.00%
3rd Year	1.00%



BENCHMARK
NIFTY 50 Index



INCEPTION
1 November, 2018



INVESTMENT
Aventus Enhanced Return Fund Series
- II



AUM (₹ CR)
330.38

	Investment Approach	Benchmark
1 Month	-1.89%	-2.02%
3 Month	-8.76%	-8.25%
6 Month	0.41%	-1.08%
1 Year	6.27%	9.88%
3 Year	14.15%	12.10%
5 Year	N/A	15.57%
Since Inception	17.15%	N/A

* Returns are as on @factsheet_date, * Returns over a 1 year period are annualized * Returns are calculated using the Time Weighted Rate of Return (TWRR) method and as provided by the respective AMCs. *ND (No Data) , * NA(Not Applicable) * Returns of the respective Benchmark Indices used are tabulated above. Benchmark(s) given are as per SEBI circular no. SEBI/HO/IMD/IMD-PoD-2/P/CIR/2022/172 dated December 16, 2022 and the APMI circular no. APMI/2022-23/02 dated 23rd March,2023 and Revised Annexure-1

Portfolio Characteristics	
Total Number of Stocks	26
Average Market Cap	373628.47 CR
Portfolio Age	6 Years 1 Month
Sharpe Ratio 1 Yr	0.11
Sharpe Ratio 3 Yr	0.38
Beta 1 Yr	1.10
Beta 3 Yr	1.16
Downcapture Ratio 1 Yr	105.76
Downcapture Ratio 3 Yr	118.48
Upcapture ratio 1 Yr	92.29
Upcapture ratio 3 Yr	111.87
P/B Ratio	4.56
P/E Ratio	33.66

Composition



51.29%
Large Cap



13.91%
Mid Cap



13.56%
Small Cap



14.99%
Cash Equivalent

Fund Manager

Abhay Lajawala



Vaibhav Sanghavi

Fee Structure

Fixed Fee		Variable Fee		Exit Load	
AMC	No Option	AMC	No Option	2nd Year	0%
		Hurdle	No Option	3rd Year	0%
		Profit Sharing	No Option		


BENCHMARK
NIFTY 50 Index


INCEPTION
14 September, 2015


INVESTMENT
Vasisth - Relative Value Fund

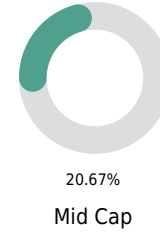
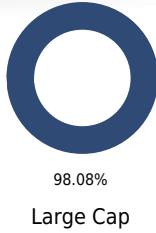

AUM (₹ CR)
33.00

	Investment Approach	Benchmark
1 Month	-1.92%	N/A
3 Month	-6.97%	N/A
6 Month	1.52%	N/A
1 Year	5.91%	N/A
3 Year	7.29%	N/A
5 Year	9.69%	N/A
Since Inception	11.08%	N/A

* Returns are as on @factsheet_date, * Returns over a 1 year period are annualized * Returns are calculated using the Time Weighted Rate of Return (TWRR) method and as provided by the respective AMCs. *ND (No Data) , * NA(Not Applicable) * Returns of the respective Benchmark Indices used are tabulated above. Benchmark(s) given are as per SEBI circular no. SEBI/HO/IMD/IMD-PoD-2/P/CIR/2022/172 dated December 16, 2022 and the APMI circular no. APMI/2022-23/02 dated 23rd March,2023 and Revised Annexure-1

Portfolio Characteristics	
Total Number of Stocks	51
Average Market Cap	436087.18 CR
Portfolio Age	9 Years 2 Months
Sharpe Ratio 1 Yr	-0.07
Sharpe Ratio 3 Yr	0.07
Beta 1 Yr	0.73
Beta 3 Yr	0.32
Downcapture Ratio 1 Yr	153.80
Downcapture Ratio 3 Yr	21.54
Upcapture ratio 1 Yr	59.57
Upcapture ratio 3 Yr	38.79
P/B Ratio	2.53
P/E Ratio	16.76

Composition



Fund Manager

Ramesh S Callore

Fee Structure

Fixed Fee		Variable Fee		Exit Load	
AMC	2.36%	AMC	NIL	2nd Year	0%
		Hurdle	8.00%	3rd Year	0%
		Profit Sharing	20% Profit Sharing over 8% Hurdle		


BENCHMARK
 S&P BSE 200 Index

INCEPTION
 17 November, 2023

INVESTMENT
 ICICI Prudential Alpha Opportunities
 Fund AIF

AUM (₹ CR)
 1231.27

	Investment Approach	Benchmark
1 Month	-1.94%	N/A
3 Month	-0.80%	N/A
6 Month	4.30%	N/A
1 Year	14.82%	N/A
Since Inception	19.84%	N/A

Portfolio Characteristics	
Total Number of Stocks	34
Average Market Cap	398922.51 CR
Portfolio Age	2 Years 2 Months
Sharpe Ratio 1 Yr	0.69
Beta 1 Yr	0.93
Downcapture Ratio 1 Yr	69.63
Upcapture ratio 1 Yr	103.82

* Returns are as on @factsheet_date, * Returns over a 1 year period are annualized * Returns are calculated using the Time Weighted Rate of Return (TWRR) method and as provided by the respective AMCs. *ND (No Data) , * NA(Not Applicable) * Returns of the respective Benchmark Indices used are tabulated above. Benchmark(s) given are as per SEBI circular no. SEBI/HO/IMD/IMD-PoD-2/P/CIR/2022/172 dated December 16, 2022 and the APMI circular no. APMI/2022-23/02 dated 23rd March,2023 and Revised Annexure-1

Composition

 65.46%
 Large Cap

 13.79%
 Mid Cap

 12.41%
 Small Cap

 8.34%
 Cash Equivalent

Fund Manager

Anand Shah

Chockalingam Narayanan

Geetika Gupta
Sandip Santdasani
Fee Structure

Fixed Fee		Variable Fee		Exit Load	
AMC	2.25%	AMC	1.50%	1st Year	2.00%
		Hurdle	No option	2nd Year	0.00%
				3rd Year	0.00%


BENCHMARK
 NIFTY 500 Total Return Index

INCEPTION
 14 June, 2018

INVESTMENT
 Edelweiss - Catalyst Opportunities
 Fund

AUM (₹ CR)
 44.60

	Investment Approach	Benchmark
1 Month	-2.02%	N/A
3 Month	-3.23%	N/A
6 Month	-2.31%	N/A
1 Year	5.14%	N/A
3 Year	8.51%	N/A
5 Year	9.65%	N/A

* Returns are as on @factsheet_date, * Returns over a 1 year period are annualized * Returns are calculated using the Time Weighted Rate of Return (TWRR) method and as provided by the respective AMCs. *ND (No Data) , * NA(Not Applicable) * Returns of the respective Benchmark Indices used are tabulated above. Benchmark(s) given are as per SEBI circular no. SEBI/HO/IMD/IMD-PoD-2/P/CIR/2022/172 dated December 16, 2022 and the APMI circular no. APMI/2022-23/02 dated 23rd March,2023 and Revised Annexure-1

Portfolio Characteristics	
Portfolio Age	7 Years 7 Months
Sharpe Ratio 1 Yr	0.04
Sharpe Ratio 3 Yr	0.35
Beta 1 Yr	0.84
Beta 3 Yr	0.84
Downcapture Ratio 1 Yr	90.91
Downcapture Ratio 3 Yr	88.36
Upcapture ratio 1 Yr	82.46
Upcapture ratio 3 Yr	70.90

Fund Manager

Mr. Gautam Berry

Mr. Vivek Sharma
Fee Structure

Fixed Fee		Variable Fee		Exit Load	
AMC	NO OPTION	AMC	NO OPTION	1st Year	NO OPTION
		Hurdle	NO OPTION	2nd Year	NO OPTION
		Profit Sharing	NO OPTION	3rd Year	NO OPTION


BENCHMARK
Nifty 200


INCEPTION
2 April, 2024


INVESTMENT
Ashmore India Equity Fund

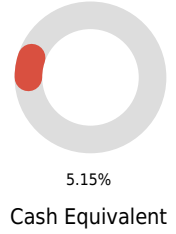
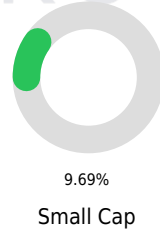
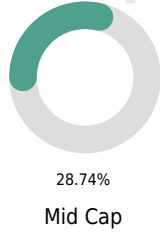
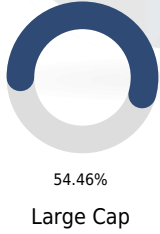

AUM (₹ CR)
NA

	Investment Approach	Benchmark
1 Month	-2.08%	N/A
3 Month	0.91%	N/A
6 Month	4.06%	N/A
1 Year	11.20%	N/A
Since Inception	21.03%	N/A

Portfolio Characteristics	
Total Number of Stocks	32
Average Market Cap	401145.17 CR
Portfolio Age	1 Year 9 Months
Sharpe Ratio 1 Yr	0.45
P/B Ratio	4.88
P/E Ratio	33.54

* Returns are as on @factsheet_date, * Returns over a 1 year period are annualized * Returns are calculated using the Time Weighted Rate of Return (TWRR) method and as provided by the respective AMCs. *ND (No Data) , * NA(Not Applicable) * Returns of the respective Benchmark Indices used are tabulated above. Benchmark(s) given are as per SEBI circular no. SEBI/HO/IMD/IMD-PoD-2/P/CIR/2022/172 dated December 16, 2022 and the APMI circular no. APMI/2022-23/02 dated 23rd March,2023 and Revised Annexure-1

Composition



Fund Manager



Rashi Talwar Bhatia



Arpit Kapoor

Fee Structure

Exit Load	
1st Year	1%
2nd Year	Nil
3rd Year	Nil


BENCHMARK
 NIFTY 50 Index

INCEPTION
 16 March, 2020

INVESTMENT
 TATA Equity Plus Absolute Returns
 Fund

AUM (₹ CR)
 1502.06

Investment Approach		Benchmark	Portfolio Characteristics	
1 Month	-2.14%	N/A	Portfolio Age	5 Years 10 Months
3 Month	-0.91%	N/A	Sharpe Ratio 1 Yr	0.18
6 Month	1.13%	N/A	Sharpe Ratio 3 Yr	1.14
1 Year	6.46%	N/A	Beta 1 Yr	0.30
3 Year	9.67%	N/A	Beta 3 Yr	0.22
5 Year	12.70%	N/A	Downcapture Ratio 1 Yr	21.56
Since Inception	16.14%	N/A	Downcapture Ratio 3 Yr	7.50
			Upcapture ratio 1 Yr	40.86
			Upcapture ratio 3 Yr	43.30

* Returns are as on @factsheet_date, * Returns over a 1 year period are annualized * Returns are calculated using the Time Weighted Rate of Return (TWRR) method and as provided by the respective AMCs. *ND (No Data) , * NA(Not Applicable) * Returns of the respective Benchmark Indices used are tabulated above. Benchmark(s) given are as per SEBI circular no. SEBI/HO/IMD/IMD-PoD-2/P/CIR/2022/172 dated December 16, 2022 and the APMI circular no. APMI/2022-23/02 dated 23rd March,2023 and Revised Annexure-1

Fund Manager

Harsh Agarwal
Fee Structure

Fixed Fee		Variable Fee		Exit Load	
AMC	No Option	AMC	No Option	1st Year	No Option
		Hurdle	No Option	2nd Year	No Option
		Profit Sharing	No Option	3rd Year	No Option



BENCHMARK
S&P BSE 400 MIDSMLLAP INDEX



INCEPTION
3 October, 2021



INVESTMENT
Alchemy Emerging Leaders of
Tomorrow Series 2



AUM (₹ CR)
287.69

	Investment Approach	Benchmark	Portfolio Characteristics	
1 Month	-2.17%	N/A	Total Number of Stocks	30
3 Month	-7.35%	N/A	Average Market Cap	43236.59 CR
6 Month	-3.62%	N/A	Portfolio Age	4 Years 3 Months
1 Year	5.69%	N/A	Sharpe Ratio 1 Yr	0.10
Since Inception	21.81%	N/A	Sharpe Ratio 3 Yr	0.89

* Returns are as on @factsheet_date, * Returns over a 1 year period are annualized * Returns are calculated using the Time Weighted Rate of Return (TWRR) method and as provided by the respective AMCs. *ND (No Data) , * NA(Not Applicable) * Returns of the respective Benchmark Indices used are tabulated above. Benchmark(s) given are as per SEBI circular no. SEBI/HO/IMD/IMD-PoD-2/P/CIR/2022/172 dated December 16, 2022 and the APMI circular no. APMI/2022-23/02 dated 23rd March,2023 and Revised Annexure-1

Composition



Fund Manager



Mythili Balakrishnan



Mr. Hiren Ved

Fee Structure

Fixed Fee		Variable Fee		Exit Load	
AMC	No option	AMC	No option	1st Year	0.00%
		Hurdle	No option	2nd Year	0.00%
				3rd Year	0.00%


BENCHMARK
S&P BSE 500 Index


INCEPTION
5 October, 2023


INVESTMENT
Axis Newgen India Fund - I


AUM (₹ CR)
45.00

	Investment Approach	Benchmark
1 Month	-2.31%	N/A
3 Month	-4.99%	N/A
6 Month	-4.33%	N/A
1 Year	-0.80%	N/A
Since Inception	11.00%	N/A

Portfolio Characteristics	
Portfolio Age	2 Years 3 Months
Sharpe Ratio 1 Yr	-0.32
Beta 1 Yr	1.05
Downcapture Ratio 1 Yr	134.92
Upcapture ratio 1 Yr	89.81

* Returns are as on @factsheet_date, * Returns over a 1 year period are annualized * Returns are calculated using the Time Weighted Rate of Return (TWRR) method and as provided by the respective AMCs. *ND (No Data) , * NA(Not Applicable) * Returns of the respective Benchmark Indices used are tabulated above. Benchmark(s) given are as per SEBI circular no. SEBI/HO/IMD/IMD-PoD-2/P/CIR/2022/172 dated December 16, 2022 and the APMI circular no. APMI/2022-23/02 dated 23rd March,2023 and Revised Annexure-1

Composition



24.50%
Large Cap



14.70%
Mid Cap



58.70%
Small Cap



2.10%
Cash Equivalent

Fund Manager



Hitesh Zaveri

Fee Structure

Fixed Fee		Variable Fee		Exit Load	
AMC	2.50%	AMC	No Option	1st Year	0.00%
		Hurdle	No Option	2nd Year	0.00%
		Profit Sharing	No Option	3rd Year	0.00%

BENCHMARK

INCEPTION
8 February, 2024

INVESTMENT
YES Wealth Maximiser AIF

AUM (₹ CR)
NA

	Investment Approach	Benchmark
1 Month	-2.35%	N/A
3 Month	-2.82%	N/A
6 Month	-0.17%	N/A
1 Year	8.71%	N/A
Since Inception	16.00%	N/A

Portfolio Characteristics	
Portfolio Age	1 Year 11 Months
Sharpe Ratio 1 Yr	0.14

* Returns are as on @factsheet_date, * Returns over a 1 year period are annualized * Returns are calculated using the Time Weighted Rate of Return (TWRR) method and as provided by the respective AMCs. *ND (No Data) , * NA(Not Applicable) * Returns of the respective Benchmark Indices used are tabulated above. Benchmark(s) given are as per SEBI circular no. SEBI/HO/IMD/IMD-PoD-2/P/CIR/2022/172 dated December 16, 2022 and the APMI circular no. APMI/2022-23/02 dated 23rd March,2023 and Revised Annexure-1

Composition



Fund Manager

Vidhi Raval

Nitish Pandey

Fee Structure

Fixed Fee		Variable Fee		Exit Load	
AMC	No Option	AMC	No Option	1st Year	3.00%
		Hurdle	No Option	2nd Year	2.00%
		Profit Sharing	No Option	3rd Year	1.00%



BENCHMARK
S&P BSE 200 Index



INCEPTION
1 July, 2024



INVESTMENT
WHITESPACE FUND 3 - HYBRID PLUS



AUM (₹ CR)
NA

	Investment Approach	Benchmark
1 Month	-2.38%	N/A
3 Month	-0.03%	N/A
6 Month	5.24%	N/A
1 Year	12.51%	N/A
Since Inception	7.05%	N/A

Portfolio Characteristics	
Portfolio Age	1 Year 6 Months
Sharpe Ratio 1 Yr	1.02
Beta 1 Yr	0.54
Downcapture Ratio 1 Yr	39.32
Upcapture ratio 1 Yr	82.43

* Returns are as on @factsheet_date, * Returns over a 1 year period are annualized * Returns are calculated using the Time Weighted Rate of Return (TWRR) method and as provided by the respective AMCs. *ND (No Data) , * NA(Not Applicable) * Returns of the respective Benchmark Indices used are tabulated above. Benchmark(s) given are as per SEBI circular no. SEBI/HO/IMD/IMD-PoD-2/P/CIR/2022/172 dated December 16, 2022 and the APMI circular no. APMI/2022-23/02 dated 23rd March,2023 and Revised Annexure-1

Composition



50%

Large Cap

Fund Manager



Puneet Sharma

Fee Structure

Fixed Fee		Variable Fee		Exit Load	
AMC	2.00%	AMC	No Option	1st Year	0.00%
		Hurdle	20.00%	2nd Year	0.00%
		Profit Sharing	40% Profit sharing upto 20% hurdle	3rd Year	0.00%


BENCHMARK
S&P BSE 200 Index


INCEPTION
23 February, 2022


INVESTMENT
NIEO 7 (Reimagine India Opportunity)


AUM (₹ CR)
NA

	Investment Approach	Benchmark
1 Month	-2.40%	N/A
3 Month	-2.70%	N/A
6 Month	-1.30%	N/A
1 Year	5.20%	N/A
3 Year	20.00%	N/A
Since Inception	16.20%	N/A

* Returns are as on @factsheet_date, * Returns over a 1 year period are annualized * Returns are calculated using the Time Weighted Rate of Return (TWRR) method and as provided by the respective AMCs. *ND (No Data) , * NA(Not Applicable) * Returns of the respective Benchmark Indices used are tabulated above. Benchmark(s) given are as per SEBI circular no. SEBI/HO/IMD/IMD-PoD-2/P/CIR/2022/172 dated December 16, 2022 and the APMI circular no. APMI/2022-23/02 dated 23rd March,2023 and Revised Annexure-1

Portfolio Characteristics	
Total Number of Stocks	40
Average Market Cap	269104.52 CR
Portfolio Age	3 Years 11 Months
Sharpe Ratio 1 Yr	-0.05
Beta 1 Yr	0.93
Downcapture Ratio 1 Yr	88.27
Upcapture ratio 1 Yr	74.83
P/B Ratio	4.06
P/E Ratio	35.71

Composition



52.40%
Large Cap



11.18%
Mid Cap



26.40%
Small Cap



10.02%
Cash Equivalent

Fund Manager
RAHUL VEERA

Fee Structure

Fixed Fee		Variable Fee		Exit Load	
AMC	NO OPTION	AMC	NO OPTION	1st Year	NO OPTION
		Hurdle	NO OPTION	2nd Year	NO OPTION
		Profit Sharing	No option	3rd Year	No Option



BENCHMARK
S&P BSE 500 Total Return Index



INCEPTION
12 September, 2023



INVESTMENT
ABSL India Special Opportunities Fund
(Class-A1)



AUM (₹ CR)
NA

	Investment Approach	Benchmark
1 Month	-2.43%	N/A
3 Month	-1.66%	N/A
6 Month	-0.65%	N/A
1 Year	-0.05%	N/A
Since Inception	9.16%	N/A

* Returns are as on @factsheet_date, * Returns over a 1 year period are annualized * Returns are calculated using the Time Weighted Rate of Return (TWRR) method and as provided by the respective AMCs. *ND (No Data) , * NA(Not Applicable) * Returns of the respective Benchmark Indices used are tabulated above. Benchmark(s) given are as per SEBI circular no. SEBI/HO/IMD/IMD-PoD-2/P/CIR/2022/172 dated December 16, 2022 and the APMI circular no. APMI/2022-23/02 dated 23rd March,2023 and Revised Annexure-1

Portfolio Characteristics	
Total Number of Stocks	40
Average Market Cap	253543.1 CR
Portfolio Age	2 Years 4 Months
Sharpe Ratio 1 Yr	-0.27
Beta 1 Yr	1.10
Downcapture Ratio 1 Yr	128.19
Upcapture ratio 1 Yr	88.46
P/B Ratio	4.30
P/E Ratio	28.47

Composition



54.66%
Large Cap



22.25%
Mid Cap



17.46%
Small Cap



5.64%
Cash Equivalent

Fund Manager



Amit Kansal

Fee Structure

Exit Load	
1st Year	3.00%
2nd Year	2.00%
3rd Year	1.00%

BENCHMARK
NIFTY 50 Index

INCEPTION
31 March, 2024

INVESTMENT
Altacura - AI Maximus Fund

AUM (₹ CR)
NA

	Investment Approach	Benchmark	Portfolio Characteristics	
1 Month	-2.45%	N/A	Portfolio Age	1 Year 10 Months
3 Month	0.31%	N/A	Sharpe Ratio 1 Yr	0.63
6 Month	6.54%	N/A	Beta 1 Yr	0.87
1 Year	12.76%	N/A	Downcapture Ratio 1 Yr	74.15
Since Inception	12.81%	N/A	Upcapture ratio 1 Yr	99.85

* Returns are as on @factsheet_date, * Returns over a 1 year period are annualized * Returns are calculated using the Time Weighted Rate of Return (TWRR) method and as provided by the respective AMCs. *ND (No Data) , * NA(Not Applicable) * Returns of the respective Benchmark Indices used are tabulated above. Benchmark(s) given are as per SEBI circular no. SEBI/HO/IMD/IMD-PoD-2/P/CIR/2022/172 dated December 16, 2022 and the APMI circular no. APMI/2022-23/02 dated 23rd March,2023 and Revised Annexure-1

Composition



100%

Large Cap

Fund Manager



Fee Structure

Fixed Fee		Variable Fee		Exit Load	
AMC	No Option	AMC	No Option	1st Year	0.00%
		Hurdle	No Option	2nd Year	0.00%
		Profit Sharing	No Option	3rd Year	0.00%



BENCHMARK
S&P BSE 500 Total Return Index



INCEPTION
11 July, 2024



INVESTMENT
Emkay - Capital Builder Fund



AUM (₹ CR)
NA

	Investment Approach	Benchmark
1 Month	-2.53%	N/A
3 Month	-0.34%	N/A
6 Month	3.59%	N/A
1 Year	13.09%	N/A
Since Inception	8.20%	N/A

Portfolio Characteristics	
Average Market Cap	329711.43 CR
Portfolio Age	1 Year 6 Months
Sharpe Ratio 1 Yr	0.91

* Returns are as on @factsheet_date, * Returns over a 1 year period are annualized * Returns are calculated using the Time Weighted Rate of Return (TWRR) method and as provided by the respective AMCs. *ND (No Data) , * NA(Not Applicable) * Returns of the respective Benchmark Indices used are tabulated above. Benchmark(s) given are as per SEBI circular no. SEBI/HO/IMD/IMD-PoD-2/P/CIR/2022/172 dated December 16, 2022 and the APMI circular no. APMI/2022-23/02 dated 23rd March,2023 and Revised Annexure-1

Composition



65.31%
Large Cap



23.29%
Mid Cap



12.73%
Small Cap



-1.33%
Cash Equivalent

Fund Manager



Sachin Shah

Fee Structure

Exit Load	
1st Year	No Option
2nd Year	No Option
3rd Year	No Option



BENCHMARK
S&P BSE 200 Index



INCEPTION
7 November, 2023



INVESTMENT
Abakkus Diversified Alpha Fund - 2



AUM (₹ CR)
2224.27

	Investment Approach	Benchmark
1 Month	-2.57%	N/A
3 Month	-0.60%	N/A
6 Month	3.89%	N/A
1 Year	12.45%	N/A
Since Inception	16.46%	N/A

Portfolio Characteristics	
Total Number of Stocks	35
Average Market Cap	253804.94 CR
Portfolio Age	2 Years 2 Months
Sharpe Ratio 1 Yr	0.43

* Returns are as on @factsheet_date, * Returns over a 1 year period are annualized * Returns are calculated using the Time Weighted Rate of Return (TWRR) method and as provided by the respective AMCs. *ND (No Data) , * NA(Not Applicable) * Returns of the respective Benchmark Indices used are tabulated above. Benchmark(s) given are as per SEBI circular no. SEBI/HO/IMD/IMD-PoD-2/P/CIR/2022/172 dated December 16, 2022 and the APMI circular no. APMI/2022-23/02 dated 23rd March,2023 and Revised Annexure-1

Composition



45.62%
Large Cap



19.42%
Mid Cap



31.70%
Small Cap



3.26%
Cash Equivalent

Fund Manager



Sunil Singhania



Hitesh Arora

Aman Chowhan

Fee Structure

Exit Load	
1st Year	No Option
2nd Year	No Option
3rd Year	No Option



BENCHMARK
NIFTY 50 Total Return Index



INCEPTION
20 May, 2022



INVESTMENT
SOHUM INDIA OPPORTUNITIES FUND



AUM (₹ CR)
596.00

	Investment Approach	Benchmark
1 Month	-2.58%	N/A
3 Month	0.13%	N/A
6 Month	4.49%	N/A
1 Year	14.32%	N/A
3 Year	20.89%	N/A
Since Inception	19.82%	N/A

* Returns are as on @factsheet_date, * Returns over a 1 year period are annualized * Returns are calculated using the Time Weighted Rate of Return (TWRR) method and as provided by the respective AMCs. *ND (No Data) , * NA(Not Applicable) * Returns of the respective Benchmark Indices used are tabulated above. Benchmark(s) given are as per SEBI circular no. SEBI/HO/IMD/IMD-PoD-2/P/CIR/2022/172 dated December 16, 2022 and the APMI circular no. APMI/2022-23/02 dated 23rd March,2023 and Revised Annexure-1

Portfolio Characteristics	
Total Number of Stocks	33
Average Market Cap	423500 CR
Portfolio Age	3 Years 8 Months
Sharpe Ratio 1 Yr	0.66
Sharpe Ratio 3 Yr	1.18
Beta 1 Yr	1.01
Beta 3 Yr	0.96
Downcapture Ratio 1 Yr	96.62
Downcapture Ratio 3 Yr	103.22
Upcapture ratio 1 Yr	118.92
Upcapture ratio 3 Yr	126.75
P/B Ratio	3.08
P/E Ratio	27.65

Composition



73.40%
Large Cap



8%
Mid Cap



13.80%
Small Cap



4.84%
Cash Equivalent

Fund Manager



Mr SANJAY PAREKH

Fee Structure

Fixed Fee		Variable Fee		Exit Load	
AMC	No Option	AMC	No Option	1st Year	No Option
		Hurdle	No Option	2nd Year	1.00%
		Profit Sharing	No Option	3rd Year	0.00%



BENCHMARK
S&P BSE India Infrastructure Total
Return Index



INCEPTION
28 June, 2024



INVESTMENT
DSP Bharat Nirman Fund



AUM (₹ CR)
NA

	Investment Approach	Benchmark	Portfolio Characteristics	
1 Month	-2.72%	N/A	Portfolio Age	1 Year 7 Months
3 Month	-0.29%	N/A		
6 Month	3.22%	N/A		
1 Year	9.09%	N/A		
Since Inception	-0.73%	N/A		

* Returns are as on @factsheet_date, * Returns over a 1 year period are annualized * Returns are calculated using the Time Weighted Rate of Return (TWRR) method and as provided by the respective AMCs. *ND (No Data) , * NA(Not Applicable) * Returns of the respective Benchmark Indices used are tabulated above. Benchmark(s) given are as per SEBI circular no. SEBI/HO/IMD/IMD-PoD-2/P/CIR/2022/172 dated December 16, 2022 and the APMI circular no. APMI/2022-23/02 dated 23rd March,2023 and Revised Annexure-1

Fund Manager



Natraj Sankaranarayan

Fee Structure

Fixed Fee		Variable Fee		Exit Load	
AMC	No option	AMC	No option	1st Year	No Option
		Hurdle	No option	2nd Year	No Option
				3rd Year	No Option


BENCHMARK
NIFTY 500 Index


INCEPTION
25 February, 2025


INVESTMENT
Nippon - (R.I.S.E)

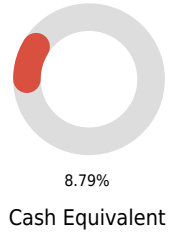
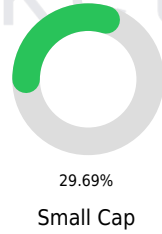
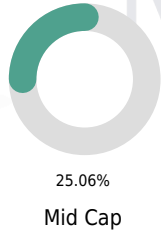
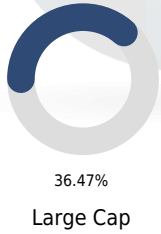

AUM (₹ CR)
NA

	Investment Approach	Benchmark
1 Month	-2.80%	N/A
3 Month	-3.60%	N/A
6 Month	-0.30%	N/A
Since Inception	7.60%	N/A

* Returns are as on @factsheet_date, * Returns over a 1 year period are annualized * Returns are calculated using the Time Weighted Rate of Return (TWRR) method and as provided by the respective AMCs. *ND (No Data) , * NA(Not Applicable) * Returns of the respective Benchmark Indices used are tabulated above. Benchmark(s) given are as per SEBI circular no. SEBI/HO/IMD/IMD-PoD-2/P/CIR/2022/172 dated December 16, 2022 and the APMI circular no. APMI/2022-23/02 dated 23rd March,2023 and Revised Annexure-1

Portfolio Characteristics	
Total Number of Stocks	39
Average Market Cap	211275.09 CR
Portfolio Age	11 Months
P/B Ratio	3.68
P/E Ratio	36.15

Composition



Fund Manager
RAHUL VEERA

Fee Structure

Exit Load	
1st Year	0.00%
2nd Year	0.00%
3rd Year	0.00%



BENCHMARK
S&P BSE 200 Index



INCEPTION
11 November, 2021



INVESTMENT
Abakkus Growth Fund - 2



AUM (₹ CR)
2583.70

	Investment Approach	Benchmark
1 Month	-2.81%	N/A
3 Month	-1.32%	N/A
6 Month	3.02%	N/A
1 Year	6.11%	N/A
3 Year	17.00%	N/A
Since Inception	15.89%	N/A

* Returns are as on @factsheet_date, * Returns over a 1 year period are annualized * Returns are calculated using the Time Weighted Rate of Return (TWRR) method and as provided by the respective AMCs. *ND (No Data) , * NA(Not Applicable) * Returns of the respective Benchmark Indices used are tabulated above. Benchmark(s) given are as per SEBI circular no. SEBI/HO/IMD/IMD-PoD-2/P/CIR/2022/172 dated December 16, 2022 and the APMI circular no. APMI/2022-23/02 dated 23rd March,2023 and Revised Annexure-1

Portfolio Characteristics	
Total Number of Stocks	30
Average Market Cap	279889.05 CR
Portfolio Age	4 Years 2 Months
Sharpe Ratio 1 Yr	-0.22
Sharpe Ratio 3 Yr	0.76
Beta 1 Yr	0.96
Beta 3 Yr	1.01
Downcapture Ratio 1 Yr	112.06
Downcapture Ratio 3 Yr	102.95
Upcapture ratio 1 Yr	79.28
Upcapture ratio 3 Yr	103.95

Composition



45.87%
Large Cap



25.66%
Mid Cap



24.42%
Small Cap



4.05%
Cash Equivalent

Fund Manager



Sunil Singhania



Hitesh Arora

Aman Chowhan

Fee Structure

Exit Load	
1st Year	No Option
2nd Year	No Option
3rd Year	No Option


BENCHMARK
NIFTY 50 Index


INCEPTION
2 June, 2025


INVESTMENT
Samarth Emerging Fund


AUM (₹ CR)
92.00

	Investment Approach	Benchmark
1 Month	-2.83%	-0.28%
3 Month	1.43%	6.17%
6 Month	-1.52%	2.40%
1 Year	N/A	10.51%
3 Year	N/A	13.00%
5 Year	N/A	13.32%
Since Inception	4.45%	N/A

Portfolio Characteristics	
Portfolio Age	6 Months

* Returns are as on @factsheet_date, * Returns over a 1 year period are annualized * Returns are calculated using the Time Weighted Rate of Return (TWRR) method and as provided by the respective AMCs. *ND (No Data) , * NA(Not Applicable) * Returns of the respective Benchmark Indices used are tabulated above. Benchmark(s) given are as per SEBI circular no. SEBI/HO/IMD/IMD-PoD-2/P/CIR/2022/172 dated December 16, 2022 and the APMI circular no. APMI/2022-23/02 dated 23rd March,2023 and Revised Annexure-1

Fund Manager
Shivaji Vitthalrao

Fee Structure

Exit Load	
1st Year	LOCKIN
2nd Year	2.00%
3rd Year	1.00%



BENCHMARK
NIFTY 50 Total Return Index



INCEPTION
15 May, 2023



INVESTMENT
Finideas Growth Fund Scheme-1



AUM (₹ CR)
NA

	Investment Approach	Benchmark
1 Month	-2.89%	-0.28%
3 Month	1.67%	6.33%
6 Month	-6.58%	2.92%
1 Year	0.02%	11.88%
3 Year	N/A	14.31%
5 Year	N/A	15.40%
Since Inception	4.83%	13.73%

Portfolio Characteristics	
Portfolio Age	2 Years 7 Months
Sharpe Ratio 1 Yr	0.24
Beta 1 Yr	0.99
Downcapture Ratio 1 Yr	125.98
Upcapture ratio 1 Yr	100.97

* Returns are as on @factsheet_date, * Returns over a 1 year period are annualized * Returns are calculated using the Time Weighted Rate of Return (TWRR) method and as provided by the respective AMCs. *ND (No Data) , * NA(Not Applicable) * Returns of the respective Benchmark Indices used are tabulated above. Benchmark(s) given are as per SEBI circular no. SEBI/HO/IMD/IMD-PoD-2/P/CIR/2022/172 dated December 16, 2022 and the APMI circular no. APMI/2022-23/02 dated 23rd March,2023 and Revised Annexure-1

Fund Manager



Govind Jhawar



Udipth Talera

Fee Structure

Fixed Fee		Variable Fee		Exit Load	
AMC	No Option	AMC	No Option	1st Year	3.00%
		Hurdle	No Option	2nd Year	2.00%
		Profit Sharing	No Option	3rd Year	1.00%



BENCHMARK
S&P BSE 200 Index



INCEPTION
12 October, 2021



INVESTMENT
KLAY GROWTH FUND



AUM (₹ CR)
31.00

	Investment Approach	Benchmark
1 Month	-2.89%	N/A
3 Month	-2.81%	N/A
6 Month	2.35%	N/A
1 Year	5.73%	N/A
3 Year	13.16%	N/A
Since Inception	6.45%	N/A

Portfolio Characteristics	
Total Number of Stocks	17
Average Market Cap	577224.27 CR
Portfolio Age	4 Years 3 Months
Sharpe Ratio 1 Yr	-0.73
Sharpe Ratio 3 Yr	-0.73
P/B Ratio	4.17
P/E Ratio	32.36

* Returns are as on @factsheet_date, * Returns over a 1 year period are annualized * Returns are calculated using the Time Weighted Rate of Return (TWRR) method and as provided by the respective AMCs. *ND (No Data) , * NA(Not Applicable) * Returns of the respective Benchmark Indices used are tabulated above. Benchmark(s) given are as per SEBI circular no. SEBI/HO/IMD/IMD-PoD-2/P/CIR/2022/172 dated December 16, 2022 and the APMI circular no. APMI/2022-23/02 dated 23rd March,2023 and Revised Annexure-1


Composition



90.21%
Large Cap



1.17%
Mid Cap



1.54%
Small Cap



11.64%
Cash Equivalent

Fund Manager



RAVI MALANI

Fee Structure

Exit Load	
1st Year	NO OPTION
2nd Year	NO OPTION
3rd Year	NO OPTION



BENCHMARK
NIFTY 50 Total Return Index



INCEPTION
19 August, 2014



INVESTMENT
Edelweiss - Alternative Equity Scheme



AUM (₹ CR)
69.76

	Investment Approach	Benchmark
1 Month	-2.90%	-0.28%
3 Month	-0.39%	6.33%
6 Month	-1.47%	2.92%
1 Year	-4.88%	11.88%
3 Year	5.63%	14.31%
5 Year	3.32%	15.40%
Since Inception	11.35%	12.43%

Portfolio Characteristics	
Portfolio Age	11 Years 4 Months
Sharpe Ratio 1 Yr	-0.98
Sharpe Ratio 3 Yr	0.04
Beta 1 Yr	0.69
Beta 3 Yr	0.72
Downcapture Ratio 1 Yr	153.81
Downcapture Ratio 3 Yr	96.39
Upcapture ratio 1 Yr	51.94
Upcapture ratio 3 Yr	64.18

* Returns are as on @factsheet_date, * Returns over a 1 year period are annualized * Returns are calculated using the Time Weighted Rate of Return (TWRR) method and as provided by the respective AMCs. *ND (No Data) , * NA(Not Applicable) * Returns of the respective Benchmark Indices used are tabulated above. Benchmark(s) given are as per SEBI circular no. SEBI/HO/IMD/IMD-PoD-2/P/CIR/2022/172 dated December 16, 2022 and the APMI circular no. APMI/2022-23/02 dated 23rd March,2023 and Revised Annexure-1

Fund Manager



Nalin Moniz



Mr. Vivek Sharma

Fee Structure

Fixed Fee		Variable Fee		Exit Load	
AMC	NO OPTION	AMC	NO OPTION	1st Year	NO OPTION
		Hurdle	NO OPTION	2nd Year	NO OPTION
		Profit Sharing	NO OPTION	3rd Year	NO OPTION



BENCHMARK
NIFTY 200 Index



INCEPTION
1 January, 2024



INVESTMENT
AlphaGrep Index Plus Fund



AUM (₹ CR)
NA

	Investment Approach	Benchmark
1 Month	-2.90%	N/A
3 Month	-1.10%	N/A
6 Month	3.20%	N/A
1 Year	9.60%	N/A
Since Inception	8.80%	N/A

Portfolio Characteristics	
Portfolio Age	2 Years
Sharpe Ratio 1 Yr	0.30
Beta 1 Yr	0.90
Downcapture Ratio 1 Yr	90.42
Upcapture ratio 1 Yr	92.20

* Returns are as on @factsheet_date, * Returns over a 1 year period are annualized * Returns are calculated using the Time Weighted Rate of Return (TWRR) method and as provided by the respective AMCs. *ND (No Data) , * NA(Not Applicable) * Returns of the respective Benchmark Indices used are tabulated above. Benchmark(s) given are as per SEBI circular no. SEBI/HO/IMD/IMD-PoD-2/P/CIR/2022/172 dated December 16, 2022 and the APMI circular no. APMI/2022-23/02 dated 23rd March,2023 and Revised Annexure-1

Fund Manager



Praveen Kumar

Fee Structure

Fixed Fee		Variable Fee		Exit Load	
AMC	No Option	AMC	No Option	1st Year	1.00%
		Hurdle	No Option	2nd Year	0.00%
		Profit Sharing	No Option	3rd Year	0.00%



BENCHMARK
NIFTY MIDSML 400



INCEPTION
26 August, 2022



INVESTMENT
ICICI Prudential Emerging Leaders
Fund



AUM (₹ CR)
546.64

	Investment Approach	Benchmark
1 Month	-2.93%	N/A
3 Month	-1.70%	N/A
6 Month	2.46%	N/A
1 Year	8.80%	N/A
3 Year	24.07%	N/A
Since Inception	21.78%	N/A

* Returns are as on @factsheet_date, * Returns over a 1 year period are annualized * Returns are calculated using the Time Weighted Rate of Return (TWRR) method and as provided by the respective AMCs. *ND (No Data) , * NA(Not Applicable) * Returns of the respective Benchmark Indices used are tabulated above. Benchmark(s) given are as per SEBI circular no. SEBI/HO/IMD/IMD-PoD-2/P/CIR/2022/172 dated December 16, 2022 and the APMI circular no. APMI/2022-23/02 dated 23rd March,2023 and Revised Annexure-1

Portfolio Characteristics	
Total Number of Stocks	35
Average Market Cap	42191 CR
Portfolio Age	3 Years 5 Months
Sharpe Ratio 1 Yr	0.26
Sharpe Ratio 3 Yr	1.12
Beta 1 Yr	0.77
Downcapture Ratio 1 Yr	21.61
Upcapture ratio 1 Yr	49.57
P/B Ratio	3.32
P/E Ratio	27.87

Composition



6.81%
Large Cap



51.79%
Mid Cap



43.60%
Small Cap



4.61%
Cash Equivalent

Fund Manager



Anand Shah



Chockalingam Narayanan



Geetika Gupta

Fee Structure

Fixed Fee		Variable Fee		Exit Load	
AMC	No Option	AMC	No Option	1st Year	0.00%
		Hurdle	No Option	2nd Year	0.00%
		Profit Sharing	No Option	3rd Year	0.00%



BENCHMARK
S&P BSE 500 - TRI



INCEPTION
16 May, 2023



INVESTMENT
AAA India Equity Fund (AAA AIF - CAT III)



AUM (₹ CR)
538.65

	Investment Approach	Benchmark
1 Month	-3.01%	N/A
3 Month	-2.32%	N/A
6 Month	-1.66%	N/A
1 Year	4.64%	N/A
Since Inception	16.66%	N/A

Portfolio Characteristics	
Portfolio Age	2 Years 8 Months
Sharpe Ratio 1 Yr	-0.63

* Returns are as on @factsheet_date, * Returns over a 1 year period are annualized * Returns are calculated using the Time Weighted Rate of Return (TWRR) method and as provided by the respective AMCs. *ND (No Data) , * NA(Not Applicable) * Returns of the respective Benchmark Indices used are tabulated above. Benchmark(s) given are as per SEBI circular no. SEBI/HO/IMD/IMD-PoD-2/P/CIR/2022/172 dated December 16, 2022 and the APMI circular no. APMI/2022-23/02 dated 23rd March,2023 and Revised Annexure-1

Composition



56.10%
Large Cap



20.51%
Mid Cap



16.21%
Small Cap



7.18%
Cash Equivalent

Fund Manager



Rajesh Kothari

Fee Structure

Exit Load	
1st Year	1%
2nd Year	Nil
3rd Year	Nil



BENCHMARK

S&P BSE 500 Total Return Index



INCEPTION

1 June, 2021



INVESTMENT

Umbrella Blend Fund 2



AUM (₹ CR)

NA

	Investment Approach	Benchmark
1 Month	-3.04%	N/A
3 Month	-3.02%	N/A
6 Month	-2.95%	N/A
1 Year	5.16%	N/A
3 Year	13.52%	N/A
Since Inception	13.28%	N/A

* Returns are as on @factsheet_date, * Returns over a 1 year period are annualized * Returns are calculated using the Time Weighted Rate of Return (TWRR) method and as provided by the respective AMCs. *ND (No Data) , * NA(Not Applicable) * Returns of the respective Benchmark Indices used are tabulated above. Benchmark(s) given are as per SEBI circular no. SEBI/HO/IMD/IMD-PoD-2/P/CIR/2022/172 dated December 16, 2022 and the APMI circular no. APMI/2022-23/02 dated 23rd March,2023 and Revised Annexure-1

Portfolio Characteristics	
Portfolio Age	4 Years 7 Months
Sharpe Ratio 1 Yr	-0.04
Sharpe Ratio 3 Yr	0.54
Beta 1 Yr	0.95
Beta 3 Yr	0.88
Downcapture Ratio 1 Yr	118.19
Downcapture Ratio 3 Yr	90.99
Upcapture ratio 1 Yr	97.58
Upcapture ratio 3 Yr	81.87

Fund Manager



E. Prithvi Raj

Fee Structure

Fixed Fee		Variable Fee		Exit Load	
AMC	No option	AMC	No option	1st Year	NO OPTION
		Hurdle	No option	2nd Year	NO OPTION
				3rd Year	NO OPTION



BENCHMARK
S&P BSE 500 Total Return Index



INCEPTION
24 March, 2025



INVESTMENT
MoneyGrow Alpha Fund 1



AUM (₹ CR)
36.00

	Investment Approach	Benchmark
1 Month	-3.12%	2.11%
3 Month	2.71%	7.39%
6 Month	-0.52%	5.23%
1 Year	N/A	7.40%
3 Year	N/A	10.75%
5 Year	N/A	14.19%
Since Inception	11.93%	13.15%

Portfolio Characteristics	
Portfolio Age	8 Months

* Returns are as on @factsheet_date, * Returns over a 1 year period are annualized * Returns are calculated using the Time Weighted Rate of Return (TWRR) method and as provided by the respective AMCs. *ND (No Data) , * NA(Not Applicable) * Returns of the respective Benchmark Indices used are tabulated above. Benchmark(s) given are as per SEBI circular no. SEBI/HO/IMD/IMD-PoD-2/P/CIR/2022/172 dated December 16, 2022 and the APMI circular no. APMI/2022-23/02 dated 23rd March,2023 and Revised Annexure-1

Composition



19%
Large Cap



17%
Mid Cap



64%
Small Cap



0%
Cash Equivalent

Fund Manager



Manish Gupta

Fee Structure

Exit Load	
1st Year	1.00%
2nd Year	0.00%
3rd Year	0.00%



BENCHMARK
NIFTY 50 Total Return Index



INCEPTION
28 January, 2022



INVESTMENT
Girik Multicap Growth Equity Fund II



AUM (₹ CR)
203.15

	Investment Approach	Benchmark
1 Month	-3.16%	N/A
3 Month	-5.50%	N/A
6 Month	-3.64%	N/A
1 Year	-0.07%	N/A
3 Year	21.85%	N/A
Since Inception	12.26%	N/A

* Returns are as on @factsheet_date, * Returns over a 1 year period are annualized * Returns are calculated using the Time Weighted Rate of Return (TWRR) method and as provided by the respective AMCs. *ND (No Data) , * NA(Not Applicable) * Returns of the respective Benchmark Indices used are tabulated above. Benchmark(s) given are as per SEBI circular no. SEBI/HO/IMD/IMD-PoD-2/P/CIR/2022/172 dated December 16, 2022 and the APMI circular no. APMI/2022-23/02 dated 23rd March,2023 and Revised Annexure-1

Portfolio Characteristics	
Total Number of Stocks	27
Average Market Cap	357614.63 CR
Portfolio Age	4 Years
Sharpe Ratio 1 Yr	-0.28
Sharpe Ratio 3 Yr	1.10
Beta 1 Yr	0.92
Beta 3 Yr	0.98
Downcapture Ratio 1 Yr	118.48
Downcapture Ratio 3 Yr	89.17
Upcapture ratio 1 Yr	78.73
Upcapture ratio 3 Yr	127.61
P/B Ratio	4.89
P/E Ratio	37.48

Composition



47.46%
Large Cap



15.32%
Mid Cap



29.84%
Small Cap



7.38%
Cash Equivalent

Fund Manager



Charandeep Singh



Varun Daga

Fee Structure

Fixed Fee		Variable Fee		Exit Load	
AMC	NO OPTION	AMC	NO OPTION	1st Year	NO OPTION
		Hurdle	NO OPTION	2nd Year	NO OPTION
		Profit Sharing	NO OPTION	3rd Year	NO OPTION


BENCHMARK
S&P BSE 500 Index


INCEPTION
31 January, 2024


INVESTMENT
Ashika India Select Fund


AUM (₹ CR)
NA

	Investment Approach	Benchmark
1 Month	-3.17%	N/A
3 Month	-9.65%	N/A
6 Month	-8.14%	N/A
1 Year	1.11%	N/A
Since Inception	5.50%	N/A

* Returns are as on @factsheet_date, * Returns over a 1 year period are annualized * Returns are calculated using the Time Weighted Rate of Return (TWRR) method and as provided by the respective AMCs. *ND (No Data) , * NA(Not Applicable) * Returns of the respective Benchmark Indices used are tabulated above. Benchmark(s) given are as per SEBI circular no. SEBI/HO/IMD/IMD-PoD-2/P/CIR/2022/172 dated December 16, 2022 and the APMI circular no. APMI/2022-23/02 dated 23rd March,2023 and Revised Annexure-1

Portfolio Characteristics	
Total Number of Stocks	56
Portfolio Age	2 Years
Sharpe Ratio 1 Yr	-0.16
Beta 1 Yr	1.09
Downcapture Ratio 1 Yr	102.79
Upcapture ratio 1 Yr	78.11

Composition



40.57%
Large Cap



37.01%
Mid Cap



17.87%
Small Cap



4.55%
Cash Equivalent

Fund Manager

Manish Lodha

Fee Structure

Fixed Fee		Variable Fee		Exit Load	
AMC	2.00%	AMC	No Option	1st Year	0.00%
		Hurdle	No Option	2nd Year	0.00%
		Profit Sharing	No Option	3rd Year	0.00%



BENCHMARK
NIFTY 50 Index



INCEPTION
5 December, 2019



INVESTMENT
D&B - India Opportunities
Multicap Fund



AUM (₹ CR)
116.58

	Investment Approach	Benchmark	Portfolio Characteristics	
1 Month	-3.28%	N/A	Portfolio Age	6 Years 1 Month
3 Month	-7.66%	N/A	Sharpe Ratio 1 Yr	-0.24
6 Month	-8.73%	N/A	Sharpe Ratio 3 Yr	0.76
1 Year	0.71%	N/A	Beta 1 Yr	1.00
3 Year	18.20%	N/A	Beta 3 Yr	0.94
5 Year	12.60%	N/A	Downcapture Ratio 1 Yr	135.60
Since Inception	12.69%	N/A	Downcapture Ratio 3 Yr	105.66
			Upcapture ratio 1 Yr	86.95
			Upcapture ratio 3 Yr	115.59

* Returns are as on @factsheet_date, * Returns over a 1 year period are annualized * Returns are calculated using the Time Weighted Rate of Return (TWRR) method and as provided by the respective AMCs. *ND (No Data) , * NA(Not Applicable) * Returns of the respective Benchmark Indices used are tabulated above. Benchmark(s) given are as per SEBI circular no. SEBI/HO/IMD/IMD-PoD-2/P/CIR/2022/172 dated December 16, 2022 and the APMI circular no. APMI/2022-23/02 dated 23rd March,2023 and Revised Annexure-1

Composition



35.03%
Large Cap



19.37%
Mid Cap



37.42%
Small Cap



8.18%
Cash Equivalent

Fund Manager



Milind Karmarkar



Nawaz Sarfaraz

Fee Structure

Fixed Fee		Variable Fee		Exit Load	
AMC	No Option	AMC	No Option	1st Year	No Option
		Hurdle	No Option	2nd Year	No Option
		Profit Sharing	No Option	3rd Year	No Option


BENCHMARK
S&P BSE 500 Index


INCEPTION
5 December, 2018


INVESTMENT
Accuracap - Vectra Fund


AUM (₹ CR)
29.13

	Investment Approach	Benchmark
1 Month	-3.30%	N/A
3 Month	-6.10%	N/A
6 Month	-6.30%	N/A
Since Inception	10.00%	N/A

* Returns are as on @factsheet_date, * Returns over a 1 year period are annualized * Returns are calculated using the Time Weighted Rate of Return (TWRR) method and as provided by the respective AMCs. *ND (No Data) , * NA(Not Applicable) * Returns of the respective Benchmark Indices used are tabulated above. Benchmark(s) given are as per SEBI circular no. SEBI/HO/IMD/IMD-PoD-2/P/CIR/2022/172 dated December 16, 2022 and the APMI circular no. APMI/2022-23/02 dated 23rd March,2023 and Revised Annexure-1

Portfolio Characteristics	
Portfolio Age	7 Years 1 Month
Sharpe Ratio 1 Yr	-1.01
Sharpe Ratio 3 Yr	-0.21
Beta 1 Yr	-1.48
Beta 3 Yr	-0.13
Downcapture Ratio 1 Yr	47.71
Downcapture Ratio 3 Yr	29.79
Upcapture ratio 1 Yr	-168.00
Upcapture ratio 3 Yr	6.98

Composition



Fund Manager



Raman Nagpal

Naresh Gupta

Fee Structure

Fixed Fee		Variable Fee		Exit Load	
AMC	NO OPTION	AMC	NO OPTION	1st Year	NO OPTION
		Hurdle	NO OPTION	2nd Year	NO OPTION
		Profit Sharing	NO OPTION	3rd Year	NO OPTION



BENCHMARK
S&P BSE 200 Index



INCEPTION
12 July, 2018



INVESTMENT
Abakkus Growth Fund - 1



AUM (₹ CR)
2217.83

	Investment Approach	Benchmark
1 Month	-3.30%	N/A
3 Month	-1.26%	N/A
6 Month	3.96%	N/A
1 Year	9.87%	N/A
3 Year	19.63%	N/A
5 Year	20.72%	N/A
Since Inception	19.04%	N/A

Portfolio Characteristics	
Total Number of Stocks	19
Average Market Cap	258651.02 CR
Portfolio Age	7 Years 6 Months
Sharpe Ratio 1 Yr	-1.18
Sharpe Ratio 3 Yr	-1.18

* Returns are as on @factsheet_date, * Returns over a 1 year period are annualized * Returns are calculated using the Time Weighted Rate of Return (TWRR) method and as provided by the respective AMCs. *ND (No Data) , * NA(Not Applicable) * Returns of the respective Benchmark Indices used are tabulated above. Benchmark(s) given are as per SEBI circular no. SEBI/HO/IMD/IMD-PoD-2/P/CIR/2022/172 dated December 16, 2022 and the APMI circular no. APMI/2022-23/02 dated 23rd March,2023 and Revised Annexure-1

Composition



44.34%
Large Cap



14.49%
Mid Cap



27.80%
Small Cap



13.37%
Cash Equivalent

Fund Manager

Aman Chowhan



Sunil Singhania



Hitesh Arora

Fee Structure

Exit Load	
1st Year	No Option
2nd Year	No Option
3rd Year	No Option



BENCHMARK
NIFTY 500 Total Return Index



INCEPTION
20 September, 2023



INVESTMENT
Matterhorn India Fund



AUM (₹ CR)
NA

	Investment Approach	Benchmark
1 Month	-3.35%	N/A
3 Month	-7.17%	N/A
6 Month	-5.78%	N/A
1 Year	4.37%	N/A
Since Inception	16.50%	N/A

* Returns are as on @factsheet_date, * Returns over a 1 year period are annualized * Returns are calculated using the Time Weighted Rate of Return (TWRR) method and as provided by the respective AMCs. *ND (No Data) , * NA(Not Applicable) * Returns of the respective Benchmark Indices used are tabulated above. Benchmark(s) given are as per SEBI circular no. SEBI/HO/IMD/IMD-PoD-2/P/CIR/2022/172 dated December 16, 2022 and the APMI circular no. APMI/2022-23/02 dated 23rd March,2023 and Revised Annexure-1

Portfolio Characteristics	
Total Number of Stocks	60
Average Market Cap	22038.5 CR
Portfolio Age	2 Years 4 Months
Sharpe Ratio 1 Yr	0.02
Beta 1 Yr	1.04
Downcapture Ratio 1 Yr	111.15
Upcapture ratio 1 Yr	95.67
P/B Ratio	2.09
P/E Ratio	32.61

Composition



0.44%
Large Cap



14.11%
Mid Cap



76.43%
Small Cap



0.71%
Cash Equivalent

Fund Manager



Parag Jhawar

Fee Structure

Exit Load	
1st Year	0.00%
2nd Year	0.00%
3rd Year	0.00%


BENCHMARK
NIFTY 50 Index


INCEPTION
24 September, 2025


INVESTMENT
Ambit Pricing Prowess Fund


AUM (₹ CR)
NA

	Investment Approach	Benchmark	Portfolio Characteristics	
1 Month	-3.37%	N/A	Total Number of Stocks	30
3 Month	-5.04%	N/A	Average Market Cap	172864.64 CR
Since Inception	-4.82%	N/A	Portfolio Age	4 Months

* Returns are as on @factsheet_date, * Returns over a 1 year period are annualized * Returns are calculated using the Time Weighted Rate of Return (TWRR) method and as provided by the respective AMCs. *ND (No Data) , * NA(Not Applicable) * Returns of the respective Benchmark Indices used are tabulated above. Benchmark(s) given are as per SEBI circular no. SEBI/HO/IMD/IMD-PoD-2/P/CIR/2022/172 dated December 16, 2022 and the APMI circular no. APMI/2022-23/02 dated 23rd March,2023 and Revised Annexure-1

Composition



Fund Manager



Siddharth Bothra

Fee Structure

Fixed Fee		Variable Fee		Exit Load	
AMC	No option	AMC	No option	1st Year	No Option
		Hurdle	No option	2nd Year	No Option
				3rd Year	No Option


BENCHMARK
NIFTY 50 Index


INCEPTION
26 June, 2024


INVESTMENT
SENORA STAG SERIES 1


AUM (₹ CR)
NA

	Investment Approach	Benchmark
1 Month	-3.48%	N/A
3 Month	-4.54%	N/A
6 Month	1.05%	N/A
1 Year	13.35%	N/A
Since Inception	3.95%	N/A

* Returns are as on @factsheet_date, * Returns over a 1 year period are annualized * Returns are calculated using the Time Weighted Rate of Return (TWRR) method and as provided by the respective AMCs. *ND (No Data) , * NA(Not Applicable) * Returns of the respective Benchmark Indices used are tabulated above. Benchmark(s) given are as per SEBI circular no. SEBI/HO/IMD/IMD-PoD-2/P/CIR/2022/172 dated December 16, 2022 and the APMI circular no. APMI/2022-23/02 dated 23rd March,2023 and Revised Annexure-1

Portfolio Characteristics	
Total Number of Stocks	16
Average Market Cap	567514 CR
Portfolio Age	1 Year 7 Months
Sharpe Ratio 1 Yr	0.67
Beta 1 Yr	0.75
Downcapture Ratio 1 Yr	59.70
Upcapture ratio 1 Yr	88.91
P/B Ratio	6.12
P/E Ratio	40.15

Composition



100%

Large Cap

Fund Manager



Mridul Jalan

Fee Structure

Fixed Fee		Variable Fee		Exit Load	
AMC	No Option	AMC	No Option		
		Hurdle	NIFTY	2nd Year	0.60%
		Profit Sharing	20% on Outperformance / NIFTY	3rd Year	0.30%



BENCHMARK
NIFTY 50 Total Return Index



INCEPTION
5 April, 2021



INVESTMENT
Nuvama Enhanced Dynamic Growth
Equity [EDGE] Fund



AUM (₹ CR)
2092.00

	Investment Approach	Benchmark
1 Month	-3.51%	N/A
3 Month	-1.96%	N/A
6 Month	4.35%	N/A
1 Year	11.34%	N/A
3 Year	20.34%	N/A
Since Inception	19.88%	N/A

* Returns are as on @factsheet_date, * Returns over a 1 year period are annualized * Returns are calculated using the Time Weighted Rate of Return (TWRR) method and as provided by the respective AMCs. *ND (No Data) , * NA(Not Applicable) * Returns of the respective Benchmark Indices used are tabulated above. Benchmark(s) given are as per SEBI circular no. SEBI/HO/IMD/IMD-PoD-2/P/CIR/2022/172 dated December 16, 2022 and the APMI circular no. APMI/2022-23/02 dated 23rd March,2023 and Revised Annexure-1

Portfolio Characteristics	
Portfolio Age	4 Years 9 Months
Sharpe Ratio 1 Yr	0.51
Sharpe Ratio 3 Yr	1.12
Beta 1 Yr	0.99
Beta 3 Yr	0.97
Downcapture Ratio 1 Yr	91.80
Downcapture Ratio 3 Yr	92.28
Upcapture ratio 1 Yr	105.30
Upcapture ratio 3 Yr	115.87

Fund Manager

Ajay Vora

Nikhil Ranka

Fee Structure

Fixed Fee		Variable Fee		Exit Load	
AMC	2.25%	AMC	1.75%	1st Year	Nil
		Hurdle	10.00%	2nd Year	Nil
		Profit Sharing	15% Profit Sharing above 10% hurdle	3rd Year	Nil


BENCHMARK
NIFTY 500 Index


INCEPTION
29 July, 2025


INVESTMENT
Nippon - (Empowered India)


AUM (₹ CR)
NA

	Investment Approach	Benchmark
1 Month	-3.60%	N/A
3 Month	-5.40%	N/A
Since Inception	-3.70%	N/A

* Returns are as on @factsheet_date, * Returns over a 1 year period are annualized * Returns are calculated using the Time Weighted Rate of Return (TWRR) method and as provided by the respective AMCs. *ND (No Data) , * NA(Not Applicable) * Returns of the respective Benchmark Indices used are tabulated above. Benchmark(s) given are as per SEBI circular no. SEBI/HO/IMD/IMD-PoD-2/P/CIR/2022/172 dated December 16, 2022 and the APMI circular no. APMI/2022-23/02 dated 23rd March,2023 and Revised Annexure-1

Portfolio Characteristics	
Total Number of Stocks	41
Average Market Cap	212315.97 CR
Portfolio Age	6 Months
P/B Ratio	3.85
P/E Ratio	44.12

Composition



Fund Manager
RAHUL VEERA

Prashant Kutty

Fee Structure

Fixed Fee		Variable Fee		Exit Load	
AMC	No option	AMC	No option	1st Year	No Option
		Hurdle	No option	2nd Year	No Option
				3rd Year	No Option



BENCHMARK

S&P BSE 200 Total Return Index



INCEPTION

26 November, 2019



INVESTMENT

360 One - High Conviction Fund



AUM (₹ CR)

448.52

	Investment Approach	Benchmark
1 Month	-3.74%	N/A
3 Month	-5.12%	N/A
6 Month	-7.39%	N/A
1 Year	2.45%	N/A
3 Year	18.63%	N/A
5 Year	14.25%	N/A
Since Inception	13.78%	N/A

* Returns are as on @factsheet_date, * Returns over a 1 year period are annualized * Returns are calculated using the Time Weighted Rate of Return (TWRR) method and as provided by the respective AMCs. *ND (No Data) , * NA(Not Applicable) * Returns of the respective Benchmark Indices used are tabulated above. Benchmark(s) given are as per SEBI circular no. SEBI/HO/IMD/IMD-PoD-2/P/CIR/2022/172 dated December 16, 2022 and the APMI circular no. APMI/2022-23/02 dated 23rd March,2023 and Revised Annexure-1

Portfolio Characteristics	
Total Number of Stocks	29
Average Market Cap	348315.1 CR
Portfolio Age	6 Years 2 Months
Sharpe Ratio 1 Yr	-0.15
Sharpe Ratio 3 Yr	1.00
Beta 1 Yr	0.78
Beta 3 Yr	0.79
Downcapture Ratio 1 Yr	82.06
Downcapture Ratio 3 Yr	54.18
Upcapture ratio 1 Yr	63.95
Upcapture ratio 3 Yr	88.69
P/B Ratio	4.12
P/E Ratio	28.46

Composition



63.73%
Large Cap



1.49%
Mid Cap



30.30%
Small Cap



4.48%
Cash Equivalent

Fund Manager



Mehul Jani

Fee Structure

Fixed Fee		Variable Fee		Exit Load	
AMC	No Option	AMC	No Option	1st Year	No Option
		Hurdle	No Option	2nd Year	No Option
		Profit Sharing	No Option	3rd Year	No Option

BENCHMARK
NIFTY 50 Index

INCEPTION
1 October, 2019

INVESTMENT
Whitespace Fund I - Equity Plus

AUM (₹ CR)
NA

	Investment Approach	Benchmark
1 Month	-3.78%	N/A
3 Month	-1.03%	N/A
6 Month	4.83%	N/A
1 Year	14.04%	N/A
3 Year	20.25%	N/A
5 Year	22.81%	N/A
Since Inception	23.92%	N/A

* Returns are as on @factsheet_date, * Returns over a 1 year period are annualized * Returns are calculated using the Time Weighted Rate of Return (TWRR) method and as provided by the respective AMCs. *ND (No Data) , * NA(Not Applicable) * Returns of the respective Benchmark Indices used are tabulated above. Benchmark(s) given are as per SEBI circular no. SEBI/HO/IMD/IMD-PoD-2/P/CIR/2022/172 dated December 16, 2022 and the APMI circular no. APMI/2022-23/02 dated 23rd March,2023 and Revised Annexure-1

Portfolio Characteristics	
Total Number of Stocks	50
Portfolio Age	6 Years 3 Months
Sharpe Ratio 1 Yr	0.68
Sharpe Ratio 3 Yr	1.17
Beta 1 Yr	0.97
Beta 3 Yr	1.01
Downcapture Ratio 1 Yr	89.05
Downcapture Ratio 3 Yr	88.75
Upcapture ratio 1 Yr	114.01
Upcapture ratio 3 Yr	118.22

Fund Manager



Praveen Dwarkanath



Puneet Sharma

Fee Structure

Fixed Fee		Variable Fee		Exit Load	
AMC	2.00%	AMC	NA	1st Year	NA
		Hurdle	NA	2nd Year	NA
		Profit Sharing	20% Profit Sharing	3rd Year	NA



BENCHMARK
S&P BSE 200 Index



INCEPTION
14 December, 2022



INVESTMENT
Abakkus Diversified Alpha Fund



AUM (₹ CR)
2614.73

	Investment Approach	Benchmark
1 Month	-3.88%	N/A
3 Month	-2.34%	N/A
6 Month	1.84%	N/A
1 Year	8.91%	N/A
3 Year	20.58%	N/A
Since Inception	19.48%	N/A

Portfolio Characteristics	
Total Number of Stocks	31
Average Market Cap	188850.18 CR
Portfolio Age	3 Years 1 Month
Sharpe Ratio 1 Yr	-0.75
Sharpe Ratio 3 Yr	-0.75

* Returns are as on @factsheet_date, * Returns over a 1 year period are annualized * Returns are calculated using the Time Weighted Rate of Return (TWRR) method and as provided by the respective AMCs. *ND (No Data) , * NA(Not Applicable) * Returns of the respective Benchmark Indices used are tabulated above. Benchmark(s) given are as per SEBI circular no. SEBI/HO/IMD/IMD-PoD-2/P/CIR/2022/172 dated December 16, 2022 and the APMI circular no. APMI/2022-23/02 dated 23rd March,2023 and Revised Annexure-1

Composition



46.60%
Large Cap



21.98%
Mid Cap



28.24%
Small Cap



3.18%
Cash Equivalent

Fund Manager



Hitesh Arora



Sunil Singhania

Aman Chowhan

Fee Structure

Exit Load	
1st Year	No Option
2nd Year	No Option
3rd Year	No Option


BENCHMARK
BSE MidSmallCap


INCEPTION
4 July, 2023


INVESTMENT
First Water Capital Fund - II


AUM (₹ CR)
NA

	Investment Approach	Benchmark	Portfolio Characteristics	
1 Month	-3.98%	N/A	Total Number of Stocks	34
3 Month	-5.33%	N/A	Portfolio Age	2 Years 6 Months
6 Month	-5.41%	N/A	Sharpe Ratio 1 Yr	-0.36
1 Year	0.11%	N/A	P/B Ratio	1.00
Since Inception	17.92%	N/A	P/E Ratio	14.30

* Returns are as on @factsheet_date, * Returns over a 1 year period are annualized * Returns are calculated using the Time Weighted Rate of Return (TWRR) method and as provided by the respective AMCs. *ND (No Data) , * NA(Not Applicable) * Returns of the respective Benchmark Indices used are tabulated above. Benchmark(s) given are as per SEBI circular no. SEBI/HO/IMD/IMD-PoD-2/P/CIR/2022/172 dated December 16, 2022 and the APMI circular no. APMI/2022-23/02 dated 23rd March,2023 and Revised Annexure-1

Composition



Fund Manager



Mr. Ricky Kirpalani

Fee Structure

Fixed Fee		Variable Fee		Exit Load	
AMC	NA	AMC	NA	1st Year	2.00%
		Hurdle	NA	2nd Year	0.00%
		Profit Sharing	NA	3rd Year	0.00%



BENCHMARK
NIFTY500 Multicap 50:25:25 Total
Return Index



INCEPTION
1 December, 2021



INVESTMENT
Aditya Birla - India Equity
Opportunities Fund



AUM (₹ CR)
NA

	Investment Approach	Benchmark
1 Month	-4.05%	N/A
3 Month	-4.73%	N/A
6 Month	-4.15%	N/A
1 Year	3.88%	N/A
3 Year	16.92%	N/A
Since Inception	14.42%	N/A

* Returns are as on @factsheet_date, * Returns over a 1 year period are annualized * Returns are calculated using the Time Weighted Rate of Return (TWRR) method and as provided by the respective AMCs. *ND (No Data) , * NA(Not Applicable) * Returns of the respective Benchmark Indices used are tabulated above. Benchmark(s) given are as per SEBI circular no. SEBI/HO/IMD/IMD-PoD-2/P/CIR/2022/172 dated December 16, 2022 and the APMI circular no. APMI/2022-23/02 dated 23rd March,2023 and Revised Annexure-1

Portfolio Characteristics	
Total Number of Stocks	27
Average Market Cap	307489.86 CR
Portfolio Age	4 Years 1 Month
Sharpe Ratio 1 Yr	-0.05
Sharpe Ratio 3 Yr	0.76
Beta 1 Yr	0.85
Beta 3 Yr	0.96
Downcapture Ratio 1 Yr	101.79
Downcapture Ratio 3 Yr	103.32
Upcapture ratio 1 Yr	89.61
Upcapture ratio 3 Yr	96.85
P/B Ratio	4.84
P/E Ratio	39.98

Composition



44.46%
Large Cap



29.86%
Mid Cap



16.81%
Small Cap



8.87%
Cash Equivalent

Fund Manager



Dhaval Mehta



Salvin Shah

Fee Structure

Fixed Fee		Variable Fee		Exit Load	
AMC	2.50%	AMC	No	1st Year	3.00%
		Hurdle	12.00%	2nd Year	2.00%
		Profit Sharing	20% Profit Sharing above 12% hurdle	3rd Year	1.00%



BENCHMARK
NIFTY 50 Total Return Index



INCEPTION
12 March, 2024



INVESTMENT
Vajra Capital Growth Scheme



AUM (₹ CR)
NA

	Investment Approach	Benchmark
1 Month	-4.08%	N/A
3 Month	-2.25%	N/A
6 Month	4.94%	N/A
1 Year	13.49%	N/A
Since Inception	14.49%	N/A

* Returns are as on @factsheet_date, * Returns over a 1 year period are annualized * Returns are calculated using the Time Weighted Rate of Return (TWRR) method and as provided by the respective AMCs. *ND (No Data) , * NA(Not Applicable) * Returns of the respective Benchmark Indices used are tabulated above. Benchmark(s) given are as per SEBI circular no. SEBI/HO/IMD/IMD-PoD-2/P/CIR/2022/172 dated December 16, 2022 and the APMI circular no. APMI/2022-23/02 dated 23rd March,2023 and Revised Annexure-1

Portfolio Characteristics	
Total Number of Stocks	18
Average Market Cap	473108 CR
Portfolio Age	1 Year 10 Months
Sharpe Ratio 1 Yr	0.61
Beta 1 Yr	0.99
Downcapture Ratio 1 Yr	94.84
Upcapture ratio 1 Yr	115.58
P/B Ratio	8.04
P/E Ratio	31.33

Composition



96.90%
Large Cap



3.10%
Cash Equivalent

Fund Manager



Vishruth Kajaria

Fee Structure

Exit Load	
1st Year	0.00%
2nd Year	0.00%
3rd Year	0.00%



BENCHMARK
NIFTY Smallcap 100 Index



INCEPTION
31 October, 2023



INVESTMENT
NIEO 9 (Undiscovered India)



AUM (₹ CR)
NA

	Investment Approach	Benchmark
1 Month	-4.10%	N/A
3 Month	-8.60%	N/A
6 Month	-7.30%	N/A
1 Year	-3.80%	N/A
Since Inception	8.90%	N/A

* Returns are as on @factsheet_date, * Returns over a 1 year period are annualized * Returns are calculated using the Time Weighted Rate of Return (TWRR) method and as provided by the respective AMCs. *ND (No Data) , * NA(Not Applicable) * Returns of the respective Benchmark Indices used are tabulated above. Benchmark(s) given are as per SEBI circular no. SEBI/HO/IMD/IMD-PoD-2/P/CIR/2022/172 dated December 16, 2022 and the APMI circular no. APMI/2022-23/02 dated 23rd March,2023 and Revised Annexure-1

Portfolio Characteristics	
Total Number of Stocks	39
Average Market Cap	22890.47 CR
Portfolio Age	2 Years 3 Months
Sharpe Ratio 1 Yr	-0.56
Beta 1 Yr	0.65
Downcapture Ratio 1 Yr	76.39
Upcapture ratio 1 Yr	60.04
P/B Ratio	4.11
P/E Ratio	34.98

Composition



Fund Manager
RAHUL VEERA

Fee Structure

Fixed Fee		Variable Fee		Exit Load	
AMC	No Option	AMC	No Option	1st Year	0.00%
		Hurdle	No Option	2nd Year	0.00%
		Profit Sharing	No Option	3rd Year	0.00%


BENCHMARK
S&P BSE 200 Index


INCEPTION
3 February, 2021


INVESTMENT
Nippon - Champions 21st Century

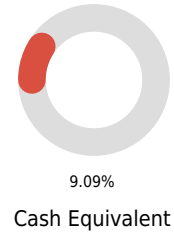
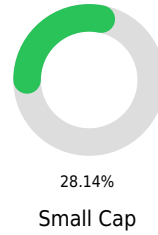
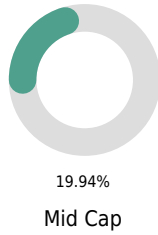
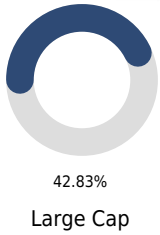

AUM (₹ CR)
NA

	Investment Approach	Benchmark
1 Month	-4.10%	N/A
3 Month	-4.40%	N/A
6 Month	-3.50%	N/A
1 Year	3.20%	N/A
3 Year	15.60%	N/A
Since Inception	15.40%	N/A

* Returns are as on @factsheet_date, * Returns over a 1 year period are annualized * Returns are calculated using the Time Weighted Rate of Return (TWRR) method and as provided by the respective AMCs. *ND (No Data) , * NA(Not Applicable) * Returns of the respective Benchmark Indices used are tabulated above. Benchmark(s) given are as per SEBI circular no. SEBI/HO/IMD/IMD-PoD-2/P/CIR/2022/172 dated December 16, 2022 and the APMI circular no. APMI/2022-23/02 dated 23rd March,2023 and Revised Annexure-1

Portfolio Characteristics	
Total Number of Stocks	40
Average Market Cap	280630.37 CR
Portfolio Age	4 Years 11 Months
Sharpe Ratio 1 Yr	-0.18
Sharpe Ratio 3 Yr	0.74
Beta 1 Yr	0.92
Beta 3 Yr	0.98
Downcapture Ratio 1 Yr	94.78
Downcapture Ratio 3 Yr	91.91
Upcapture ratio 1 Yr	71.43
Upcapture ratio 3 Yr	95.06
P/B Ratio	4.45
P/E Ratio	43.42

Composition



Fund Manager



Varun Goel

Fee Structure

Fixed Fee		Variable Fee		Exit Load	
AMC	No Option	AMC	No Option	1st Year	No Option
		Hurdle	No Option	2nd Year	No Option
		Profit Sharing	No Option	3rd Year	No Option



BENCHMARK
S&P BSE 500 Index



INCEPTION
24 September, 2017



INVESTMENT
Ampersand Growth Opportunities Fund
Scheme - 1



AUM (₹ CR)
882.40

	Investment Approach	Benchmark	Portfolio Characteristics	
1 Month	-4.14%	N/A	Portfolio Age	8 Years 4 Months
3 Month	-1.43%	N/A	Sharpe Ratio 1 Yr	-0.22
6 Month	-7.29%	N/A	Sharpe Ratio 3 Yr	1.01
1 Year	-10.70%	N/A	Beta 1 Yr	1.17
3 Year	25.83%	N/A	Beta 3 Yr	1.17
5 Year	24.51%	N/A	Downcapture Ratio 1 Yr	139.19
Since Inception	19.46%	N/A	Downcapture Ratio 3 Yr	101.68
			Upcapture ratio 1 Yr	96.71
			Upcapture ratio 3 Yr	131.48

* Returns are as on @factsheet_date, * Returns over a 1 year period are annualized * Returns are calculated using the Time Weighted Rate of Return (TWRR) method and as provided by the respective AMCs. *ND (No Data) , * NA(Not Applicable) * Returns of the respective Benchmark Indices used are tabulated above. Benchmark(s) given are as per SEBI circular no. SEBI/HO/IMD/IMD-PoD-2/P/CIR/2022/172 dated December 16, 2022 and the APMI circular no. APMI/2022-23/02 dated 23rd March,2023 and Revised Annexure-1

Composition



29%
Large Cap



37.70%
Mid Cap



19.80%
Small Cap



11.90%
Cash Equivalent

Fund Manager

Arun Subrahmanyam



Sanjaya Satapathy

Fee Structure

Fixed Fee		Variable Fee		Exit Load	
AMC	No Option	AMC	No Option	1st Year	No Option
		Hurdle	No Option	2nd Year	No Option
		Profit Sharing	No Option	3rd Year	No Option


BENCHMARK
S&P BSE 500 Index


INCEPTION
3 January, 2018


INVESTMENT
Alchemy - Leaders of Tomorrow


AUM (₹ CR)
736.61

	Investment Approach	Benchmark
1 Month	-4.16%	N/A
3 Month	-9.03%	N/A
6 Month	-7.67%	N/A
1 Year	-2.67%	N/A
3 Year	20.23%	N/A
5 Year	18.64%	N/A
Since Inception	13.77%	N/A

* Returns are as on @factsheet_date, * Returns over a 1 year period are annualized * Returns are calculated using the Time Weighted Rate of Return (TWRR) method and as provided by the respective AMCs. *ND (No Data) , * NA(Not Applicable) * Returns of the respective Benchmark Indices used are tabulated above. Benchmark(s) given are as per SEBI circular no. SEBI/HO/IMD/IMD-PoD-2/P/CIR/2022/172 dated December 16, 2022 and the APMI circular no. APMI/2022-23/02 dated 23rd March,2023 and Revised Annexure-1

Portfolio Characteristics	
Total Number of Stocks	29
Average Market Cap	105765.94 CR
Portfolio Age	8 Years
Sharpe Ratio 1 Yr	-0.37
Sharpe Ratio 3 Yr	0.82
Beta 1 Yr	1.20
Beta 3 Yr	1.09
Downcapture Ratio 1 Yr	157.48
Downcapture Ratio 3 Yr	107.26
Upcapture ratio 1 Yr	98.78
Upcapture ratio 3 Yr	114.50

Composition



32.97%
Large Cap



30.57%
Mid Cap



26.14%
Small Cap



10.32%
Cash Equivalent

Fund Manager



Hiren Ved

Fee Structure

Fixed Fee		Variable Fee		Exit Load	
AMC	No Option	AMC	No Option	1st Year	NO OPTION
		Hurdle	No Option	2nd Year	NO OPTION
		Profit Sharing	No Option	3rd Year	NO OPTION



BENCHMARK
S&P BSE 500 Index



INCEPTION
18 December, 2024



INVESTMENT
Ajanta India Fund I



AUM (₹ CR)
NA

	Investment Approach	Benchmark
1 Month	-4.18%	N/A
3 Month	-6.79%	N/A
6 Month	-2.93%	N/A
1 Year	8.40%	N/A
Since Inception	6.49%	N/A

* Returns are as on @factsheet_date, * Returns over a 1 year period are annualized * Returns are calculated using the Time Weighted Rate of Return (TWRR) method and as provided by the respective AMCs. *ND (No Data) , * NA(Not Applicable) * Returns of the respective Benchmark Indices used are tabulated above. Benchmark(s) given are as per SEBI circular no. SEBI/HO/IMD/IMD-PoD-2/P/CIR/2022/172 dated December 16, 2022 and the APMI circular no. APMI/2022-23/02 dated 23rd March,2023 and Revised Annexure-1

Portfolio Characteristics	
Total Number of Stocks	21
Average Market Cap	560840.11 CR
Portfolio Age	1 Year 1 Month
Sharpe Ratio 1 Yr	0.30
Beta 1 Yr	0.59
Downcapture Ratio 1 Yr	65.61
Upcapture ratio 1 Yr	78.51
P/B Ratio	3.70
P/E Ratio	30.70

Composition



13.24%
Large Cap



24.71%
Mid Cap



56.06%
Small Cap



5.99%
Cash Equivalent

Fund Manager

Vishnu Gopalakrishnan

Fee Structure

Exit Load	
1st Year	NO OPTION
2nd Year	NO OPTION
3rd Year	NO OPTION



BENCHMARK
S&P BSE 500 Total Return Index



INCEPTION
1 August, 2021



INVESTMENT
BCAD



AUM (₹ CR)
NA

	Investment Approach	Benchmark
1 Month	-4.25%	N/A
3 Month	-2.98%	N/A
6 Month	-4.25%	N/A
1 Year	4.03%	N/A
3 Year	14.26%	N/A
Since Inception	11.96%	N/A

* Returns are as on @factsheet_date, * Returns over a 1 year period are annualized * Returns are calculated using the Time Weighted Rate of Return (TWRR) method and as provided by the respective AMCs. *ND (No Data) , * NA(Not Applicable) * Returns of the respective Benchmark Indices used are tabulated above. Benchmark(s) given are as per SEBI circular no. SEBI/HO/IMD/IMD-PoD-2/P/CIR/2022/172 dated December 16, 2022 and the APMI circular no. APMI/2022-23/02 dated 23rd March,2023 and Revised Annexure-1

Portfolio Characteristics	
Portfolio Age	4 Years 5 Months
Sharpe Ratio 1 Yr	-0.11
Sharpe Ratio 3 Yr	0.50
Beta 1 Yr	0.96
Beta 3 Yr	0.93
Downcapture Ratio 1 Yr	113.95
Downcapture Ratio 3 Yr	95.28
Upcapture ratio 1 Yr	90.92
Upcapture ratio 3 Yr	84.11

Fund Manager



BAIDIK SARKAR

Fee Structure

Fixed Fee		Variable Fee		Exit Load	
AMC	No option	AMC	No option	1st Year	NO OPTION
		Hurdle	No option	2nd Year	NO OPTION
				3rd Year	NO OPTION



BENCHMARK
S&P BSE 500 Total Return Index



INCEPTION
13 August, 2021



INVESTMENT
Rising Giants - AIF



AUM (₹ CR)
60.91

	Investment Approach	Benchmark
1 Month	-4.36%	N/A
3 Month	-6.84%	N/A
6 Month	-9.25%	N/A
1 Year	-6.38%	N/A
3 Year	6.37%	N/A
Since Inception	-0.18%	N/A

* Returns are as on @factsheet_date, * Returns over a 1 year period are annualized * Returns are calculated using the Time Weighted Rate of Return (TWRR) method and as provided by the respective AMCs. *ND (No Data) , * NA(Not Applicable) * Returns of the respective Benchmark Indices used are tabulated above. Benchmark(s) given are as per SEBI circular no. SEBI/HO/IMD/IMD-PoD-2/P/CIR/2022/172 dated December 16, 2022 and the APMI circular no. APMI/2022-23/02 dated 23rd March,2023 and Revised Annexure-1

Portfolio Characteristics	
Average Market Cap	12210 CR
Portfolio Age	4 Years 5 Months
Sharpe Ratio 1 Yr	-0.78
Sharpe Ratio 3 Yr	0.11
Beta 1 Yr	0.79
Beta 3 Yr	0.81
Downcapture Ratio 1 Yr	115.40
Downcapture Ratio 3 Yr	80.10
Upcapture ratio 1 Yr	52.06
Upcapture ratio 3 Yr	58.98
P/E Ratio	24.38

Composition



6%
Mid Cap



69%
Small Cap



18%
Cash Equivalent

Fund Manager



Ashvin Shetty

Fee Structure

Fixed Fee		Variable Fee		Exit Load	
AMC	2.50%	AMC	1.75%	1st Year	0.00%
		Hurdle	6.00%	2nd Year	0.00%
		Profit Sharing	10% Performance Fee over 6% Hurdle	3rd Year	0.00%



BENCHMARK
S&P BSE 500 Index



INCEPTION
15 April, 2025



INVESTMENT
Carnelian Bharat Amritkaal Fund-2



AUM (₹ CR)
NA

	Investment Approach	Benchmark
1 Month	-4.36%	N/A
3 Month	-5.08%	N/A
6 Month	0.79%	N/A

Portfolio Characteristics	
Average Market Cap	155631 CR
Portfolio Age	9 Months

* Returns are as on @factsheet_date, * Returns over a 1 year period are annualized * Returns are calculated using the Time Weighted Rate of Return (TWRR) method and as provided by the respective AMCs. *ND (No Data) , * NA(Not Applicable) * Returns of the respective Benchmark Indices used are tabulated above. Benchmark(s) given are as per SEBI circular no. SEBI/HO/IMD/IMD-PoD-2/P/CIR/2022/172 dated December 16, 2022 and the APMI circular no. APMI/2022-23/02 dated 23rd March,2023 and Revised Annexure-1

Composition



39%
Large Cap



23.30%
Mid Cap



33.90%
Small Cap



3.80%
Cash Equivalent

Fund Manager



Manoj Bahety

Fee Structure



BENCHMARK
S&P BSE 200 Index



INCEPTION
18 May, 2022



INVESTMENT
Sundaram Alternative - Opportunities
Series - Atlas



AUM (₹ CR)
NA

	Investment Approach	Benchmark
1 Month	-4.38%	N/A
3 Month	-5.75%	N/A
6 Month	1.41%	N/A
1 Year	7.66%	N/A
3 Year	19.65%	N/A
Since Inception	16.21%	N/A

Portfolio Characteristics	
Portfolio Age	3 Years 8 Months
Sharpe Ratio 1 Yr	0.19
Sharpe Ratio 3 Yr	0.91

* Returns are as on @factsheet_date, * Returns over a 1 year period are annualized * Returns are calculated using the Time Weighted Rate of Return (TWRR) method and as provided by the respective AMCs. *ND (No Data) , * NA(Not Applicable) * Returns of the respective Benchmark Indices used are tabulated above. Benchmark(s) given are as per SEBI circular no. SEBI/HO/IMD/IMD-PoD-2/P/CIR/2022/172 dated December 16, 2022 and the APMI circular no. APMI/2022-23/02 dated 23rd March,2023 and Revised Annexure-1

Fund Manager



Madanagopal Ramu

Fee Structure

Fixed Fee		Variable Fee		Exit Load	
AMC	2.25%	AMC	No Option	1st Year	3.00%
		Hurdle	10.00%	2nd Year	3.00%
		Profit Sharing	15% Profit Sharing above 10% Hurdle	3rd Year	2.00%



BENCHMARK
S&P BSE 500 Total Return Index



INCEPTION
10 February, 2022



INVESTMENT
SAMEEKSHA INDIA EQUITY FUND



AUM (₹ CR)
NA

	Investment Approach	Benchmark
1 Month	-4.40%	N/A
3 Month	-5.60%	N/A
6 Month	-5.80%	N/A
1 Year	8.10%	N/A
3 Year	27.20%	N/A
Since Inception	22.80%	N/A

Portfolio Characteristics	
Portfolio Age	3 Years 11 Months
Sharpe Ratio 1 Yr	0.23
Sharpe Ratio 3 Yr	1.47
Beta 1 Yr	0.88
Beta 3 Yr	0.87
Downcapture Ratio 1 Yr	96.96
Downcapture Ratio 3 Yr	46.35
Upcapture ratio 1 Yr	99.07
Upcapture ratio 3 Yr	120.18

* Returns are as on @factsheet_date, * Returns over a 1 year period are annualized * Returns are calculated using the Time Weighted Rate of Return (TWRR) method and as provided by the respective AMCs. *ND (No Data) , * NA(Not Applicable) * Returns of the respective Benchmark Indices used are tabulated above. Benchmark(s) given are as per SEBI circular no. SEBI/HO/IMD/IMD-PoD-2/P/CIR/2022/172 dated December 16, 2022 and the APMI circular no. APMI/2022-23/02 dated 23rd March,2023 and Revised Annexure-1

Composition



16.90%
Large Cap



9.70%
Mid Cap



66.30%
Small Cap



7.10%
Cash Equivalent

Fund Manager

Sameeksha Capital Management LLP

Fee Structure

Fixed Fee		Variable Fee		Exit Load	
AMC	No Option	AMC	No Option	1st Year	0.00%
		Hurdle	No Option	2nd Year	0.00%
		Profit Sharing	No Option	3rd Year	0.00%



BENCHMARK

S&P BSE 200 Total Return Index



INCEPTION

23 September, 2019



INVESTMENT

Incred - India Value and Growth Fund I



AUM (₹ CR)

79.00

	Investment Approach	Benchmark
1 Month	-4.40%	4.47%
3 Month	1.70%	6.86%
6 Month	7.40%	20.70%
1 Year	35.50%	36.64%
3 Year	17.10%	17.97%
5 Year	N/A	17.37%
Since Inception	22.50%	14.97%

Portfolio Characteristics	
Total Number of Stocks	19
Average Market Cap	50858.28 CR
Portfolio Age	4 Years 8 Months
Sharpe Ratio 1 Yr	1.48
Sharpe Ratio 3 Yr	0.66
P/B Ratio	7.44
P/E Ratio	72.75

* Returns are as on @factsheet_date, * Returns over a 1 year period are annualized * Returns are calculated using the Time Weighted Rate of Return (TWRR) method and as provided by the respective AMCs. *ND (No Data) , * NA(Not Applicable) * Returns of the respective Benchmark Indices used are tabulated above. Benchmark(s) given are as per SEBI circular no. SEBI/HO/IMD/IMD-PoD-2/P/CIR/2022/172 dated December 16, 2022 and the APMI circular no. APMI/2022-23/02 dated 23rd March,2023 and Revised Annexure-1

Composition



4.31%
Large Cap



4.82%
Mid Cap



36.66%
Small Cap



9.96%
Cash Equivalent

Fund Manager



Aditya Sood

Fee Structure

Fixed Fee		Variable Fee	
AMC	NA	AMC	NA
		Hurdle	NA
		Profit Sharing	NA



BENCHMARK
NIFTY 50 Total Return Index



INCEPTION
1 June, 2017



INVESTMENT
TCG Fund 1



AUM (₹ CR)
NA

	Investment Approach	Benchmark
1 Month	-4.41%	-3.43%
3 Month	-5.78%	-4.82%
6 Month	-9.37%	-8.23%
1 Year	2.51%	9.73%
3 Year	10.60%	14.17%
5 Year	14.43%	18.25%
Since Inception	8.16%	14.54%

Portfolio Characteristics	
Portfolio Age	7 Years 7 Months
Sharpe Ratio 1 Yr	-0.28
Sharpe Ratio 3 Yr	-0.28

* Returns are as on @factsheet_date, * Returns over a 1 year period are annualized * Returns are calculated using the Time Weighted Rate of Return (TWRR) method and as provided by the respective AMCs. *ND (No Data) , * NA(Not Applicable) * Returns of the respective Benchmark Indices used are tabulated above. Benchmark(s) given are as per SEBI circular no. SEBI/HO/IMD/IMD-PoD-2/P/CIR/2022/172 dated December 16, 2022 and the APMI circular no. APMI/2022-23/02 dated 23rd March,2023 and Revised Annexure-1

Composition



2.50%

Cash Equivalent

Fund Manager



Shahzad Madon

Fee Structure

Fixed Fee		Variable Fee		Exit Load	
AMC	NO OPTION	AMC	NO OPTION	1st Year	NO OPTION
		Hurdle	NO OPTION	2nd Year	NO OPTION
		Profit Sharing	NO OPTION	3rd Year	NO OPTION



BENCHMARK
S&P BSE 500 Total Return Index



INCEPTION
29 November, 2024



INVESTMENT
Nuvama Flexicap Equity Fund



AUM (₹ CR)
97.00

	Investment Approach	Benchmark
1 Month	-4.50%	N/A
3 Month	-6.57%	N/A
6 Month	1.83%	N/A
1 Year	13.52%	N/A
Since Inception	5.98%	N/A

Portfolio Characteristics	
Portfolio Age	1 Year 2 Months
Sharpe Ratio 1 Yr	0.50
Beta 1 Yr	1.14
Downcapture Ratio 1 Yr	106.34
Upcapture ratio 1 Yr	127.99

* Returns are as on @factsheet_date, * Returns over a 1 year period are annualized * Returns are calculated using the Time Weighted Rate of Return (TWRR) method and as provided by the respective AMCs. *ND (No Data) , * NA(Not Applicable) * Returns of the respective Benchmark Indices used are tabulated above. Benchmark(s) given are as per SEBI circular no. SEBI/HO/IMD/IMD-PoD-2/P/CIR/2022/172 dated December 16, 2022 and the APMI circular no. APMI/2022-23/02 dated 23rd March,2023 and Revised Annexure-1

Fund Manager

Ajay Vora

Fee Structure

Fixed Fee		Variable Fee	
AMC	2.50%	AMC	2.00%
		Hurdle	10% With high water mark



BENCHMARK
NIFTY 500 Total Return Index



INCEPTION
1 April, 2025



INVESTMENT
RATIONAL EQUITY SCHEME - 2



AUM (₹ CR)
29.00

	Investment Approach	Benchmark	Portfolio Characteristics	
1 Month	-4.51%	N/A	Portfolio Age	9 Months
3 Month	-7.57%	N/A		
Since Inception	-5.99%	N/A		

* Returns are as on @factsheet_date, * Returns over a 1 year period are annualized * Returns are calculated using the Time Weighted Rate of Return (TWRR) method and as provided by the respective AMCs. *ND (No Data) , * NA(Not Applicable) * Returns of the respective Benchmark Indices used are tabulated above. Benchmark(s) given are as per SEBI circular no. SEBI/HO/IMD/IMD-PoD-2/P/CIR/2022/172 dated December 16, 2022 and the APMI circular no. APMI/2022-23/02 dated 23rd March,2023 and Revised Annexure-1

Composition



100%

Small Cap

Fund Manager



VIVEK IYER

Fee Structure

Exit Load	
1st Year	0.00%
2nd Year	0.00%
3rd Year	0.00%



BENCHMARK

S&P BSE 500 Total Return Index



INCEPTION

5 February, 2025



INVESTMENT

White Oak Capital Equity Fund



AUM (₹ CR)

195.00

	Investment Approach	Benchmark
1 Month	-4.54%	N/A
3 Month	-7.98%	N/A
6 Month	-6.59%	N/A
Since Inception	0.83%	N/A

* Returns are as on @factsheet_date, * Returns over a 1 year period are annualized * Returns are calculated using the Time Weighted Rate of Return (TWRR) method and as provided by the respective AMCs. *ND (No Data) , * NA(Not Applicable) * Returns of the respective Benchmark Indices used are tabulated above. Benchmark(s) given are as per SEBI circular no. SEBI/HO/IMD/IMD-PoD-2/P/CIR/2022/172 dated December 16, 2022 and the APMI circular no. APMI/2022-23/02 dated 23rd March,2023 and Revised Annexure-1

Portfolio Characteristics	
Total Number of Stocks	87
Average Market Cap	85856.93 CR
Portfolio Age	11 Months
Sharpe Ratio 1 Yr	0.65
P/B Ratio	4.07
P/E Ratio	37.34

Composition



7.56%

Large Cap



6.55%

Mid Cap



76.25%

Small Cap



1.86%

Cash Equivalent

Fund Manager



White Oak Capital Management Consultants LLP

Fee Structure

Exit Load	
1st Year	Nil
2nd Year	Nil
3rd Year	Nil



BENCHMARK
NIFTY Service Sector Index



INCEPTION
31 October, 2022



INVESTMENT
ABSL India Equity Services Fund



AUM (₹ CR)
NA

	Investment Approach	Benchmark
1 Month	-4.56%	N/A
3 Month	-5.69%	N/A
6 Month	-3.81%	N/A
1 Year	2.27%	N/A
3 Year	12.11%	N/A
Since Inception	9.02%	N/A

* Returns are as on @factsheet_date, * Returns over a 1 year period are annualized * Returns are calculated using the Time Weighted Rate of Return (TWRR) method and as provided by the respective AMCs. *ND (No Data) , * NA(Not Applicable) * Returns of the respective Benchmark Indices used are tabulated above. Benchmark(s) given are as per SEBI circular no. SEBI/HO/IMD/IMD-PoD-2/P/CIR/2022/172 dated December 16, 2022 and the APMI circular no. APMI/2022-23/02 dated 23rd March,2023 and Revised Annexure-1

Portfolio Characteristics	
Total Number of Stocks	41
Average Market Cap	425561.99 CR
Portfolio Age	3 Years 3 Months
Sharpe Ratio 1 Yr	-0.11
Sharpe Ratio 3 Yr	0.48
Beta 1 Yr	1.39
Beta 3 Yr	1.13
Downcapture Ratio 1 Yr	182.97
Downcapture Ratio 3 Yr	132.51
Upcapture ratio 1 Yr	120.40
Upcapture ratio 3 Yr	111.60
P/B Ratio	3.21
P/E Ratio	21.19

Composition



55.04%
Large Cap



26.11%
Mid Cap



16.80%
Small Cap



2.05%
Cash Equivalent

Fund Manager



Mr. Salvin Shah



Sameer Narayan

Fee Structure

Exit Load	
1st Year	3.00%
2nd Year	2.00%
3rd Year	1.00%



BENCHMARK
S&P BSE 400 MIDSMLLAP INDEX



INCEPTION
3 October, 2022



INVESTMENT
Alchemy Emerging Leaders of Tomorrow



AUM (₹ CR)
1229.77

	Investment Approach	Benchmark	Portfolio Characteristics	
1 Month	-4.67%	N/A	Total Number of Stocks	29
3 Month	-7.24%	N/A	Average Market Cap	34828.47 CR
6 Month	-7.72%	N/A	Portfolio Age	3 Years 3 Months
1 Year	6.29%	N/A	Sharpe Ratio 1 Yr	0.14
3 Year	20.45%	N/A	Sharpe Ratio 3 Yr	0.75
Since Inception	16.97%	N/A		

* Returns are as on @factsheet_date, * Returns over a 1 year period are annualized * Returns are calculated using the Time Weighted Rate of Return (TWRR) method and as provided by the respective AMCs. *ND (No Data) , * NA(Not Applicable) * Returns of the respective Benchmark Indices used are tabulated above. Benchmark(s) given are as per SEBI circular no. SEBI/HO/IMD/IMD-PoD-2/P/CIR/2022/172 dated December 16, 2022 and the APMI circular no. APMI/2022-23/02 dated 23rd March,2023 and Revised Annexure-1

Composition



Fund Manager



Mr. Hiren Ved



Mythili Balakrishnan

Fee Structure

Fixed Fee		Variable Fee		Exit Load	
AMC	No option	AMC	No option	1st Year	0.00%
		Hurdle	No option	2nd Year	0.00%
				3rd Year	0.00%



BENCHMARK
S&P BSE 500 Index

INCEPTION
5 April, 2024

INVESTMENT
Carnelian Bharat Amritkaal Fund

AUM (₹ CR)
NA

	Investment Approach	Benchmark
1 Month	-4.67%	N/A
3 Month	-4.57%	N/A
6 Month	-0.44%	N/A
1 Year	8.02%	N/A
Since Inception	8.67%	N/A

* Returns are as on @factsheet_date, * Returns over a 1 year period are annualized * Returns are calculated using the Time Weighted Rate of Return (TWRR) method and as provided by the respective AMCs. *ND (No Data) , * NA(Not Applicable) * Returns of the respective Benchmark Indices used are tabulated above. Benchmark(s) given are as per SEBI circular no. SEBI/HO/IMD/IMD-PoD-2/P/CIR/2022/172 dated December 16, 2022 and the APMI circular no. APMI/2022-23/02 dated 23rd March,2023 and Revised Annexure-1

Portfolio Characteristics	
Average Market Cap	160770 CR
Portfolio Age	1 Year 9 Months
Sharpe Ratio 1 Yr	0.18
Beta 1 Yr	1.29
Downcapture Ratio 1 Yr	131.31
Upcapture ratio 1 Yr	122.88

Composition



Fund Manager



Manoj Bahety

Fee Structure

Fixed Fee		Variable Fee		Exit Load	
AMC	2.25%	AMC	1.75%	1st Year	2.00%
		Hurdle	8.00%	2nd Year	0.00%
		Profit Sharing	15% profit Sharing above 8% hurdle	3rd Year	0.00%



BENCHMARK
S&P BSE 200 Index

INCEPTION
31 May, 2019

INVESTMENT
Carnelian Capital Compounder Fund - 1

AUM (₹ CR)
NA

	Investment Approach	Benchmark
1 Month	-4.70%	N/A
3 Month	-2.85%	N/A
6 Month	3.64%	N/A
1 Year	17.77%	N/A
3 Year	29.74%	N/A
5 Year	23.42%	N/A
Since Inception	22.12%	N/A

* Returns are as on @factsheet_date, * Returns over a 1 year period are annualized * Returns are calculated using the Time Weighted Rate of Return (TWRR) method and as provided by the respective AMCs. *ND (No Data) , * NA(Not Applicable) * Returns of the respective Benchmark Indices used are tabulated above. Benchmark(s) given are as per SEBI circular no. SEBI/HO/IMD/IMD-PoD-2/P/CIR/2022/172 dated December 16, 2022 and the APMI circular no. APMI/2022-23/02 dated 23rd March,2023 and Revised Annexure-1

Portfolio Characteristics	
Average Market Cap	147291 CR
Portfolio Age	6 Years 8 Months
Sharpe Ratio 1 Yr	0.46
Sharpe Ratio 3 Yr	1.25
Beta 1 Yr	1.37
Beta 3 Yr	1.12
Downcapture Ratio 1 Yr	127.25
Downcapture Ratio 3 Yr	92.28
Upcapture ratio 1 Yr	141.32
Upcapture ratio 3 Yr	136.95

Composition



37.10%
Large Cap



40.84%
Mid Cap



20.24%
Small Cap



1.80%
Cash Equivalent

Fund Manager



Manoj Bahety

Fee Structure

Fixed Fee		Variable Fee		Exit Load	
AMC	No Option	AMC	No Option	1st Year	No Option
		Hurdle	No Option	2nd Year	No Option
		Profit Sharing	No Option	3rd Year	No Option



BENCHMARK
S&P BSE 200 Total Return Index



INCEPTION
1 November, 2018



INVESTMENT
360 One - High Growth Companies
Fund



AUM (₹ CR)
425.09

	Investment Approach	Benchmark
1 Month	-4.72%	N/A
3 Month	-7.10%	N/A
6 Month	-8.47%	N/A
1 Year	2.92%	N/A
3 Year	19.09%	N/A
5 Year	15.65%	N/A
Since Inception	15.78%	N/A

* Returns are as on @factsheet_date, * Returns over a 1 year period are annualized * Returns are calculated using the Time Weighted Rate of Return (TWRR) method and as provided by the respective AMCs. *ND (No Data) , * NA(Not Applicable) * Returns of the respective Benchmark Indices used are tabulated above. Benchmark(s) given are as per SEBI circular no. SEBI/HO/IMD/IMD-PoD-2/P/CIR/2022/172 dated December 16, 2022 and the APMI circular no. APMI/2022-23/02 dated 23rd March,2023 and Revised Annexure-1

Portfolio Characteristics	
Total Number of Stocks	31
Average Market Cap	345425.11 CR
Portfolio Age	7 Years 2 Months
Sharpe Ratio 1 Yr	-0.11
Sharpe Ratio 3 Yr	1.03
Beta 1 Yr	0.89
Beta 3 Yr	0.81
Downcapture Ratio 1 Yr	98.71
Downcapture Ratio 3 Yr	64.41
Upcapture ratio 1 Yr	76.30
Upcapture ratio 3 Yr	94.34
P/B Ratio	4.45
P/E Ratio	28.07

Composition



63.92%
Large Cap



6.21%
Mid Cap



28.69%
Small Cap



1.18%
Cash Equivalent

Fund Manager



Mehul Jani

Fee Structure

Fixed Fee		Variable Fee		Exit Load	
AMC	NO OPTION	AMC	NO OPTION	1st Year	NO OPTION
		Hurdle	NO OPTION	2nd Year	NO OPTION
		Profit Sharing	NO OPTION	3rd Year	NO OPTION



BENCHMARK
S&P BSE 500 Total Return Index



INCEPTION
14 October, 2021



INVESTMENT
Nepean Long Term Opportunities Fund II



AUM (₹ CR)
121.98

	Investment Approach	Benchmark
1 Month	-4.77%	N/A
3 Month	-8.04%	N/A
6 Month	-5.76%	N/A
1 Year	-0.98%	N/A
3 Year	15.39%	N/A
Since Inception	11.18%	N/A

* Returns are as on @factsheet_date, * Returns over a 1 year period are annualized * Returns are calculated using the Time Weighted Rate of Return (TWRR) method and as provided by the respective AMCs. *ND (No Data) , * NA(Not Applicable) * Returns of the respective Benchmark Indices used are tabulated above. Benchmark(s) given are as per SEBI circular no. SEBI/HO/IMD/IMD-PoD-2/P/CIR/2022/172 dated December 16, 2022 and the APMI circular no. APMI/2022-23/02 dated 23rd March,2023 and Revised Annexure-1

Portfolio Characteristics	
Total Number of Stocks	17
Portfolio Age	4 Years 3 Months
Sharpe Ratio 1 Yr	-0.28
Sharpe Ratio 3 Yr	0.27
Beta 1 Yr	1.15
Beta 3 Yr	0.89
Downcapture Ratio 1 Yr	123.83
Downcapture Ratio 3 Yr	110.99
Upcapture ratio 1 Yr	82.98
Upcapture ratio 3 Yr	97.19

Composition



12.61%
Large Cap



22.76%
Mid Cap



52.84%
Small Cap



11.79%
Cash Equivalent

Fund Manager



Anand Trivedi



Gautam Trivedi

Fee Structure

Fixed Fee		Variable Fee		Exit Load	
AMC	1.25%	AMC	No Option	1st Year	-
		Hurdle	No Option	2nd Year	1.50%
		Profit Sharing	No Option	3rd Year	1.50%

BENCHMARK
S&P BSE 200 Index

INCEPTION
1 July, 2021

INVESTMENT
Oculus Capital - Growth Fund

AUM (₹ CR)
1.34

	Investment Approach	Benchmark
1 Month	-4.80%	N/A
3 Month	-8.84%	N/A
6 Month	-7.69%	N/A
1 Year	-1.71%	N/A
3 Year	22.35%	N/A
Since Inception	17.13%	N/A

* Returns are as on @factsheet_date, * Returns over a 1 year period are annualized * Returns are calculated using the Time Weighted Rate of Return (TWRR) method and as provided by the respective AMCs. *ND (No Data) , * NA(Not Applicable) * Returns of the respective Benchmark Indices used are tabulated above. Benchmark(s) given are as per SEBI circular no. SEBI/HO/IMD/IMD-PoD-2/P/CIR/2022/172 dated December 16, 2022 and the APMI circular no. APMI/2022-23/02 dated 23rd March,2023 and Revised Annexure-1

Portfolio Characteristics	
Total Number of Stocks	69
Average Market Cap	116242.56 CR
Portfolio Age	4 Years 6 Months
Sharpe Ratio 1 Yr	-0.34
Sharpe Ratio 3 Yr	0.94
Beta 1 Yr	1.12
Beta 3 Yr	1.08
Downcapture Ratio 1 Yr	144.34
Downcapture Ratio 3 Yr	100.15
Upcapture ratio 1 Yr	87.47
Upcapture ratio 3 Yr	121.53
P/B Ratio	2.72
P/E Ratio	36.40

Composition



8.93%
Large Cap



18.29%
Mid Cap



62.94%
Small Cap



9.36%
Cash Equivalent

Fund Manager



Mayank Bajaj



Ankit Sonkhiya

Fee Structure

Fixed Fee		Variable Fee		Exit Load	
AMC	NO OPTION	AMC	NO OPTION	1st Year	3%
		Hurdle	NO OPTION	2nd Year	2%
		Profit Sharing	NO OPTION	3rd Year	1%



BENCHMARK
NIFTY 500 Index



INCEPTION
24 February, 2025



INVESTMENT
CHANDRAHAS MOAT OPPORTUNITIES



AUM (₹ CR)
20.16

	Investment Approach	Benchmark
1 Month	-4.81%	N/A
3 Month	-7.64%	N/A
6 Month	-8.06%	N/A
Since Inception	-5.73%	N/A

* Returns are as on @factsheet_date, * Returns over a 1 year period are annualized * Returns are calculated using the Time Weighted Rate of Return (TWRR) method and as provided by the respective AMCs. *ND (No Data) , * NA(Not Applicable) * Returns of the respective Benchmark Indices used are tabulated above. Benchmark(s) given are as per SEBI circular no. SEBI/HO/IMD/IMD-PoD-2/P/CIR/2022/172 dated December 16, 2022 and the APMI circular no. APMI/2022-23/02 dated 23rd March,2023 and Revised Annexure-1

Portfolio Characteristics	
Total Number of Stocks	27
Average Market Cap	85413.63 CR
Portfolio Age	11 Months
Sharpe Ratio 1 Yr	-1.31
P/B Ratio	7.67
P/E Ratio	16.01


Composition



52.82%
Large Cap



21.64%
Mid Cap



2.37%
Small Cap



23.17%
Cash Equivalent

Fund Manager

Mayank Mehra

Fee Structure



BENCHMARK
S&P BSE 500 Index



INCEPTION
21 September, 2018



INVESTMENT
360 One - Multi Strategy Fund



AUM (₹ CR)
83.92

	Investment Approach	Benchmark
1 Month	-5.20%	N/A
3 Month	-9.96%	N/A
6 Month	-10.82%	N/A
1 Year	-4.77%	N/A
3 Year	7.21%	N/A
5 Year	8.48%	N/A
Since Inception	9.38%	N/A

* Returns are as on @factsheet_date, * Returns over a 1 year period are annualized * Returns are calculated using the Time Weighted Rate of Return (TWRR) method and as provided by the respective AMCs. *ND (No Data) , * NA(Not Applicable) * Returns of the respective Benchmark Indices used are tabulated above. Benchmark(s) given are as per SEBI circular no. SEBI/HO/IMD/IMD-PoD-2/P/CIR/2022/172 dated December 16, 2022 and the APMI circular no. APMI/2022-23/02 dated 23rd March,2023 and Revised Annexure-1

Portfolio Characteristics	
Total Number of Stocks	34
Average Market Cap	249507.64 CR
Portfolio Age	7 Years 4 Months
Sharpe Ratio 1 Yr	-0.58
Sharpe Ratio 3 Yr	0.17
Beta 1 Yr	1.06
Beta 3 Yr	0.98
Downcapture Ratio 1 Yr	127.00
Downcapture Ratio 3 Yr	115.02
Upcapture ratio 1 Yr	67.60
Upcapture ratio 3 Yr	76.34
P/B Ratio	3.84
P/E Ratio	39.64

Composition



49.02%
Large Cap



7.90%
Mid Cap



42.79%
Small Cap



0.29%
Cash Equivalent

Fund Manager



Mitul Patel

Fee Structure

Fixed Fee		Variable Fee		Exit Load	
AMC	NO OPTION	AMC	NO OPTION	1st Year	NO OPTION
		Hurdle	NO OPTION	2nd Year	NO OPTION
		Profit Sharing	NO OPTION	3rd Year	NO OPTION


BENCHMARK

S&P BSE 500 Total Return Index


INCEPTION

17 June, 2025


INVESTMENT

Astratinvest Quant Long Short Fund


AUM (₹ CR)

NA

	Investment Approach	Benchmark	Portfolio Characteristics	
1 Month	-5.33%	N/A	Portfolio Age	7 Months
3 Month	-3.61%	N/A		
6 Month	-3.21%	N/A		
Since Inception	-3.31%	N/A		

* Returns are as on @factsheet_date, * Returns over a 1 year period are annualized * Returns are calculated using the Time Weighted Rate of Return (TWRR) method and as provided by the respective AMCs. *ND (No Data) , * NA(Not Applicable) * Returns of the respective Benchmark Indices used are tabulated above. Benchmark(s) given are as per SEBI circular no. SEBI/HO/IMD/IMD-PoD-2/P/CIR/2022/172 dated December 16, 2022 and the APMI circular no. APMI/2022-23/02 dated 23rd March,2023 and Revised Annexure-1

Fund Manager

Akash Gupta

Shivam Agrawal
Fee Structure

Fixed Fee		Variable Fee		Exit Load	
AMC	2.00%	AMC	No option	1st Year	2.00%
		Hurdle	10%	2nd Year	1.00%
				3rd Year	0.00%



BENCHMARK
S&P BSE 500 Total Return Index



INCEPTION
31 May, 2025



INVESTMENT
WhiteOak Capital Healthcare
Opportunities Fund



AUM (₹ CR)
77.00

	Investment Approach	Benchmark
1 Month	-5.59%	N/A
3 Month	-10.60%	N/A
6 Month	-11.57%	N/A
Since Inception	-3.84%	N/A

* Returns are as on @factsheet_date, * Returns over a 1 year period are annualized * Returns are calculated using the Time Weighted Rate of Return (TWRR) method and as provided by the respective AMCs. *ND (No Data) , * NA(Not Applicable) * Returns of the respective Benchmark Indices used are tabulated above. Benchmark(s) given are as per SEBI circular no. SEBI/HO/IMD/IMD-PoD-2/P/CIR/2022/172 dated December 16, 2022 and the APMI circular no. APMI/2022-23/02 dated 23rd March,2023 and Revised Annexure-1

Portfolio Characteristics	
Total Number of Stocks	31
Average Market Cap	27294.89 CR
Portfolio Age	8 Months
P/B Ratio	6.86
P/E Ratio	54.84

Composition



2.25%
Large Cap



16.90%
Mid Cap



76.58%
Small Cap



1.67%
Cash Equivalent

Fund Manager



White Oak Capital Management Consultants LLP

Fee Structure

Exit Load	
1st Year	Nil
2nd Year	Nil
3rd Year	Nil

BENCHMARK
S&P BSE 200 Index

INCEPTION
8 December, 2022

INVESTMENT
Helios India Rising Fund II

AUM (₹ CR)
NA

	Investment Approach	Benchmark
1 Month	-5.62%	N/A
3 Month	-7.40%	N/A
6 Month	-1.87%	N/A
1 Year	6.88%	N/A
3 Year	18.74%	N/A
Since Inception	15.23%	N/A

Portfolio Characteristics	
Portfolio Age	3 Years 1 Month
Sharpe Ratio 1 Yr	0.15
Beta 1 Yr	1.01
Downcapture Ratio 1 Yr	99.66
Upcapture ratio 1 Yr	93.20

* Returns are as on @factsheet_date, * Returns over a 1 year period are annualized * Returns are calculated using the Time Weighted Rate of Return (TWRR) method and as provided by the respective AMCs. *ND (No Data) , * NA(Not Applicable) * Returns of the respective Benchmark Indices used are tabulated above. Benchmark(s) given are as per SEBI circular no. SEBI/HO/IMD/IMD-PoD-2/P/CIR/2022/172 dated December 16, 2022 and the APMI circular no. APMI/2022-23/02 dated 23rd March,2023 and Revised Annexure-1

Composition



56.72%

Large Cap

Fund Manager



Dharmendra Grover

Fee Structure

Fixed Fee		Variable Fee	
AMC	No Option	AMC	No Option
		Hurdle	No Option
		Profit Sharing	No Option



BENCHMARK
S&P BSE 500 Total Return Index



INCEPTION
1 July, 2025



INVESTMENT
VQ FasterCAP Fund II



AUM (₹ CR)
NA

	Investment Approach	Benchmark	Portfolio Characteristics	
1 Month	-5.65%	N/A	Average Market Cap	23793.51 CR
3 Month	-10.56%	N/A	Portfolio Age	6 Months
6 Month	-9.95%	N/A		
Since Inception	-9.99%	N/A		

* Returns are as on @factsheet_date, * Returns over a 1 year period are annualized * Returns are calculated using the Time Weighted Rate of Return (TWRR) method and as provided by the respective AMCs. *ND (No Data) , * NA(Not Applicable) * Returns of the respective Benchmark Indices used are tabulated above. Benchmark(s) given are as per SEBI circular no. SEBI/HO/IMD/IMD-PoD-2/P/CIR/2022/172 dated December 16, 2022 and the APMI circular no. APMI/2022-23/02 dated 23rd March,2023 and Revised Annexure-1

Composition



16.13%
Mid Cap



81.96%
Small Cap



1.91%
Cash Equivalent

Fund Manager

Ravi Dharamshi

Fee Structure

Fixed Fee		Variable Fee		Exit Load	
AMC	No option	AMC	No option	1st Year	1%
		Hurdle	No option	2nd Year	1%
				3rd Year	Nil



BENCHMARK
Nifty SME Emerge



INCEPTION
5 June, 2024



INVESTMENT
CCV EMERGING OPPORTUNITIES FUND-I



AUM (₹ CR)
NA

	Investment Approach	Benchmark
1 Month	-5.77%	N/A
3 Month	-6.78%	N/A
6 Month	-4.49%	N/A
1 Year	0.34%	N/A
Since Inception	35.07%	N/A

Portfolio Characteristics	
Portfolio Age	1 Year 6 Months
Sharpe Ratio 1 Yr	-0.18

* Returns are as on @factsheet_date, * Returns over a 1 year period are annualized * Returns are calculated using the Time Weighted Rate of Return (TWRR) method and as provided by the respective AMCs. *ND (No Data) , * NA(Not Applicable) * Returns of the respective Benchmark Indices used are tabulated above. Benchmark(s) given are as per SEBI circular no. SEBI/HO/IMD/IMD-PoD-2/P/CIR/2022/172 dated December 16, 2022 and the APMI circular no. APMI/2022-23/02 dated 23rd March,2023 and Revised Annexure-1

Composition



2.85%
Mid Cap



80.14%
Small Cap



17.01%
Cash Equivalent

Fund Manager



Sahil Garg

Fee Structure

Fixed Fee		Variable Fee		Exit Load	
AMC	2.00%	AMC	No Option	1st Year	1.00%
		Hurdle	10.00%	2nd Year	1.00%
		Profit Sharing	20% Profit sharing above 10% hurdle	3rd Year	1.00%


BENCHMARK
Not Disclosed


INCEPTION
6 October, 2023


INVESTMENT
Ambit 365


AUM (₹ CR)
NA

	Investment Approach	Benchmark
1 Month	-5.93%	N/A
3 Month	-4.39%	N/A
6 Month	-8.32%	N/A
1 Year	-10.85%	N/A
Since Inception	1.53%	N/A

Portfolio Characteristics	
Portfolio Age	1 Year 7 Months
Sharpe Ratio 1 Yr	-2.40

* Returns are as on @factsheet_date, * Returns over a 1 year period are annualized * Returns are calculated using the Time Weighted Rate of Return (TWRR) method and as provided by the respective AMCs. *ND (No Data) , * NA(Not Applicable) * Returns of the respective Benchmark Indices used are tabulated above. Benchmark(s) given are as per SEBI circular no. SEBI/HO/IMD/IMD-PoD-2/P/CIR/2022/172 dated December 16, 2022 and the APMI circular no. APMI/2022-23/02 dated 23rd March,2023 and Revised Annexure-1

Fund Manager
Dhiraj Agarwal

Fee Structure

Fixed Fee		Variable Fee		Exit Load	
AMC	2.50%	AMC	2.00%	1st Year	0.00%
		Hurdle	10.00%	2nd Year	0.00%
		Profit Sharing	15% Profit Sharing above 10% hurdle	3rd Year	0.00%



BENCHMARK
NIFTY 50 Total Return Index



INCEPTION
10 November, 2015



INVESTMENT
Samvitti Capital Alpha Fund



AUM (₹ CR)
NA

	Investment Approach	Benchmark
1 Month	-6.29%	N/A
3 Month	-11.51%	N/A
6 Month	-11.85%	N/A
1 Year	-9.87%	N/A
3 Year	17.16%	N/A
5 Year	12.57%	N/A
Since Inception	10.49%	N/A

* Returns are as on @factsheet_date, * Returns over a 1 year period are annualized * Returns are calculated using the Time Weighted Rate of Return (TWRR) method and as provided by the respective AMCs. *ND (No Data) , * NA(Not Applicable) * Returns of the respective Benchmark Indices used are tabulated above. Benchmark(s) given are as per SEBI circular no. SEBI/HO/IMD/IMD-PoD-2/P/CIR/2022/172 dated December 16, 2022 and the APMI circular no. APMI/2022-23/02 dated 23rd March,2023 and Revised Annexure-1

Portfolio Characteristics	
Total Number of Stocks	60
Average Market Cap	21213 CR
Portfolio Age	10 Years 2 Months
Sharpe Ratio 1 Yr	-0.46
Sharpe Ratio 3 Yr	0.57
Beta 1 Yr	1.89
Beta 3 Yr	1.41
Downcapture Ratio 1 Yr	255.15
Downcapture Ratio 3 Yr	176.60
Upcapture ratio 1 Yr	117.62
Upcapture ratio 3 Yr	151.67
P/B Ratio	8.40
P/E Ratio	55.70

Composition



2.80%
Large Cap



10.70%
Mid Cap



86.50%
Small Cap

Fund Manager



Prabhakar Kudva

Fee Structure

Fixed Fee		Variable Fee		Exit Load	
AMC	2.00%	AMC	No Option	1st Year	2.00%
		Hurdle	10.00%	2nd Year	0.00%
		Profit Sharing	20% Performance above Hurdle 10%	3rd Year	0.00%



BENCHMARK

NIFTY 500 & Debt Composite index



INCEPTION

7 October, 2024



INVESTMENT

Niveshaay Hedgehogs Fund



AUM (₹ CR)

719.23

	Investment Approach	Benchmark
1 Month	-6.47%	N/A
3 Month	-11.91%	N/A
6 Month	-9.95%	N/A
1 Year	-3.35%	N/A
Since Inception	1.38%	N/A

Portfolio Characteristics	
Portfolio Age	1 Year 3 Months
Sharpe Ratio 1 Yr	-0.38

* Returns are as on @factsheet_date, * Returns over a 1 year period are annualized * Returns are calculated using the Time Weighted Rate of Return (TWRR) method and as provided by the respective AMCs. *ND (No Data) , * NA(Not Applicable) * Returns of the respective Benchmark Indices used are tabulated above. Benchmark(s) given are as per SEBI circular no. SEBI/HO/IMD/IMD-PoD-2/P/CIR/2022/172 dated December 16, 2022 and the APMI circular no. APMI/2022-23/02 dated 23rd March,2023 and Revised Annexure-1

Composition



1%
Mid Cap



99%
Small Cap



1%
Cash Equivalent

Fund Manager

Arvind Kothari

Fee Structure

Fixed Fee		Variable Fee	
AMC	No option	AMC	No option
		Hurdle	No option


BENCHMARK
 NIFTY India Consumption Index

INCEPTION
 30 April, 2021

INVESTMENT
 Edelweiss - Consumer Trends Fund

AUM (₹ CR)
 195.02

	Investment Approach	Benchmark
1 Month	-6.62%	N/A
3 Month	-11.37%	N/A
6 Month	-7.86%	N/A
1 Year	7.76%	N/A
3 Year	12.72%	N/A
Since Inception	11.18%	N/A

* Returns are as on @factsheet_date, * Returns over a 1 year period are annualized * Returns are calculated using the Time Weighted Rate of Return (TWRR) method and as provided by the respective AMCs. *ND (No Data) , * NA(Not Applicable) * Returns of the respective Benchmark Indices used are tabulated above. Benchmark(s) given are as per SEBI circular no. SEBI/HO/IMD/IMD-PoD-2/P/CIR/2022/172 dated December 16, 2022 and the APMI circular no. APMI/2022-23/02 dated 23rd March,2023 and Revised Annexure-1

Portfolio Characteristics	
Portfolio Age	4 Years 9 Months
Sharpe Ratio 1 Yr	0.21
Sharpe Ratio 3 Yr	0.56
Beta 1 Yr	0.92
Beta 3 Yr	0.82
Downcapture Ratio 1 Yr	92.09
Downcapture Ratio 3 Yr	88.38
Upcapture ratio 1 Yr	109.21
Upcapture ratio 3 Yr	81.56

Fund Manager

Nalin Moniz

Mr. Vivek Sharma
Fee Structure

Fixed Fee		Variable Fee		Exit Load	
AMC	NO OPTION	AMC	NO OPTION	1st Year	NO OPTION
		Hurdle	NO OPTION	2nd Year	NO OPTION
		Profit Sharing	NO OPTION	3rd Year	NO OPTION



BENCHMARK
S&P BSE 500 Total Return Index



INCEPTION
17 March, 2022



INVESTMENT
Incred-Emerging Business Fund



AUM (₹ CR)
465.00

	Investment Approach	Benchmark
1 Month	-6.63%	N/A
3 Month	-15.27%	N/A
6 Month	-7.97%	N/A
1 Year	-6.63%	N/A
3 Year	14.87%	N/A
Since Inception	13.48%	N/A

* Returns are as on @factsheet_date, * Returns over a 1 year period are annualized * Returns are calculated using the Time Weighted Rate of Return (TWRR) method and as provided by the respective AMCs. *ND (No Data) , * NA(Not Applicable) * Returns of the respective Benchmark Indices used are tabulated above. Benchmark(s) given are as per SEBI circular no. SEBI/HO/IMD/IMD-PoD-2/P/CIR/2022/172 dated December 16, 2022 and the APMI circular no. APMI/2022-23/02 dated 23rd March,2023 and Revised Annexure-1

Portfolio Characteristics	
Total Number of Stocks	25
Average Market Cap	117765 CR
Portfolio Age	3 Years 10 Months
Sharpe Ratio 1 Yr	-0.50
Sharpe Ratio 3 Yr	0.68
Beta 1 Yr	1.11
Beta 3 Yr	0.96
Downcapture Ratio 1 Yr	146.71
Downcapture Ratio 3 Yr	85.99
Upcapture ratio 1 Yr	75.67
Upcapture ratio 3 Yr	97.73
P/E Ratio	37.00

Composition



7.44%
Large Cap



9.45%
Mid Cap



81.90%
Small Cap



1.21%
Cash Equivalent

Fund Manager



Mrinal Singh

Fee Structure

Fixed Fee		Variable Fee		Exit Load	
AMC	No Option	AMC	No Option	1st Year	0.00%
		Hurdle	No Option	2nd Year	0.00%
		Profit Sharing	No Option	3rd Year	0.00%



BENCHMARK
NIFTY 500 Index



INCEPTION
1 October, 2024



INVESTMENT
P G IM India Equity Growth
Opportunities Fund - Series I



AUM (₹ CR)
NA

Investment Approach

approach

Investment Objectives

Objective

	Investment Approach	Benchmark	Portfolio Characteristics	
1 Month	-6.67%	N/A	Portfolio Age	1 Year 3 Months
3 Month	-11.44%	N/A		
6 Month	-9.94%	N/A		
1 Year	-3.78%	N/A		
Since Inception	6.45%	N/A		

* Returns are as on @factsheet_date, * Returns over a 1 year period are annualized * Returns are calculated using the Time Weighted Rate of Return (TWRR) method and as provided by the respective AMCs. *ND (No Data) , * NA(Not Applicable) * Returns of the respective Benchmark Indices used are tabulated above. Benchmark(s) given are as per SEBI circular no. SEBI/HO/IMD/IMD-PoD-2/P/CIR/2022/172 dated December 16, 2022 and the APMI circular no. APMI/2022-23/02 dated 23rd March,2023 and Revised Annexure-1

Fund Manager



Anniruddha Naha

Fee Structure

Fixed Fee		Variable Fee		Exit Load	
AMC	No option	AMC	No option	1st Year	No Option
		Hurdle	No option	2nd Year	No Option
				3rd Year	No Option



BENCHMARK

S&P BSE 500 Total Return Index



INCEPTION

1 February, 2023



INVESTMENT

Motilal Oswal Founders Fund Series I



AUM (₹ CR)

1616.88

	Investment Approach	Benchmark
1 Month	-6.76%	N/A
3 Month	-11.38%	N/A
6 Month	-9.97%	N/A
1 Year	-0.97%	N/A
3 Year	22.11%	N/A
Since Inception	22.11%	N/A

Portfolio Characteristics	
Total Number of Stocks	27
Portfolio Age	2 Years 11 Months
Sharpe Ratio 1 Yr	-0.18
Sharpe Ratio 3 Yr	0.83
Beta 1 Yr	1.45
Downcapture Ratio 1 Yr	169.71
Upcapture ratio 1 Yr	116.52

* Returns are as on @factsheet_date, * Returns over a 1 year period are annualized * Returns are calculated using the Time Weighted Rate of Return (TWRR) method and as provided by the respective AMCs. *ND (No Data) , * NA(Not Applicable) * Returns of the respective Benchmark Indices used are tabulated above. Benchmark(s) given are as per SEBI circular no. SEBI/HO/IMD/IMD-PoD-2/P/CIR/2022/172 dated December 16, 2022 and the APMI circular no. APMI/2022-23/02 dated 23rd March,2023 and Revised Annexure-1

Composition




18.90%
Large Cap



45.42%
Mid Cap



35.69%
Small Cap



0.90%
Cash Equivalent

Fund Manager



Dhaval Mehta



Abhishek Anand

Fee Structure

Fixed Fee		Variable Fee		Exit Load	
AMC	No Option	AMC	No Option	1st Year	3.00%
		Hurdle	No Option	2nd Year	2.00%
		Profit Sharing	No Option	3rd Year	1.00%


BENCHMARK
S&P BSE 200 Index


INCEPTION
21 April, 2024


INVESTMENT
MNCL Capital Compounder Fund 2


AUM (₹ CR)
733.10

	Investment Approach	Benchmark
1 Month	-6.90%	N/A
3 Month	-10.60%	N/A
6 Month	-10.50%	N/A
1 Year	-0.60%	N/A
Since Inception	5.00%	N/A

Portfolio Characteristics	
Portfolio Age	1 Year 9 Months
Sharpe Ratio 1 Yr	-0.31

* Returns are as on @factsheet_date, * Returns over a 1 year period are annualized * Returns are calculated using the Time Weighted Rate of Return (TWRR) method and as provided by the respective AMCs. *ND (No Data) , * NA(Not Applicable) * Returns of the respective Benchmark Indices used are tabulated above. Benchmark(s) given are as per SEBI circular no. SEBI/HO/IMD/IMD-PoD-2/P/CIR/2022/172 dated December 16, 2022 and the APMI circular no. APMI/2022-23/02 dated 23rd March,2023 and Revised Annexure-1

Composition



Fund Manager

Abhisar Jain

Abhisar Jain

Fee Structure

Fixed Fee		Variable Fee		Exit Load	
AMC	No Option	AMC	No Option	1st Year	NO OPTION
		Hurdle	No Option	2nd Year	NO OPTION
		Profit Sharing	No Option	3rd Year	NO OPTION



BENCHMARK
NIFTY 500 Total Return Index



INCEPTION
8 September, 2023



INVESTMENT
Swyom India Alpha Fund



AUM (₹ CR)
NA

	Investment Approach	Benchmark	Portfolio Characteristics	
1 Month	-6.99%	N/A	Portfolio Age	2 Years 4 Months
3 Month	-14.17%	N/A	Sharpe Ratio 1 Yr	-0.82
6 Month	-12.32%	N/A	Beta 1 Yr	1.06
1 Year	3.50%	N/A	Downcapture Ratio 1 Yr	147.99
Since Inception	32.93%	N/A	Upcapture ratio 1 Yr	53.13

* Returns are as on @factsheet_date, * Returns over a 1 year period are annualized * Returns are calculated using the Time Weighted Rate of Return (TWRR) method and as provided by the respective AMCs. *ND (No Data) , * NA(Not Applicable) * Returns of the respective Benchmark Indices used are tabulated above. Benchmark(s) given are as per SEBI circular no. SEBI/HO/IMD/IMD-PoD-2/P/CIR/2022/172 dated December 16, 2022 and the APMI circular no. APMI/2022-23/02 dated 23rd March,2023 and Revised Annexure-1

Composition



30.40%
Large Cap



48.90%
Mid Cap



27.80%
Small Cap

Fund Manager

Radha Raman Agarwal

Sweta Agarwal

Fee Structure

Fixed Fee		Variable Fee		Exit Load	
AMC	No Option	AMC	No Option	1st Year	3.00%
		Hurdle	No Option	2nd Year	2.00%
		Profit Sharing	No Option	3rd Year	1.00%



BENCHMARK
S&P BSE 500 Index



INCEPTION
6 June, 2019



INVESTMENT
Abakkus Emerging Opportunities
Fund-1



AUM (₹ CR)
2957.15

	Investment Approach	Benchmark	Portfolio Characteristics	
1 Month	-7.23%	N/A	Total Number of Stocks	26
3 Month	-5.75%	N/A	Average Market Cap	27349.93 CR
6 Month	-3.70%	N/A	Portfolio Age	6 Years 7 Months
1 Year	0.28%	N/A	Sharpe Ratio 1 Yr	-1.57
3 Year	20.98%	N/A	Sharpe Ratio 3 Yr	-1.57
5 Year	25.56%	N/A		
Since Inception	27.70%	N/A		

* Returns are as on @factsheet_date, * Returns over a 1 year period are annualized * Returns are calculated using the Time Weighted Rate of Return (TWRR) method and as provided by the respective AMCs. *ND (No Data) , * NA(Not Applicable) * Returns of the respective Benchmark Indices used are tabulated above. Benchmark(s) given are as per SEBI circular no. SEBI/HO/IMD/IMD-PoD-2/P/CIR/2022/172 dated December 16, 2022 and the APMI circular no. APMI/2022-23/02 dated 23rd March,2023 and Revised Annexure-1

Composition



5.66%
Large Cap



27.73%
Mid Cap



60.37%
Small Cap



6.24%
Cash Equivalent

Fund Manager



Hitesh Arora



Sunil Singhania

Aman Chowhan

Fee Structure

Exit Load	
1st Year	No Option
2nd Year	No Option
3rd Year	No Option



BENCHMARK
S&P BSE 200 Index



INCEPTION
7 May, 2025



INVESTMENT
ValueQuest India Inflexion Fund



AUM (₹ CR)
NA

	Investment Approach	Benchmark
1 Month	-7.48%	N/A
3 Month	-10.89%	N/A
6 Month	-3.04%	N/A
Since Inception	9.69%	N/A

Portfolio Characteristics	
Average Market Cap	84999.89 CR
Portfolio Age	8 Months

* Returns are as on @factsheet_date, * Returns over a 1 year period are annualized * Returns are calculated using the Time Weighted Rate of Return (TWRR) method and as provided by the respective AMCs. *ND (No Data) , * NA(Not Applicable) * Returns of the respective Benchmark Indices used are tabulated above. Benchmark(s) given are as per SEBI circular no. SEBI/HO/IMD/IMD-PoD-2/P/CIR/2022/172 dated December 16, 2022 and the APMI circular no. APMI/2022-23/02 dated 23rd March,2023 and Revised Annexure-1

Composition



15.39%
Large Cap



15.97%
Mid Cap



68.61%
Small Cap



0.03%
Cash Equivalent

Fund Manager



Sameer Shah

Fee Structure

Exit Load	
1st Year	1.00%
2nd Year	1.00%
3rd Year	Nil

BENCHMARK
Nifty Microcap250

INCEPTION
18 June, 2024

INVESTMENT
SMART HORIZON OPPORTUNITY FUND


AUM (₹ CR)
NA

	Investment Approach	Benchmark
1 Month	-7.50%	N/A
3 Month	-14.10%	N/A
6 Month	-3.75%	N/A
1 Year	-2.04%	N/A
Since Inception	7.44%	N/A

Portfolio Characteristics	
Total Number of Stocks	47
Portfolio Age	1 Year 7 Months

* Returns are as on @factsheet_date, * Returns over a 1 year period are annualized * Returns are calculated using the Time Weighted Rate of Return (TWRR) method and as provided by the respective AMCs. *ND (No Data) , * NA(Not Applicable) * Returns of the respective Benchmark Indices used are tabulated above. Benchmark(s) given are as per SEBI circular no. SEBI/HO/IMD/IMD-PoD-2/P/CIR/2022/172 dated December 16, 2022 and the APMI circular no. APMI/2022-23/02 dated 23rd March,2023 and Revised Annexure-1

Composition



Fund Manager
Om Thakkar

Fee Structure

Fixed Fee		Variable Fee		Exit Load	
AMC	No option	AMC	No option	1st Year	3.00%
		Hurdle	No option	2nd Year	2.00%
				3rd Year	1.00%



BENCHMARK
NIFTY 50 Total Return Index



INCEPTION
15 November, 2018



INVESTMENT
Roha Emerging Companies Fund



AUM (₹ CR)
NA

	Investment Approach	Benchmark
1 Month	-7.58%	-2.80%
3 Month	-7.62%	-4.14%
6 Month	-7.76%	-2.21%
1 Year	-18.87%	1.60%
3 Year	30.69%	14.60%
Since Inception	18.59%	12.92%

* Returns are as on @factsheet_date, * Returns over a 1 year period are annualized * Returns are calculated using the Time Weighted Rate of Return (TWRR) method and as provided by the respective AMCs. *ND (No Data) , * NA(Not Applicable) * Returns of the respective Benchmark Indices used are tabulated above. Benchmark(s) given are as per SEBI circular no. SEBI/HO/IMD/IMD-PoD-2/P/CIR/2022/172 dated December 16, 2022 and the APMI circular no. APMI/2022-23/02 dated 23rd March,2023 and Revised Annexure-1

Portfolio Characteristics	
Average Market Cap	6100 CR
Portfolio Age	4 Years 3 Months
Sharpe Ratio 1 Yr	-0.37
Sharpe Ratio 3 Yr	1.15
Beta 1 Yr	0.82
Beta 3 Yr	1.27
P/B Ratio	0.00
P/E Ratio	0.00

Composition



4.48%
Mid Cap



21.03%
Small Cap

Fund Manager



DALJEET SINGH KOHLI

Fee Structure

Fixed Fee		Variable Fee	
AMC	NA	AMC	NA
		Hurdle	NA
		Profit Sharing	NA



BENCHMARK
S&P BSE 500 Index

INCEPTION
14 April, 2022

INVESTMENT
Carnelian Structural Shift Fund

AUM (₹ CR)
NA

	Investment Approach	Benchmark
1 Month	-7.88%	N/A
3 Month	-9.66%	N/A
6 Month	-10.14%	N/A
1 Year	-10.26%	N/A
3 Year	21.54%	N/A
Since Inception	19.76%	N/A

* Returns are as on @factsheet_date, * Returns over a 1 year period are annualized * Returns are calculated using the Time Weighted Rate of Return (TWRR) method and as provided by the respective AMCs. *ND (No Data) , * NA(Not Applicable) * Returns of the respective Benchmark Indices used are tabulated above. Benchmark(s) given are as per SEBI circular no. SEBI/HO/IMD/IMD-PoD-2/P/CIR/2022/172 dated December 16, 2022 and the APMI circular no. APMI/2022-23/02 dated 23rd March,2023 and Revised Annexure-1

Portfolio Characteristics	
Average Market Cap	28397 CR
Portfolio Age	3 Years 9 Months
Sharpe Ratio 1 Yr	-0.68
Sharpe Ratio 3 Yr	0.71
Beta 1 Yr	1.37
Beta 3 Yr	1.16
Downcapture Ratio 1 Yr	180.80
Downcapture Ratio 3 Yr	108.55
Upcapture ratio 1 Yr	75.87
Upcapture ratio 3 Yr	118.04

Composition



Fund Manager



Manoj Bahety

Fee Structure

Fixed Fee		Variable Fee		Exit Load	
AMC	No Option	AMC	No Option	1st Year	No Option
		Hurdle	No Option	2nd Year	No Option
		Profit Sharing	No Option	3rd Year	No Option


BENCHMARK
S&P BSE 200 Index


INCEPTION
23 August, 2022


INVESTMENT
MNCL Capital Compounder Fund 1


AUM (₹ CR)
106.80

	Investment Approach	Benchmark
1 Month	-7.90%	N/A
3 Month	-11.00%	N/A
6 Month	-9.80%	N/A
1 Year	-9.10%	N/A
Since Inception	10.30%	N/A

Portfolio Characteristics	
Portfolio Age	3 Years 5 Months
Sharpe Ratio 1 Yr	-0.81
Sharpe Ratio 3 Yr	0.41

* Returns are as on @factsheet_date, * Returns over a 1 year period are annualized * Returns are calculated using the Time Weighted Rate of Return (TWRR) method and as provided by the respective AMCs. *ND (No Data) , * NA(Not Applicable) * Returns of the respective Benchmark Indices used are tabulated above. Benchmark(s) given are as per SEBI circular no. SEBI/HO/IMD/IMD-PoD-2/P/CIR/2022/172 dated December 16, 2022 and the APMI circular no. APMI/2022-23/02 dated 23rd March,2023 and Revised Annexure-1

Composition



Fund Manager

Abhisar Jain

Fee Structure

Fixed Fee		Variable Fee		Exit Load	
AMC	No Option	AMC	No Option	1st Year	0.00%
		Hurdle	No Option	2nd Year	0.00%
		Profit Sharing	No option	3rd Year	0.00%



BENCHMARK
S&P BSE 200 Index



INCEPTION
10 July, 2023



INVESTMENT
Negen Undiscovered Value Fund



AUM (₹ CR)
748.93

	Investment Approach	Benchmark
1 Month	-8.13%	N/A
3 Month	-11.77%	N/A
6 Month	-10.52%	N/A
1 Year	-7.74%	N/A
Since Inception	25.07%	N/A

Portfolio Characteristics	
Portfolio Age	2 Years 6 Months
Sharpe Ratio 1 Yr	-0.71
Beta 1 Yr	0.59
Downcapture Ratio 1 Yr	105.83
Upcapture ratio 1 Yr	37.22

* Returns are as on @factsheet_date, * Returns over a 1 year period are annualized * Returns are calculated using the Time Weighted Rate of Return (TWRR) method and as provided by the respective AMCs. *ND (No Data) , * NA(Not Applicable) * Returns of the respective Benchmark Indices used are tabulated above. Benchmark(s) given are as per SEBI circular no. SEBI/HO/IMD/IMD-PoD-2/P/CIR/2022/172 dated December 16, 2022 and the APMI circular no. APMI/2022-23/02 dated 23rd March,2023 and Revised Annexure-1

Fund Manager



Mr. Jigar Dinesh Shah

Fee Structure

Fixed Fee		Variable Fee		Exit Load	
AMC	No Option	AMC	No Option	1st Year	0.00%
		Hurdle	No Option	2nd Year	0.00%
		Profit Sharing	No Option	3rd Year	0.00%



BENCHMARK
S&P BSE 200 Index



INCEPTION
2 September, 2024



INVESTMENT
VQ FasterCAP Fund



AUM (₹ CR)
NA

	Investment Approach	Benchmark
1 Month	-8.60%	N/A
3 Month	-15.27%	N/A
6 Month	-15.19%	N/A
1 Year	-10.84%	N/A
Since Inception	0.41%	N/A

Portfolio Characteristics	
Average Market Cap	45667.93 CR
Portfolio Age	1 Year 4 Months
Sharpe Ratio 1 Yr	-0.85
Beta 1 Yr	1.21
Downcapture Ratio 1 Yr	168.00
Upcapture ratio 1 Yr	58.72

* Returns are as on @factsheet_date, * Returns over a 1 year period are annualized * Returns are calculated using the Time Weighted Rate of Return (TWRR) method and as provided by the respective AMCs. *ND (No Data) , * NA(Not Applicable) * Returns of the respective Benchmark Indices used are tabulated above. Benchmark(s) given are as per SEBI circular no. SEBI/HO/IMD/IMD-PoD-2/P/CIR/2022/172 dated December 16, 2022 and the APMI circular no. APMI/2022-23/02 dated 23rd March,2023 and Revised Annexure-1

Composition



9.93%
Large Cap



35.63%
Mid Cap



51.82%
Small Cap



2.62%
Cash Equivalent

Fund Manager

Ravi Dharamshi

Fee Structure

Fixed Fee		Variable Fee		Exit Load	
AMC	No Option	AMC	No Option	1st Year	1.00%
		Hurdle	No Option	2nd Year	1.00%
		Profit Sharing	No Option	3rd Year	NIL



BENCHMARK

Nifty Microcap 250 Total Return Index



INCEPTION

26 March, 2025



INVESTMENT

Grobiz SME Opportunity Fund



AUM (₹ CR)

NA

	Investment Approach	Benchmark	Portfolio Characteristics	
1 Month	-8.85%	N/A	Portfolio Age	10 Months
3 Month	-15.30%	N/A		
6 Month	-6.84%	N/A		
Since Inception	7.91%	N/A		

* Returns are as on @factsheet_date, * Returns over a 1 year period are annualized * Returns are calculated using the Time Weighted Rate of Return (TWRR) method and as provided by the respective AMCs. *ND (No Data) , * NA(Not Applicable) * Returns of the respective Benchmark Indices used are tabulated above. Benchmark(s) given are as per SEBI circular no. SEBI/HO/IMD/IMD-PoD-2/P/CIR/2022/172 dated December 16, 2022 and the APMI circular no. APMI/2022-23/02 dated 23rd March,2023 and Revised Annexure-1

Fund Manager



Tushar Agrawal

Fee Structure

Fixed Fee		Variable Fee		Exit Load	
AMC	No option	AMC	No option	1st Year	No Option
		Hurdle	No option	2nd Year	No Option
				3rd Year	No Option



BENCHMARK
S&P BSE 200 Index



INCEPTION
1 May, 2024



INVESTMENT
Steptrade Revolution Fund



AUM (₹ CR)
167.00

	Investment Approach	Benchmark
1 Month	-8.88%	N/A
3 Month	-19.79%	N/A
6 Month	-19.87%	N/A
1 Year	-14.28%	N/A
Since Inception	6.60%	N/A

* Returns are as on @factsheet_date, * Returns over a 1 year period are annualized * Returns are calculated using the Time Weighted Rate of Return (TWRR) method and as provided by the respective AMCs. *ND (No Data) , * NA(Not Applicable) * Returns of the respective Benchmark Indices used are tabulated above. Benchmark(s) given are as per SEBI circular no. SEBI/HO/IMD/IMD-PoD-2/P/CIR/2022/172 dated December 16, 2022 and the APMI circular no. APMI/2022-23/02 dated 23rd March,2023 and Revised Annexure-1

Portfolio Characteristics	
Total Number of Stocks	76
Average Market Cap	2671.29 CR
Portfolio Age	1 Year 8 Months
Sharpe Ratio 1 Yr	-0.68
Beta 1 Yr	0.83
Downcapture Ratio 1 Yr	134.03
Upcapture ratio 1 Yr	39.91
P/B Ratio	1.86
P/E Ratio	18.38

Composition



0.31%
Mid Cap



78.49%
Small Cap



11.35%
Cash Equivalent

Fund Manager



Kresha Gupta



Ankush Jain

Fee Structure

Fixed Fee		Variable Fee		Exit Load	
AMC	No Option	AMC	No Option	1st Year	0.00%
		Hurdle	12.00%	2nd Year	0.00%
		Profit Sharing	No Option	3rd Year	0.00%



BENCHMARK
NIFTY Smallcap 250 Index



INCEPTION
8 November, 2024



INVESTMENT
Aarth.AIF Growth Fund



AUM (₹ CR)
535.74

	Investment Approach	Benchmark
1 Month	-8.95%	N/A
3 Month	-12.69%	N/A
6 Month	-9.16%	N/A
1 Year	1.14%	N/A
Since Inception	44.37%	N/A

Portfolio Characteristics	
Average Market Cap	742.13 CR
Portfolio Age	1 Year 2 Months
Sharpe Ratio 1 Yr	1.38
Beta 1 Yr	-0.22
Downcapture Ratio 1 Yr	-170.33
Upcapture ratio 1 Yr	201.58

* Returns are as on @factsheet_date, * Returns over a 1 year period are annualized * Returns are calculated using the Time Weighted Rate of Return (TWRR) method and as provided by the respective AMCs. *ND (No Data) , * NA(Not Applicable) * Returns of the respective Benchmark Indices used are tabulated above. Benchmark(s) given are as per SEBI circular no. SEBI/HO/IMD/IMD-PoD-2/P/CIR/2022/172 dated December 16, 2022 and the APMI circular no. APMI/2022-23/02 dated 23rd March,2023 and Revised Annexure-1

Composition



96%
Small Cap



4%
Cash Equivalent

Fund Manager



Adheesh Kabra



Rishi Agarwal

Fee Structure

Fixed Fee		Variable Fee		Exit Load	
AMC	No option	AMC	No option	1st Year	0.00%
		Hurdle	12%	2nd Year	0.00%
				3rd Year	0.00%



BENCHMARK
NIFTY Smallcap 250 Index



INCEPTION
18 October, 2024



INVESTMENT
PGIM India Equity Growth
Opportunities Fund - Series II



AUM (₹ CR)
334.00

	Investment Approach	Benchmark
1 Month	-8.98%	N/A
3 Month	-16.16%	N/A
6 Month	-19.23%	N/A
1 Year	-10.70%	N/A
Since Inception	-16.92%	N/A

Portfolio Characteristics	
Portfolio Age	1 Year 3 Months
Sharpe Ratio 1 Yr	-0.80
Beta 1 Yr	0.81
Downcapture Ratio 1 Yr	97.16
Upcapture ratio 1 Yr	56.18

* Returns are as on @factsheet_date, * Returns over a 1 year period are annualized * Returns are calculated using the Time Weighted Rate of Return (TWRR) method and as provided by the respective AMCs. *ND (No Data) , * NA(Not Applicable) * Returns of the respective Benchmark Indices used are tabulated above. Benchmark(s) given are as per SEBI circular no. SEBI/HO/IMD/IMD-PoD-2/P/CIR/2022/172 dated December 16, 2022 and the APMI circular no. APMI/2022-23/02 dated 23rd March,2023 and Revised Annexure-1

Fund Manager



Mr. Aniruddha Naha

Fee Structure

Fixed Fee		Variable Fee		Exit Load	
AMC	2.50%	AMC	-	1st Year	0.00%
		Hurdle	10.00%	2nd Year	0.00%
		Profit Sharing	20% Profit Sharing above 10% Hurdle	3rd Year	0.00%



BENCHMARK
S&P BSE Small Cap Index



INCEPTION
13 December, 2024



INVESTMENT
Enigma Small Opportunities Fund



AUM (₹ CR)
212.91

	Investment Approach	Benchmark
1 Month	-9.62%	N/A
3 Month	-11.76%	N/A
6 Month	-18.13%	N/A
1 Year	-1.51%	N/A
Since Inception	-2.27%	N/A


Portfolio Characteristics	
Total Number of Stocks	22
Portfolio Age	1 Year 1 Month
Sharpe Ratio 1 Yr	-0.26

* Returns are as on @factsheet_date, * Returns over a 1 year period are annualized * Returns are calculated using the Time Weighted Rate of Return (TWRR) method and as provided by the respective AMCs. *ND (No Data) , * NA(Not Applicable) * Returns of the respective Benchmark Indices used are tabulated above. Benchmark(s) given are as per SEBI circular no. SEBI/HO/IMD/IMD-PoD-2/P/CIR/2022/172 dated December 16, 2022 and the APMI circular no. APMI/2022-23/02 dated 23rd March,2023 and Revised Annexure-1

Composition



94.93%
Small Cap



5.07%
Cash Equivalent

Fund Manager



Viraj Mehta

Fee Structure

Exit Load	
1st Year	2.00%
2nd Year	2.00%
3rd Year	2.00%